



RESULTADOS

1 - 100 m. MARIPOSA MASCULINO



XX CAMPEONATO DE ESPAÑA POR COMUNIDADES AUTONOMAS, 30.04 AL 02.05.04

LEON

Datos técnicos: Piscina de 25 m., Cronometraje Electrónico

30/04/2004

R.E.:	52.38	ULIBARRI MARTINEZ JORGE	PALMA M.		20/12/2000					
RK	Licencia	Nombre	Año	Fed. Territo	Pts.	Resultado				
1	052346455	ZARZOSA ALONSO FERNANDO	1978	GALICIA	50	26.07	100	55.69	35,0	55.69
						26.07		29.62		
2	043129498	GOMEZ-REINO SASTRE FERNANDO	1981	BALEARE	50	26.09	100	56.05	32,0	56.05
						26.09		29.96		
3	006264736	INFANTES SERRANO DAVID	1982	CMANCHA	50	26.91	100	56.91	30,0	56.91
						26.91		30.00		
4	072477394	URBIETA GARATE OMAR	1981	PSVASCO	50	26.67	100	56.96	29,0	56.96
						26.67		30.29		
5	052993515	ESTEBAN ROMERO DANIEL	1978	MADRILE	50	26.88	100	57.02	28,0	57.02
						26.88		30.14		
6	032681713	BRUQUETAS FONTICOPA MATEO	1985	GALICIA	50	26.98	100	57.04	27,0	57.04
						26.98		30.06		
7	050966484	AZPEITIA PEREZ PABLO V.	1984	MADRILE	50	26.63	100	57.21	26,0	57.21
						26.63		30.58		
8	012336900	HERNANDEZ ANDRES HECTOR	1984	CSTLEON	50	26.91	100	57.22	25,0	57.22
						26.91		30.31		
9	071283679	PEREZ ANTOLIN SAMUEL	1985	CSTLEON	50	27.17	100	58.30	24,0	58.30
						27.17		31.13		
10	016077514	BILDOSOLA AGIRREGOMEZKORT M.	1983	PSVASCO	50	26.63	100	58.81	23,0	58.81
						26.63		32.18		
11	072708175	OLIVER ROLDAN DAVID	1987	NAVARRA	50	27.89	100	59.24	22,0	59.24
						27.89		31.35		
12	043132427	MARTORELL BIBILONI JAIME	1985	BALEARE	50	27.70	100	59.53	21,0	59.53
						27.70		31.83		
13	016600477	MARTINEZ SAMANO JUAN CARLOS	1980	LRIOJA	50	27.85	100	59.74	20,0	59.74
						27.85		31.89		
14	004213272	MORENO DE PABLOS JAIME	1984	CMANCHA	50	27.81	100	59.79	19,0	59.79
						27.81		31.98		
15	044409197	FLORES GRANADO MARCIAL	1987	EXTREMA	50	28.40	100	59.87	18,0	59.87
						28.40		31.47		
16	071880820	ARTIME RODRIGUEZ PABLO	1979	ASTURIA	50	28.11	100	59.99	17,0	59.99
						28.11		31.88		
17	071654201	BERMUDEZ MENENDEZ JOSE M.	1984	ASTURIA	50	27.98	100	1:00.41	16,0	1:00.41
						27.98		32.43		
18	016603766	ROMERO HIPOLITO JONATHAN	1981	LRIOJA	50	28.31	100	1:00.44	15,0	1:00.44
						28.31		32.13		
19	048402360	CORBALAN KEITH ALVARO	1986	MURCIA	50	28.24	100	1:00.50	14,0	1:00.50
						28.24		32.26		
20	023295415	BAENAS NAVARRO PEDRO ANGEL	1989	MURCIA	50	28.58	100	1:00.80	13,0	1:00.80
						28.58		32.22		
21	072073141	GOMEZ PEREZ SERGIO	1985	CANTABR	50	28.94	100	1:02.03	12,0	1:02.03
						28.94		33.09		
22	044638664	AGUERRI GARCIA MIKEL	1987	NAVARRA	50	29.09	100	1:02.80	11,0	1:02.80
						29.09		33.71		
23	072080133	CIFRIAN CASADO GUILLERMO	1988	CANTABR	50	29.58	100	1:03.27	10,0	1:03.27
						29.58		33.69		
24	008874500	ROSADO GIL LUIS DANIEL	1985	EXTREMA	50	29.52	100	1:03.51	9,0	1:03.51
						29.52		33.99		
25	045305289	CALZADO LIARTE JOSE MANUEL	1985	MELILLA	50	29.28	100	1:03.70	8,0	1:03.70
						29.28		34.42		

RT: RETIRADO  
NP: NO PRESENTADO

DES: DESCALIFICADO  
BAJ: BAJA





XX CAMPEONATO DE ESPAÑA POR COMUNIDADES AUTONOMAS, 30.04 AL 02.05.04

LEON

Datos técnicos: Piscina de 25 m., Cronometraje Electrónico

30/04/2004

R.E.:	52.38	ULIBARRI MARTINEZ JORGE	PALMA M.	20/12/2000	
RK	Licencia	Nombre	Año Fed. Territo	Pts.	Resultado
26	045313994	GINER ABAD PABLO	1987 MELILLA	7,0	1:08.12
					50 30.28 100 1:08.12 30.28 37.84

RT: RETIRADO DES: DESCALIFICADO  
NP: NO PRESENTADO BAJ: BAJA





RESULTADOS

2 - 100 m. MARIPOSA FEMENINO



XX CAMPEONATO DE ESPAÑA POR COMUNIDADES AUTONOMAS, 30.04 AL 02.05.04

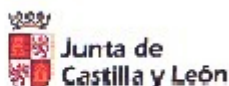
LEON

Datos técnicos: Piscina de 25 m., Cronometraje Electrónico

30/04/2004

RK	Licencia	Nombre	Año	Fed. Territo	50	100	Pts.	Resultado
1	005682554	PEREZ LOPEZ PATRICIA	1977	CMANCHA	29.56	1:04.41	35,0	1:04.41
2	072145318	GARCIA TRUEBA EMMA	1986	ASTURIA	31.10	1:05.40	32,0	1:05.40
3	002665269	ATANASIO NEGRETE SONIA	1988	MADRILE	30.69	1:05.54	30,0	1:05.54
4	009336936	GONZALEZ ARRANZ SILVIA	1979	CSTLEON	30.65	1:05.77	29,0	1:05.77
5	047368089	CURROS MATA NOELIA	1987	GALICIA	31.73	1:06.51	28,0	1:06.51
6	045667144	BERRUETE DIEGO AMAIA	1988	PSVASCO	31.04	1:07.09	27,0	1:07.09
7	043150298	PLANAS DE LA CRUZ TERESA	1987	BALEARE	31.41	1:07.23	26,0	1:07.23
8	053550146	CENTENO GONZALEZ JEANETTE	1988	ASTURIA	31.36	1:07.47	25,0	1:07.47
9	050987150	BARBA VAZQUEZ MARIA	1989	MADRILE	31.65	1:08.00	24,0	1:08.00
10	023048112	DIAZ GARCIA CAROLINA	1989	MURCIA	31.89	1:08.01	23,0	1:08.01
11	043165940	JULIA NOGUERA COLOMA	1990	BALEARE	31.47	1:08.14	22,0	1:08.14
12	044821471	NEIRA VARELA UXIA	1987	GALICIA	31.74	1:08.37	21,0	1:08.37
13	005706924	DIAZ SANCHEZ ALBA	1990	CMANCHA	31.80	1:08.59	20,0	1:08.59
14	072690075	CELORRIO RETA AINHOA	1985	NAVARRA	31.99	1:08.90	19,0	1:08.90
15	072495318	URKAREGI GOMEZ MAIDER	1983	PSVASCO	32.97	1:09.68	18,0	1:09.68
16	071027981	LORENZO CARBAJO MARIA	1986	CSTLEON	31.43	1:10.11	17,0	1:10.11
17	023053785	GONZALEZ CONESA EVA	1985	MURCIA	31.79	1:11.13	16,0	1:11.13
18	076127811	FUENTES NAVAS ELENA	1986	EXTREMA	33.16	1:11.37	15,0	1:11.37
19	072682254	CARRION NINATANTA EIDER	1989	NAVARRA	33.10	1:11.51	14,0	1:11.51
20	028966621	PASCUAL MORENO PATRICIA	1989	EXTREMA	33.36	1:11.71	13,0	1:11.71
21	045301925	MARTINEZ SANCHO-MIÑANO PILAR	1990	MELILLA	34.39	1:12.98	12,0	1:12.98
22	016580157	SALIDO SOMALO ELENA	1980	LRIOJA	34.39	1:13.26	11,0	1:13.26
23	072079611	CAVADA PRESMANES PAOLA	1988	CANTABR	33.36	1:14.47	10,0	1:14.47
24	016614989	UBIS MORENO ANDREA	1988	LRIOJA	34.74	1:15.13	9,0	1:15.13
25	020213474	GARCIA CERRO SUSANA	1986	CANTABR	34.65	1:15.22	8,0	1:15.22

RT: RETIRADO DES: DESCALIFICADO  
 NP: NO PRESENTADO BAJ: BAJA





RESULTADOS

3 - 50 m. ESPALDA MASCULINO



XX CAMPEONATO DE ESPAÑA POR COMUNIDADES AUTONOMAS, 30.04 AL 02.05.04

LEON

Datos técnicos: Piscina de 25 m., Cronometraje Electrónico

30/04/2004

R.E.:	24.82	CARLOS VENTOSA	GELSENKIRCHEN			20/03/1994		
RK	Licencia	Nombre	Año	Fed. Territo	Pts.	Resultado		
1	006269737	CABANAS ALBERCA JOSE JAVIER	1984	MADRILE	50	26.06 26.06	35,0	26.06
2	071157252	NIETO HERRERO RAUL	1985	CSTLEON	50	26.80 26.80	32,0	26.80
3	072733335	UZKIANO OGUETA DIEGO	1983	PSVASCO	50	26.81 26.81	30,0	26.81
4	003692312	PRUDENCIO OLIVA C. MAURICIO	1980	CSTLEON	50	26.93 26.93	29,0	26.93
5	044828698	RAMA MARTINEZ GUSTAVO	1982	GALICIA	50	27.06 27.06	28,0	27.06
6	046919670	MARTINEZ RODRIGUEZ JAVIER	1982	GALICIA	50	27.11 27.11	27,0	27.11
7	072585977	ANDREU ARZUAGA ION	1986	PSVASCO	50	27.50 27.50	26,0	27.50
8	053543865	FERNANDEZ CORDOBA DIEGO	1985	ASTURIA	50	27.52 27.52	25,0	27.52
9	048503773	DIAZ MONTEAGUDO PEDRO	1983	MURCIA	50	27.54 27.54	24,0	27.54
10	043131159	VARELA OURO JAVIER	1984	BALEARE	50	27.74 27.74	23,0	27.74
11	044621893	URTASUN BASARTE JAVIER	1980	NAVARRA	50	27.82 27.82	22,0	27.82
12	071768657	MOREIRA GONZALEZ DAVID	1984	ASTURIA	50	28.12 28.12	21,0	28.12
13	076037511	DE LA MORENA AGUIRRE MANUEL	1984	EXTREMA	50	28.38 28.38	20,0	28.38
14	052982819	RODRIGUEZ MANGAS JUAN ANTONIO	1979	MADRILE	50	28.40 28.40	19,0	28.40
15	043116082	COSTA SCHMID VALENTIN	1981	BALEARE	50	28.73 28.73	18,0	28.73
16	008874499	ROSADO GIL JOSE ALBERTO	1980	EXTREMA	50	29.01 29.01	17,0	29.01
17	023055180	DIAZ SANCHEZ ALBERTO	1987	MURCIA	50	29.27 29.27	16,0	29.27
18	014000025	MANCEBON GIL JORGE	1988	LRIOJA	50	29.36 29.36	15,0	29.36
19	003126052	ALONSO RUIZ CARLOS	1986	CMANCHA	50	29.39 29.39	14,0	29.39
20	072692076	CELORRIO RETA MIKEL	1988	NAVARRA	50	29.40 29.40	13,0	29.40
21	004213272	MORENO DE PABLOS JAIME	1984	CMANCHA	50	29.52 29.52	12,0	29.52
22	072080133	CIFRIAN CASADO GUILLERMO	1988	CANTABR	50	29.97 29.97	11,0	29.97
23	045308651	LOPEZ MORATA JOSE ANTONIO	1988	MELILLA	50	30.03 30.03	10,0	30.03
24	072146674	APARICIO MATIA MARIO	1988	CANTABR	50	30.15 30.15	9,0	30.15
25	045307954	PALOMO GIL JUAN JOSE	1985	MELILLA	50	31.16 31.16	8,0	31.16

RT: RETIRADO      DES: DESCALIFICADO  
 NP: NO PRESENTADO      BAJ: BAJA





XX CAMPEONATO DE ESPAÑA POR COMUNIDADES AUTONOMAS, 30.04 AL 02.05.04

LEON

Datos técnicos: Piscina de 25 m., Cronometraje Electrónico

30/04/2004

R.E.:	24.82	CARLOS VENTOSA				GELSENKIRCHEN	20/03/1994
RK	Licencia	Nombre	Año	Fed. Territo		Pts.	Resultado
26	016580453	IBAÑEZ MARTINEZ DIEGO	1975	LRIOJA	50	7,0	32.19 32.19

RT: RETIRADO      DES: DESCALIFICADO  
NP: NO PRESENTADO      BAJ: BAJA





RESULTADOS

4 - 50 m. ESPALDA FEMENINO



XX CAMPEONATO DE ESPAÑA POR COMUNIDADES AUTONOMAS, 30.04 AL 02.05.04

LEON

Datos técnicos: Piscina de 25 m., Cronometraje Electrónico

30/04/2004

RK	Licencia	Nombre	Año	Fed. Territo	Pts.	Resultado
1	043093122	BRUNET GUASP Mª DEL MAR	1982	BALEARE	35,0	30.03
2	044558234	SASETA ESTEBANEZ ANE	1983	PSVASCO	32,0	30.21
3	071274503	LOSANTOS PRIETO ESTHER	1983	CSTLEON	30,0	30.37
4	071883327	ALVAREZ GARCIA VERONICA	1984	ASTURIA	29,0	30.39
5	053550584	SALAS MARTINEZ ALBA	1986	ASTURIA	28,0	30.95
6	053481544	MUÑIZ QUINTELA UXIA	1983	GALICIA	27,0	31.14
7	076256332	MARTINEZ RODRIGUEZ Mª DOLORES	1979	EXTREMA	26,0	31.22
8	043164284	COSTA SCHMID MELANIE	1989	BALEARE	25,0	31.41
9	072723348	HERNANDEZ RUIZ ELENA	1982	PSVASCO	24,0	31.57
10	991314717	MOYA LOPEZ VIRGINIA	1989	MURCIA	23,0	31.96
11	077415840	RODIÑO MAQUIEIRA NEREA	1989	GALICIA	22,0	31.99
12	053527652	CUENDE FERNANDEZ LARA	1988	CSTLEON	20,5	32.31
12	048998645	MARTINEZ CAVADA MARINA	1987	MADRILE	20,5	32.31
14	006270114	MARTINEZ MAROTO NOEMÍ	1987	CMANCHA	19,0	32.48
15	002663323	GALLEGO HERRANZ MARIA	1986	MADRILE	18,0	32.59
16	044782509	DIAZ LAVADO ANA MARIA	1986	EXTREMA	17,0	32.83
17	048520545	CALDERON FRUCTUOSO CARMEN	1987	MURCIA	16,0	32.97
18	072146955	BUSTILLO CORTAVITARTE REBECA	1989	CANTABR	15,0	33.40
19	004223037	GARCIA RUBIO MARTA	1988	CMANCHA	14,0	33.42
20	072700301	FERNANDEZ DE CELIS AMAYA	1987	NAVARRA	13,0	33.43
21	072689698	ORZAIZ IBARRA LEIRE	1988	NAVARRA	12,0	33.69
22	020213474	GARCIA CERRO SUSANA	1986	CANTABR	11,0	34.34
23	045301598	UBEDA MARMOLEJO CRISTINA	1992	MELILLA	10,0	34.98
24	016605607	JIMENEZ SARRAMIAN RAQUEL	1982	LRIOJA	9,0	35.50
25	071033457	PEREZ CASTELLANOS SANDRA	1991	LRIOJA	8,0	35.59

RT: RETIRADO      DES: DESCALIFICADO  
 NP: NO PRESENTADO      BAJ: BAJA





XX CAMPEONATO DE ESPAÑA POR COMUNIDADES AUTONOMAS, 30.04 AL 02.05.04

LEON

Datos técnicos: Piscina de 25 m., Cronometraje Electrónico

30/04/2004

R.E.:	27.86	ZHIVANEVSKAYA NINA	PALMA M.	21/12/2000		
RK	Licencia	Nombre	Año	Fed. Territo	Pts.	Resultado
26	045314525	CHAMORRO PAJARES MARIA ISABEL	1991	MELILLA	50	35.81 35.81
					7,0	35.81

RT: RETIRADO      DES: DESCALIFICADO  
NP: NO PRESENTADO      BAJ: BAJA





RESULTADOS

5 - 100 m. ESTILOS MASCULINO



XX CAMPEONATO DE ESPAÑA POR COMUNIDADES AUTONOMAS, 30.04 AL 02.05.04

LEON

Datos técnicos: Piscina de 25 m., Cronometraje Electrónico

30/04/2004

R.E.:	54.62	CABELLO FORNS BRENTON	DUBLIN	13/12/2003			
RK	Licencia	Nombre	Año Fed. Territo	Pts.	Resultado		
1	044589340	WUCHERPFENNIG SIMON ALFONSO	1984 MADRILE	50	27.32   58.69 27.32   31.37	35,0	58.69
2	006269737	CABANAS ALBERCA JOSE JAVIER	1984 MADRILE	50	26.42   58.88 26.42   32.46	32,0	58.88
3	046919670	MARTINEZ RODRIGUEZ JAVIER	1982 GALICIA	50	27.46   59.25 27.46   31.79	30,0	59.25
4	020483759	BOTELLA ARJONA BORJA	1987 CSTLEON	50	28.03   59.71 28.03   31.68	29,0	59.71
5	016077515	BILDOSOLA AGIRREGOMEZKORT I.	1983 PSVASCO	50	27.30   59.79 27.30   32.49	28,0	59.79
6	005920381	TAMARAL MORENO RAFAEL	1982 CMANCHA	50	28.08   59.83 28.08   31.75	27,0	59.83
7	047358516	AGRA AGUINAGA JESUS I.	1980 GALICIA	50	27.92   59.98 27.92   32.06	26,0	59.98
8	016077504	ARREGUI MARTIN-LARA IBON	1983 PSVASCO	50	27.44   1:00.03 27.44   32.59	25,0	1:00.03
9	071015402	GARCIA PASTOR ALVARO	1982 CSTLEON	50	27.78   1:00.06 27.78   32.28	24,0	1:00.06
10	072701871	ENERIZ ARRAIZA ASIER	1986 NAVARRA	50	28.39   1:00.51 28.39   32.12	23,0	1:00.51
11	074839626	CASTAÑEDA BENEDICTO JAVIER	1980 MELILLA	50	28.26   1:00.66 28.26   32.40	22,0	1:00.66
12	044409280	GARCIA GIL ELEUTERIO	1982 ASTURIA	50	28.55   1:01.47 28.55   32.92	21,0	1:01.47
13	044587164	LOPEZ RUIZ VICTOR	1984 CMANCHA	50	28.95   1:01.91 28.95   32.96	20,0	1:01.91
14	072708586	CASI GOÑI JORGE	1982 NAVARRA	50	29.00   1:02.36 29.00   33.36	19,0	1:02.36
15	053535342	FERNANDEZ PEREZ MARCOS	1984 ASTURIA	50	27.92   1:02.47 27.92   34.55	18,0	1:02.47
16	028966026	ROSADO BENITO LUIS JOAQUIN	1986 EXTREMA	50	29.70   1:02.52 29.70   32.82	17,0	1:02.52
17	023286350	MORALES ACOSTA BARTOLOME	1985 MURCIA	50	28.30   1:02.83 28.30   34.53	16,0	1:02.83
18	043132427	MARTORELL BIBILONI JAIME	1985 BALEARE	50	29.22   1:02.93 29.22   33.71	15,0	1:02.93
19	016593736	IBAÑEZ MARTINEZ GONZALO	1978 LRIOJA	50	30.80   1:03.06 30.80   32.26	14,0	1:03.06
20	043131159	VARELA OURO JAVIER	1984 BALEARE	50	28.54   1:03.76 28.54   35.22	13,0	1:03.76
21	080070632	JIMENEZ CANO JAVIER	1981 EXTREMA	50	28.95   1:03.93 28.95   34.98	12,0	1:03.93
22	023018552	NIETO ROS JESUS	1987 MURCIA	50	29.91   1:03.99 29.91   34.08	11,0	1:03.99
23	045313894	SANCHEZ MORENO F.A.	1987 MELILLA	50	32.26   1:04.85 32.26   32.59	10,0	1:04.85
24	072081562	CAMPUZANO HURBON ANGEL	1987 CANTABR	50	30.76   1:06.41 30.76   35.65	9,0	1:06.41
25	016580453	IBAÑEZ MARTINEZ DIEGO	1975 LRIOJA	50	32.06   1:07.96 32.06   35.90	8,0	1:07.96

RT: RETIRADO  
NP: NO PRESENTADO

DES: DESCALIFICADO  
BAJ: BAJA







RESULTADOS

6 - 100 m. ESTILOS FEMENINO



XX CAMPEONATO DE ESPAÑA POR COMUNIDADES AUTONOMAS, 30.04 AL 02.05.04

LEON

Datos técnicos: Piscina de 25 m., Cronometraje Electrónico

30/04/2004

R.E.:	1:02.34	ROUBA BIENIARZ TATIANA	SABADELL	22/12/2002
RK	Licencia	Nombre	Año Fed. Territo	Pts. Resultado
1	050875678	ZAMORA SOTO IRENE	1982 MADRILE	35,0 1:05.48
2	044078215	CARBALLIDO ROMERO PAULA	1979 GALICIA	32,0 1:05.50
3	071520677	FELIZ GARCIA NOEMI	1988 CSTLEON	30,0 1:06.47
4	053548258	GONZALEZ PENA ANA	1986 ASTURIA	29,0 1:06.75
5	053548644	GONZALEZ GAVILAN SONIA	1989 ASTURIA	28,0 1:07.43
6	052998214	HERRAEZ DE LA CALLE ARACELI	1983 MADRILE	27,0 1:08.11
7	044684338	ARMENTIA ARRONIZ ITZIAR	1983 PSVASCO	26,0 1:08.38
8	043157626	BARRES BISQUERRA BEGOÑA	1986 BALEARE	25,0 1:08.65
9	030692482	FUENTES ALEJANDRE EIDER	1984 PSVASCO	24,0 1:08.73
10	071443635	RETUERTO GARCIA INDIRA	1987 CSTLEON	23,0 1:09.50
11	991314717	MOYA LOPEZ VIRGINIA	1989 MURCIA	22,0 1:09.91
12	047368089	CURROS MATA NOELIA	1987 GALICIA	21,0 1:10.24
13	043158199	LOPEZ HINOJOSA CRISTINA	1987 BALEARE	20,0 1:10.63
14	044630989	RAMIREZ VERA NEREA	1987 NAVARRA	19,0 1:11.01
15	048610267	NOGUERA VIVANCOS MARIA	1988 MURCIA	18,0 1:12.18
16	034776366	MARTIN PEREZ MARIA PIEDAD	1982 EXTREMA	17,0 1:12.73
17	003113655	VALERO BLANCO CRISTINA	1982 CMANCHA	16,0 1:13.02
18	028966621	PASCUAL MORENO PATRICIA	1989 EXTREMA	15,0 1:13.07
19	072141882	CORRALES GONZALVEZ ALEXANDRA	1987 CANTABR	14,0 1:13.66
20	005682554	PEREZ LOPEZ PATRICIA	1977 CMANCHA	13,0 1:13.92
21	045308014	MORALES AROCA SONIA	1987 MELILLA	12,0 1:14.49
22	072069179	PINEY ALLALDE MARTA	1987 CANTABR	11,0 1:15.41
23	014000018	CALAHORRANO ALDEA SANDRA	1990 LRIOJA	10,0 1:17.81
24	016611538	CUBILLOS AUSIN ELENA	1985 LRIOJA	9,0 1:19.19
	072405146	GENDIVE MARTIN NEREA	1988 NAVARRA	0,0 DES

RT: RETIRADO DES: DESCALIFICADO  
 NP: NO PRESENTADO BAJ: BAJA

MSL SW.RESULTADOS\_PRUEBA.6-10 Información correcta a 18:18:37 30/04/2004  
 SPORTEC Sistemas de Información, MSL Software - www.msl.es





RESULTADOS

7 - 1500 m. LIBRE MASCULINO



XX CAMPEONATO DE ESPAÑA POR COMUNIDADES AUTONOMAS, 30.04 AL 02.05.04

LEON

Datos técnicos: Piscina de 25 m., Cronometraje Electrónico

30/04/2004

R.E.: 14:48.14 FREDERIK HVIID SANTIAGO C. 16/12/1999

Table with columns: RK, Licencia, Nombre, Año, Fed. Territo, Pts., Resultado. It lists 7 swimmers with their times for various distances (50m to 1500m).

RT: RETIRADO DES: DESCALIFICADO MMN: M.M. Nac. (Para Edades) NP: NO PRESENTADO BAJ: BAJA RE: Record Pais





RESULTADOS

7 - 1500 m. LIBRE MASCULINO



XX CAMPEONATO DE ESPAÑA POR COMUNIDADES AUTONOMAS, 30.04 AL 02.05.04

LEON

Datos técnicos: Piscina de 25 m., Cronometraje Electrónico

30/04/2004

R.E.: 14:48.14 FREDERIK HVIID SANTIAGO C. 16/12/1999

RK	Licencia	Nombre	Año	Fed. Territo	Pts.	Resultado					
8	072401248	DIAZ MERCADO ZIGOR	1984	PSVASCO	25,0						
50	30.19	100 1:02.50	150 1:35.25	200 2:08.27	250 2:41.30	300 3:14.26	350 3:47.59	400 4:21.01	450 4:54.73	500 5:28.18	16:22.05
	30.19	32.31	32.75	33.02	33.03	32.96	33.33	33.42	33.72	33.45	
550	6:01.58	600 6:34.70	650 7:07.59	700 7:40.71	750 8:13.89	800 8:46.93	850 9:19.75	900 9:52.68	950 10:25.66	1000 10:58.60	
	33.40	33.12	32.89	33.12	33.18	33.04	32.82	32.93	32.98	32.94	
1050	11:31.19	1100 12:03.96	1150 12:36.92	1200 13:09.98	1250 13:42.89	1300 14:15.71	1350 14:48.64	1400 15:21.35	1450 15:52.78	1500 16:22.05	
	32.59	32.77	32.96	33.06	32.91	32.82	32.93	32.71	31.43	29.27	
9	072392555	FLORENCIO BAZ JONATAN	1986	PSVASCO	24,0						
50	29.84	100 1:01.59	150 1:33.49	200 2:05.49	250 2:37.91	300 3:10.16	350 3:42.73	400 4:15.45	450 4:48.47	500 5:21.67	16:22.09
	29.84	31.75	31.90	32.00	32.42	32.25	32.57	32.72	33.02	33.20	
550	5:55.25	600 6:29.07	650 7:02.53	700 7:35.80	750 8:09.35	800 8:42.73	850 9:16.45	900 9:49.85	950 10:23.32	1000 10:56.78	
	33.58	33.82	33.46	33.27	33.55	33.38	33.72	33.40	33.47	33.46	
1050	11:29.77	1100 12:02.85	1150 12:35.96	1200 13:08.54	1250 13:41.30	1300 14:14.20	1350 14:47.16	1400 15:20.37	1450 15:51.86	1500 16:22.09	
	32.99	33.08	33.11	32.58	32.76	32.90	32.96	33.21	31.49	30.23	
10	043124020	LOPEZ DIAZ CARLOS	1983	BALEARE	23,0						
50	29.94	100 1:02.87	150 1:35.85	200 2:08.99	250 2:41.97	300 3:15.13	350 3:48.19	400 4:21.56	450 4:54.80	500 5:27.93	16:24.58
	29.94	32.93	32.98	33.14	32.98	33.16	33.06	33.37	33.24	33.13	
550	6:00.97	600 6:34.31	650 7:07.19	700 7:40.14	750 8:13.35	800 8:46.09	850 9:19.04	900 9:51.97	950 10:24.98	1000 10:57.81	
	33.04	33.34	32.88	32.95	33.21	32.74	32.95	32.93	33.01	32.83	
1050	11:30.15	1100 12:03.05	1150 12:36.12	1200 13:09.38	1250 13:42.25	1300 14:15.25	1350 14:48.17	1400 15:21.39	1450 15:53.65	1500 16:24.58	
	32.34	32.90	33.07	33.26	32.87	33.00	32.92	33.22	32.26	30.93	
11	071770394	FERNANDEZ PEREIRA ALBERTO	1986	ASTURIA	22,0						
50	29.60	100 1:01.35	150 1:33.65	200 2:06.38	250 2:39.19	300 3:11.88	350 3:44.81	400 4:17.86	450 4:51.19	500 5:24.61	16:31.18
	29.60	31.75	32.30	32.73	32.81	32.69	32.93	33.05	33.33	33.42	
550	5:57.76	600 6:31.17	650 7:04.75	700 7:38.45	750 8:11.70	800 8:45.25	850 9:18.64	900 9:51.87	950 10:25.25	1000 10:58.56	
	33.15	33.41	33.58	33.70	33.25	33.55	33.39	33.23	33.38	33.31	
1050	11:31.93	1100 12:05.28	1150 12:38.91	1200 13:12.21	1250 13:45.75	1300 14:19.57	1350 14:52.94	1400 15:25.88	1450 15:59.01	1500 16:31.18	
	33.37	33.35	33.63	33.30	33.54	33.82	33.37	32.94	33.13	32.17	
12	047080120	GARCÍA GASCÓN JUAN CARLOS	1984	CMANCHA	21,0						
50	29.95	100 1:01.88	150 1:34.13	200 2:06.94	250 2:39.81	300 3:12.97	350 3:45.74	400 4:18.80	450 4:52.39	500 5:25.53	16:42.79
	29.95	31.93	32.25	32.81	32.87	33.16	32.77	33.06	33.59	33.14	
550	5:58.80	600 6:32.64	650 7:06.42	700 7:40.22	750 8:14.33	800 8:48.37	850 9:22.16	900 9:55.96	950 10:30.03	1000 11:04.08	
	33.27	33.84	33.78	33.80	34.11	34.04	33.79	33.80	34.07	34.05	
1050	11:37.90	1100 12:11.94	1150 12:46.22	1200 13:20.42	1250 13:54.45	1300 14:28.35	1350 15:02.27	1400 15:36.14	1450 16:09.81	1500 16:42.79	
	33.82	34.04	34.28	34.20	34.03	33.90	33.92	33.87	33.67	32.98	
13	034996822	JUSTO QUINTAIROS FRANCISCO	1982	GALICIA	20,0						
50	29.66	100 1:04.11	150 1:37.13	200 2:10.32	250 2:43.28	300 3:16.24	350 3:49.63	400 4:22.85	450 4:56.01	500 5:29.54	16:51.40
	29.66	34.45	33.02	33.19	32.96	32.96	33.39	33.22	33.16	33.53	
550	6:03.05	600 6:36.58	650 7:10.22	700 7:44.02	750 8:17.93	800 8:51.72	850 9:25.76	900 10:00.06	950 10:34.70	1000 11:09.35	
	33.51	33.53	33.64	33.80	33.91	33.79	34.04	34.30	34.64	34.65	
1050	11:44.16	1100 12:18.53	1150 12:52.94	1200 13:27.50	1250 14:02.13	1300 14:36.54	1350 15:10.80	1400 15:45.20	1450 16:18.68	1500 16:51.40	
	34.81	34.37	34.41	34.56	34.63	34.41	34.26	34.40	33.48	32.72	
14	023048108	ANDRES GRAU FRANCISCO	1986	MURCIA	19,0						
50	30.07	100 1:02.59	150 1:35.39	200 2:07.98	250 2:40.91	300 3:14.02	350 3:47.30	400 4:20.81	450 4:54.44	500 5:28.16	16:57.04
	30.07	32.52	32.80	32.59	32.93	33.11	33.28	33.51	33.63	33.72	
550	6:01.93	600 6:35.97	650 7:09.97	700 7:44.25	750 8:18.27	800 8:52.34	850 9:26.61	900 10:00.94	950 10:35.29	1000 11:09.76	
	33.77	34.04	34.00	34.28	34.02	34.07	34.27	34.33	34.35	34.47	
1050	11:44.31	1100 12:19.11	1150 12:53.80	1200 13:28.68	1250 14:03.52	1300 14:38.47	1350 15:13.42	1400 15:48.68	1450 16:23.44	1500 16:57.04	
	34.55	34.80	34.69	34.88	34.84	34.95	34.95	35.26	34.76	33.60	

RT: RETIRADO DES: DESCALIFICADO MMN: M.M. Nac. (Para Edades)  
 NP: NO PRESENTADO BAJ: BAJA RE: Record Pais





RESULTADOS

7 - 1500 m. LIBRE MASCULINO



XX CAMPEONATO DE ESPAÑA POR COMUNIDADES AUTONOMAS, 30.04 AL 02.05.04

LEON

Datos técnicos: Piscina de 25 m., Cronometraje Electrónico

30/04/2004

R.E.: 14:48.14 FREDERIK HVIID SANTIAGO C. 16/12/1999

Table with columns: RK, Licencia, Nombre, Año, Fed. Territo, Pts., Resultado. Rows include athletes like DIAZ SANCHEZ ALBERTO, PAVON GUTIERREZ EUGENIO, SAN MARTIN FERNANDEZ OSCAR, ALONSO DEL VALLE PABLO, SANCHEZ ARRAIZA IÑAKI, FLORIANO MILLAN ENRIQUE, and MARTINEZ RIVAS RUBEN.

RT: RETIRADO DES: DESCALIFICADO MMN: M.M. Nac. (Para Edades)
NP: NO PRESENTADO BAJ: BAJA RE: Record Pais

MSL SW.RESULTADOS\_PRUEBA.7-15 Información correcta a 19:16:24 30/04/2004

SPORTEC Sistemas de Información, MSL Software - www.msl.es





RESULTADOS

7 - 1500 m. LIBRE MASCULINO



XX CAMPEONATO DE ESPAÑA POR COMUNIDADES AUTONOMAS, 30.04 AL 02.05.04

LEON

Datos técnicos: Piscina de 25 m., Cronometraje Electrónico

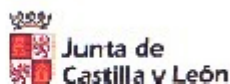
30/04/2004

R.E.: 14:48.14 FREDERIK HVIID SANTIAGO C. 16/12/1999

RK	Licencia	Nombre	Año	Fed. Territo	Pts.	Resultado					
22	016610495	LOPEZ IZQUIERDO IVAN	1989	LRIOJA	11,0						
50	30.45 30.45	100 1:05.07 34.62	150 1:41.47 36.40	200 2:18.11 36.64	250 2:55.33 37.22	300 3:32.10 36.77	350 4:08.71 36.61	400 4:46.03 37.32	450 5:23.22 37.19	500 6:00.45 37.23	18:23.90
550	6:38.54 38.09	600 7:15.83 37.29	650 7:53.22 37.39	700 8:30.94 37.72	750 9:08.42 37.48	800 9:46.24 37.82	850 10:23.72 37.48	900 11:01.32 37.60	950 11:38.68 37.36	1000 12:16.27 37.59	
1050	12:54.43 38.16	1100 13:31.89 37.46	1150 14:09.24 37.35	1200 14:46.48 37.24	1250 15:24.37 37.89	1300 16:02.02 37.65	1350 16:38.28 36.26	1400 17:16.03 37.75	1450 17:52.02 35.99	1500 18:23.90 31.88	
23	016609399	SANTANA SAENZ FERNANDO	1983	LRIOJA	10,0						
50	30.90 30.90	100 1:06.41 35.51	150 1:42.80 36.39	200 2:19.83 37.03	250 2:57.09 37.26	300 3:33.95 36.86	350 4:11.09 37.14	400 4:48.20 37.11	450 5:25.77 37.57	500 6:03.48 37.71	18:37.88
550	6:41.17 37.69	600 7:19.06 37.89	650 7:57.19 38.13	700 8:35.04 37.85	750 9:13.16 38.12	800 9:51.48 38.32	850 10:29.18 37.70	900 11:07.15 37.97	950 11:45.00 37.85	1000 12:23.03 38.03	
1050	13:00.97 37.94	1100 13:39.02 38.05	1150 14:16.74 37.72	1200 14:55.42 38.68	1250 15:33.35 37.93	1300 16:11.05 37.70	1350 16:48.76 37.71	1400 17:26.15 37.39	1450 18:02.95 36.80	1500 18:37.88 34.93	

RT: RETIRADO DES: DESCALIFICADO MN: M.M. Nac. (Para Edades)  
 NP: NO PRESENTADO BAJ: BAJA RE: Record Pais

MSL SW.RESULTADOS\_PRUEBA.7-15 Información correcta a 19:16:24 30/04/2004  
 SPORTEC Sistemas de Información, MSL Software - www.msl.es



**RESULTADOS****8 - 4x50 LIBRE FEMENINO****XX CAMPEONATO DE ESPAÑA POR COMUNIDADES AUTONOMAS, 30.04 AL 02.05.04****LEON**

Datos técnicos: Piscina de 25 m., Cronometraje Electrónico

**30/04/2004****R.E.: 1:42.43 ESPAÑA DUBLIN 12/12/2003**

RK	Fed. Terri	Nombre	Fed. Territorial		Pts.	Resultado
1	<b>FED. PAIS VASCO</b>		PSVASCO		70,0	1:47.78
	1	GORBEA LORENZO ILUNE	1986	50' - 26.58'		
				26.58'		
	2	FUENTES ALEJANDRE EIDER	1984	100' - 53.64'		
				27.06'		
	3	SASETA ESTEBANEZ ANE	1983	150' - 1:20.77'		
				27.13'		
	4	PUERTA LOPETEGUI MYRIAN	1986	200' - 1:47.78'		
				27.01'		
2	<b>FED. ASTURIAS</b>		ASTURIA		64,0	1:48.22
	1	GONZALEZ GAVILAN SONIA	1989	50' - 26.88'		
				26.88'		
	2	FERNANDEZ RODRIGUEZ LAURA	1989	100' - 53.77'		
				26.89'		
	3	PEREZ LLERA MARIA	1987	150' - 1:21.19'		
				27.42'		
	4	GONZALEZ PENA ANA	1986	200' - 1:48.22'		
				27.03'		
3	<b>FED. CASTILLA LEON</b>		CSTLEON		60,0	1:48.76
	1	FELIZ GARCIA NOEMI	1988	50' - 26.70'		
				26.70'		
	2	GARCIA GOMEZ MARIA	1983	100' - 54.21'		
				27.51'		
	3	ROMERO LAPEÑA LUCIA	1989	150' - 1:21.40'		
				27.19'		
	4	RETUERTO GARCIA INDIRA	1987	200' - 1:48.76'		
				27.36'		
4	<b>FED. MADRID</b>		MADRILE		58,0	1:48.77
	1	HERRAEZ DE LA CALLE ARACELI	1983	50' - 26.48'		
				26.48'		
	2	ALVAREZ ARENAS CARMEN	1985	100' - 53.44'		
				26.96'		
	3	MARTINEZ CAVADA MARINA	1987	150' - 1:21.00'		
				27.56'		
	4	ATANASIO NEGRETE SONIA	1988	200' - 1:48.77'		
				27.77'		
5	<b>FED. GALICIA</b>		GALICIA		56,0	1:50.00
	1	MUÑIZ QUINTELA UXIA	1983	50' - 27.43'		
				27.43'		
	2	CARBALLIDO ROMERO PAULA	1979	100' - 54.77'		
				27.34'		
	3	PALLARES PEREIRA ANA	1980	150' - 1:21.70'		
				26.93'		
	4	RODIÑO MAQUIEIRA NEREA	1989	200' - 1:50.00'		
				28.30'		

RT: RETIRADO  
NP: NO PRESENTADODES: DESCALIFICADO  
BAJ: BAJAMMN: M.M. Nac. (Para Edades)  
RE: Record Pais

SW.RES\_RELEVOS\_PRUEBA.8-4 Información correcta a 19:24:00 30/04/2004

1 / 3

Sistemas de Información, MSL Software - www.msl.es



AYUNTAMIENTO DE LEÓN

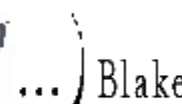


Junta de Castilla y León



Excmo. Diputación de León

Caja España





RESULTADOS

8 - 4x50 LIBRE FEMENINO



XX CAMPEONATO DE ESPAÑA POR COMUNIDADES AUTONOMAS, 30.04 AL 02.05.04

LEON

Datos técnicos: Piscina de 25 m., Cronometraje Electrónico

30/04/2004

R.E.:	1:42.43	ESPAÑA		DUBLIN			12/12/2003
RK	Fed. Terri	Nombre	Fed. Territorial			Pts.	Resultado
6	FED. BALEARES		BALEARE			54,0	1:52.29
	1	Perez Baumann Isabel	1986	50	28.12 28.12		
	2	Costa Schmid Melanie	1989	100	55.31 27.19		
	3	Julia Noguera Coloma	1990	150	1:23.99 28.68		
	4	Brunet Guasp Mª del Mar	1982	200	1:52.29 28.30		
7	FED. EXTREMADURA		EXTREMA			52,0	1:52.65
	1	Rodriguez Martin Agueda	1989	50	29.20 29.20		
	2	Martin Perez Maria Piedad	1982	100	57.64 28.44		
	3	Martinez Rodriguez Mª Dolores	1979	150	1:25.98 28.34		
	4	Martinez Prada Diana	1987	200	1:52.65 26.67		
8	FED. NAVARRA		NAVARRA			50,0	1:53.42
	1	Gendive Martin Nerea	1988	50	28.58 28.58		
	2	Fernandez de Celis Amaya	1987	100	57.14 28.56		
	3	Franco Villanueva Uxue	1987	150	1:24.93 27.79		
	4	Lizarbe Larrea Marina	1988	200	1:53.42 28.49		
9	FED. MURCIA		MURCIA			48,0	1:54.55
	1	Carrion Garcia Alicia	1988	50	27.62 27.62		
	2	Gonzalez Conesa Eva	1985	100	56.37 28.75		
	3	Dominguez Cabezas Margarita	1987	150	1:26.05 29.68		
	4	Diaz Garcia Carolina	1989	200	1:54.55 28.50		
10	FED. CASTILLA LA MANCHA		CMANCHA			46,0	1:54.77
	1	Perez Lopez Patricia	1977	50	28.70 28.70		
	2	Ortega de Miguel Maria	1989	100	57.82 29.12		
	3	Garcia Rubio Marta	1988	150	1:26.14 28.32		
	4	Valero Blanco Cristina	1982	200	1:54.77 28.63		

RT: RETIRADO      DES: DESCALIFICADO      MMN: M.M. Nac. (Para Edades)  
 NP: NO PRESENTADO      BAJ: BAJA      RE: Record Pais





RESULTADOS

8 - 4x50 LIBRE FEMENINO



XX CAMPEONATO DE ESPAÑA POR COMUNIDADES AUTONOMAS, 30.04 AL 02.05.04

LEON

Datos técnicos: Piscina de 25 m., Cronometraje Electrónico

30/04/2004

R.E.: 1:42.43 ESPAÑA DUBLIN 12/12/2003

RK	Fed. Terri	Nombre	Fed. Territorial		Pts.	Resultado
11	FED. CANTABRIA		CANTABR		44,0	1:55.27
	1	CAVADA PRESMANES PAOLA	1988	50 28.68 28.68		
	2	CORRALES GONZALVEZ ALEXANDRA	1987	100 57.23 28.55		
	3	VEGA RODRIGUEZ CLARA	1989	150 1:26.71 29.48		
	4	GARCIA CERRO SUSANA	1986	200 1:55.27 28.56		
12	FED. MELILLA		MELILLA		42,0	2:02.23
	1	MORALES AROCA SONIA	1987	50 29.64 29.64		
	2	MARTINEZ SANCHO-MIÑANO PILAR	1990	100 1:00.01 30.37		
	3	UBEDA MARMOLEJO CRISTINA	1992	150 1:31.71 31.70		
	4	CHAMORRO PAJARES MARIA ISABEL	1991	200 2:02.23 30.52		
13	FED. LA RIOJA		LRIOJA		40,0	2:05.97
	1	JIMENEZ SARRAMIAN RAQUEL	1982	50 30.63 30.63		
	2	CUBILLOS AUSIN ELENA	1985	100 1:02.38 31.75		
	3	SALIDO SOMALO ELENA	1980	150 1:34.09 31.71		
	4	UBIS MORENO ANDREA	1988	200 2:05.97 31.88		

RT: RETIRADO      DES: DESCALIFICADO      MMN: M.M. Nac. (Para Edades)  
 NP: NO PRESENTADO      BAJ: BAJA      RE: Record Pais

MSL SW.RES\_RELEVOS\_PRUEBA.8-4 Información correcta a 19:24:00 30/04/2004  
 SPORTEC Sistemas de Información, MSL Software - www.msl.es







RESULTADOS

9 - 4x200 LIBRE MASCULINO



XX CAMPEONATO DE ESPAÑA POR COMUNIDADES AUTONOMAS, 30.04 AL 02.05.04

LEON

Datos técnicos: Piscina de 25 m., Cronometraje Electrónico

30/04/2004

RK	Fed. Terri	Nombre	Fed. Territorial					Pts.	Resultado		
				<b>7:14.35</b>				<b>C.N. SABADELL</b>			
				<b>GIJON</b>				<b>20/12/2001</b>			
RK	Fed. Terri	Nombre	Fed. Territorial					Pts.	Resultado		
1	FED. CASTILLA LEON		CSTLEON					70,0	7:32.73		
1		GARCIA PASTOR ALVARO	1982	50	26.94	100	55.78	150	1:24.52	200	1:52.54
					26.94		28.84		28.74		28.02
2		BRITO MONTEIRO FABIO R.	1984	250	2:19.09	300	2:48.74	350	3:17.17	400	3:46.57
					26.55		29.65		28.43		29.40
3		DOMINGUEZ VIÑAS ROBERTO	1983	450	4:12.70	500	4:41.37	550	5:10.90	600	5:39.88
					26.13		28.67		29.53		28.98
4		NIETO HERRERO RAUL	1985	650	6:05.63	700	6:34.32	750	7:03.50	800	7:32.73
					25.75		28.69		29.18		29.23
2	FED. NAVARRA		NAVARRA					64,0	7:42.94		
1		CASI GOÑI JORGE	1982	50	27.40	100	56.71	150	1:26.60	200	1:56.54
					27.40		29.31		29.89		29.94
2		URTASUN BASARTE JAVIER	1980	250	2:21.89	300	2:50.80	350	3:20.45	400	3:50.41
					25.35		28.91		29.65		29.96
3		FERNANDEZ LAS HERAS IMANOL	1985	450	4:16.37	500	4:46.55	550	5:17.67	600	5:48.94
					25.96		30.18		31.12		31.27
4		ENERIZ ARRAIZA ASIER	1986	650	6:14.12	700	6:42.92	750	7:12.58	800	7:42.94
					25.18		28.80		29.66		30.36
3	FED. GALICIA		GALICIA					60,0	7:43.39		
1		TORO VARELA DANIEL	1984	50	27.00	100	56.17	150	1:25.50	200	1:54.60
					27.00		29.17		29.33		29.10
2		ZARZOSA ALONSO FERNANDO	1978	250	2:20.95	300	2:50.06	350	3:19.32	400	3:49.47
					26.35		29.11		29.26		30.15
3		RAMA MARTINEZ GUSTAVO	1982	450	4:15.26	500	4:44.29	550	5:14.64	600	5:45.79
					25.79		29.03		30.35		31.15
4		MARTINEZ RODRIGUEZ JAVIER	1982	650	6:12.62	700	6:42.59	750	7:12.59	800	7:43.39
					26.83		29.97		30.00		30.80
4	FED. MADRID		MADRILE					58,0	7:43.89		
1		ESTEBAN ROMERO DANIEL	1978	50	27.12	100	56.58	150	1:26.22	200	1:55.99
					27.12		29.46		29.64		29.77
2		TRIGO GARCIA ABRAHAM	1985	250	2:21.67	300	2:50.98	350	3:21.45	400	3:51.10
					25.68		29.31		30.47		29.65
3		AZPEITIA PEREZ PABLO V.	1984	450	4:17.70	500	4:47.64	550	5:18.26	600	5:49.55
					26.60		29.94		30.62		31.29
4		RODRIGUEZ MANGAS JUAN ANTONIO	1979	650	6:15.47	700	6:44.33	750	7:14.07	800	7:43.89
					25.92		28.86		29.74		29.82
5	FED. ASTURIAS		ASTURIA					56,0	7:48.66		
1		GARCIA ALONSO SERGIO	1979	50	27.05	100	56.36	150	1:26.32	200	1:56.47
					27.05		29.31		29.96		30.15
2		GARCIA MORENO ALVARO	1984	250	2:22.06	300	2:51.08	350	3:21.62	400	3:53.21
					25.59		29.02		30.54		31.59
3		GARCIA RAPADO DIEGO	1985	450	4:20.12	500	4:49.61	550	5:19.93	600	5:50.71
					26.91		29.49		30.32		30.78
4		MOREIRA GONZALEZ DAVID	1984	650	6:17.51	700	6:47.53	750	7:19.02	800	7:48.66
					26.80		30.02		31.49		29.64

RT: RETIRADO DES: DESCALIFICADO MMN: M.M. Nac. (Para Edades)  
 NP: NO PRESENTADO BAJ: BAJA RE: Record Pais





RESULTADOS

9 - 4x200 LIBRE MASCULINO



XX CAMPEONATO DE ESPAÑA POR COMUNIDADES AUTONOMAS, 30.04 AL 02.05.04

LEON

Datos técnicos: Piscina de 25 m., Cronometraje Electrónico

30/04/2004

R.E.: 7:14.35 C.N. SABADELL GIJON 20/12/2001

RK	Fed. Terri	Nombre	Fed. Territorial						Pts.	Resultado
6	FED. BALEARES		BALEARE						54,0	7:48.97
1	COSTA SCHMID VALENTIN	1981	50	27.26	100	57.68	150	1:28.02	200	1:58.60
				27.26		30.42		30.34		30.58
2	MORCILLO VIDAL DANIEL	1986	250	2:25.32	300	2:56.64	350	3:24.73	400	3:59.65
				26.72		31.32		28.09		34.92
3	MARTORELL BIBILONI JAIME	1985	450	4:25.15	500	4:55.12	550	5:24.86	600	5:53.95
				25.50		29.97		29.74		29.09
4	PAYERAS BIAYNA MIGUEL	1987	650	6:20.44	700	6:50.49	750	7:21.31	800	7:48.97
				26.49		30.05		30.82		27.66
7	FED. PAIS VASCO		PSVASCO						52,0	7:50.42
1	ELORRIAGA ARANAGA BEÑAT	1979	50	27.18	100	57.43	150	1:28.36	200	1:58.93
				27.18		30.25		30.93		30.57
2	GOYA ISASA XABIER	1977	250	2:25.42	300	2:54.69	350	3:24.94	400	3:55.13
				26.49		29.27		30.25		30.19
3	ARREGUI MARTIN-LARA IBON	1983	450	4:21.72	500	4:51.75	550	5:22.64	600	5:53.56
				26.59		30.03		30.89		30.92
4	DIAZ MERCADO ZIGOR	1984	650	6:20.08	700	6:49.98	750	7:20.26	800	7:50.42
				26.52		29.90		30.28		30.16
8	FED. CASTILLA LA MANCHA		CMANCHA						50,0	7:55.60
1	TAMARAL MORENO RAFAEL	1982	50	27.14	100	57.52	150	1:29.07	200	2:00.32
				27.14		30.38		31.55		31.25
2	DEL CERRO MARTÍN-ONDARZA JAIME	1988	250	2:27.67	300	2:58.15	350	3:28.96	400	3:58.68
				27.35		30.48		30.81		29.72
3	GOMEZ BARRILERO ANGEL C.	1984	450	4:26.82	500	4:56.38	550	5:26.68	600	5:57.04
				28.14		29.56		30.30		30.36
4	GARCÍA GASCÓN JUAN CARLOS	1984	650	6:24.34	700	6:54.15	750	7:25.03	800	7:55.60
				27.30		29.81		30.88		30.57
9	FED. MURCIA		MURCIA						48,0	8:03.52
1	MORALES ACOSTA BARTOLOME	1985	50	27.88	100	58.88	150	1:29.18	200	1:59.88
				27.88		31.00		30.30		30.70
2	CORBALAN KEITH ALVARO	1986	250	2:27.15	300	2:58.19	350	3:28.81	400	3:59.90
				27.27		31.04		30.62		31.09
3	DIAZ SANCHEZ ALBERTO	1987	450	4:27.73	500	4:58.69	550	5:30.70	600	6:03.07
				27.83		30.96		32.01		32.37
4	ANDRES GRAU FRANCISCO	1986	650	6:30.36	700	7:01.30	750	7:32.65	800	8:03.52
				27.29		30.94		31.35		30.87
10	FED. LA RIOJA		LRIOJA						46,0	8:05.15
1	BARRIO DIAZ DANIEL	1982	50	26.94	100	55.80	150	1:25.87	200	1:57.02
				26.94		28.86		30.07		31.15
2	TORROBA AGUILLO GONZALO	1982	250	2:23.66	300	2:54.15	350	3:26.53	400	3:59.12
				26.64		30.49		32.38		32.59
3	ROMERO HIPOLITO JONATHAN	1981	450	4:27.22	500	4:58.75	550	5:31.44	600	6:04.42
				28.10		31.53		32.69		32.98
4	MARTINEZ SAMANO JUAN CARLOS	1980	650	6:32.24	700	7:02.57	750	7:34.14	800	8:05.15
				27.82		30.33		31.57		31.01

RT: RETIRADO DES: DESCALIFICADO MN: M.M. Nac. (Para Edades)  
 NP: NO PRESENTADO BAJ: BAJA RE: Record Pais





## XX CAMPEONATO DE ESPAÑA POR COMUNIDADES AUTONOMAS, 30.04 AL 02.05.04

LEON

Datos técnicos: Piscina de 25 m., Cronometraje Electrónico

30/04/2004

R.E.: 7:14.35 C.N. SABADELL GIJON 20/12/2001

RK	Fed. Terri	Nombre	Fed. Territorial									Pts.	Resultado
11	FED. EXTREMADURA		EXTREMA									44,0	8:05.76
1	CASTELLANO JIMENEZ RAFAEL A.	1978	50	27.54	100	57.11	150	1:27.29	200	1:58.24			
				27.54		29.57		30.18		30.95			
2	ROSADO GIL JOSE ALBERTO	1980	250	2:26.54	300	2:59.31	350	3:31.61	400	4:04.12			
				28.30		32.77		32.30		32.51			
3	NUÑEZ VIERA MARCOS	1985	450	4:31.84	500	5:02.78	550	5:34.75	600	6:07.59			
				27.72		30.94		31.97		32.84			
4	FLORES GRANADO MARCIAL	1987	650	6:34.68	700	7:05.08	750	7:35.41	800	8:05.76			
				27.09		30.40		30.33		30.35			
12	FED. CANTABRIA		CANTABR									42,0	8:33.85
1	RIEGO LOPEZ ANTONIO	1986	50	28.81	100	1:00.28	150	1:32.63	200	2:05.27			
				28.81		31.47		32.35		32.64			
2	CAMPUZANO HURBON ANGEL	1987	250	2:32.65	300	3:03.40	350	3:37.59	400	4:11.92			
				27.38		30.75		34.19		34.33			
3	CIFRIAN CASADO GUILLERMO	1988	450	4:35.38	500	5:12.19	550	5:46.68	600	6:21.64			
				23.46		36.81		34.49		34.96			
4	SAN MARTIN FERNANDEZ OSCAR	1985	650	6:53.85	700	7:24.69	750	7:55.98	800	8:33.85			
				32.21		30.84		31.29		37.87			

RT: RETIRADO  
NP: NO PRESENTADODES: DESCALIFICADO  
BAJ: BAJAMMN: M.M. Nac. (Para Edades)  
RE: Record PaisMSL SW.RES\_RELEVOS\_PRUEBA.9-4 Información correcta a 19:50:04 30/04/2004  
SPORTec Sistemas de Información, MSL Software - www.msl.es

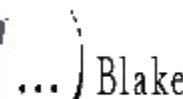
3 / 3





ABSO MIXTO

Rank.	Club	Pts.
1	FED. ASTURIAS	235,0
2	FED. PAIS VASCO	221,0
3	FED. MADRID	212,5
4	FED. CASTILLA LEON	209,5
5	FED. GALICIA	207,0
5	FED. BALEARES	207,0
7	FED. MURCIA	166,0
8	FED. CASTILLA LA MANCHA	163,0
9	FED. EXTREMADURA	155,0
10	FED. NAVARRA	127,0
11	FED. CANTABRIA	113,0
12	FED. LA RIOJA	96,0
13	FED. MELILLA	83,0





XX CAMPEONATO DE ESPAÑA POR COMUNIDADES AUTONOMAS, 30.04 AL 02.05.04

LEÓN

Datos técnicos: Piscina de 25 m., Cronometraje Electrónico

ABSO MIXTO

Rank.	Club	Pts.
1	FED. CASTILLA LEON	298,0
2	FED. MADRID	293,0
3	FED. GALICIA	270,0
4	FED. PAIS VASCO	262,0
5	FED. BALEARES	226,0
6	FED. ASTURIAS	225,0
7	FED. CASTILLA LA MANCHA	219,0
8	FED. NAVARRA	203,0
9	FED. MURCIA	179,0
10	FED. EXTREMADURA	150,0
11	FED. LA RIOJA	146,0
12	FED. CANTABRIA	121,0
13	FED. MELILLA	65,0





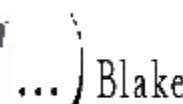
## XX CAMPEONATO DE ESPAÑA POR COMUNIDADES AUTONOMAS, 30.04 AL 02.05.04

LEÓN

Datos técnicos: Piscina de 25 m., Cronometraje Electrónico

## ABSO MIXTO

Rank.	Club	Pts.
1	FED. CASTILLA LEON	298,0
2	FED. MADRID	293,0
3	FED. GALICIA	270,0
4	FED. PAIS VASCO	262,0
5	FED. BALEARES	226,0
6	FED. ASTURIAS	225,0
7	FED. CASTILLA LA MANCHA	219,0
8	FED. NAVARRA	203,0
9	FED. MURCIA	179,0
10	FED. EXTREMADURA	150,0
11	FED. LA RIOJA	146,0
12	FED. CANTABRIA	121,0
13	FED. MELILLA	65,0





RESULTADOS

10 - 200 m. BRAZA FEMENINO



**XX CAMPEONATO DE ESPAÑA POR COMUNIDADES AUTONOMAS, 30.04 AL 02.05.04**

Datos técnicos: Piscina de 25 m., Cronometraje Electrónico

LEON

01/05/2004

R.E.:	2:26.13	BECERRA PORTERO LOURDES	SHEFFIELD	12/12/1998	
RK	Licencia	Nombre	Año Fed. Territo	Pts.	Resultado
1	053548258	GONZALEZ PENA ANA	1986 ASTURIA	35,0	2:37.54
					50 35.49 100 1:15.69 150 1:56.15 200 2:37.54
					35.49 40.20 40.46 41.39
2	043152678	PEREZ BAUMANN ISABEL	1986 BALEARE	32,0	2:39.88
					50 36.28 100 1:16.20 150 1:57.07 200 2:39.88
					36.28 39.92 40.87 42.81
3	044451657	CEBALLOS SEGADE SARA	1987 GALICIA	30,0	2:40.07
					50 35.73 100 1:16.26 150 1:58.24 200 2:40.07
					35.73 40.53 41.98 41.83
4	050875678	ZAMORA SOTO IRENE	1982 MADRILE	29,0	2:40.50
					50 36.18 100 1:16.88 150 1:58.19 200 2:40.50
					36.18 40.70 41.31 42.31
5	036175651	DOMINGUEZ RODRIGUEZ TATIANA	1984 GALICIA	28,0	2:42.48
					50 36.96 100 1:17.56 150 1:59.28 200 2:42.48
					36.96 40.60 41.72 43.20
6	052892266	PINEDA RAMIRO GEMA	1989 MADRILE	27,0	2:42.66
					50 36.93 100 1:17.62 150 1:59.71 200 2:42.66
					36.93 40.69 42.09 42.95
7	015399955	ARANBARRI LARRAÑAGA ANE	1988 PSVASCO	26,0	2:45.53
					50 37.26 100 1:18.43 150 2:01.23 200 2:45.53
					37.26 41.17 42.80 44.30
8	071660432	MIRANDA FERNANDEZ BELEN	1988 ASTURIA	25,0	2:48.53
					50 37.55 100 1:20.11 150 2:04.47 200 2:48.53
					37.55 42.56 44.36 44.06
9	072810983	PEREZ GOICOA SARA	1985 NAVARRA	24,0	2:49.15
					50 38.57 100 1:21.36 150 2:04.83 200 2:49.15
					38.57 42.79 43.47 44.32
10	004223897	GARCIA FERNANDEZ LAURA	1989 CMANCHA	23,0	2:50.09
					50 38.84 100 1:22.38 150 2:07.27 200 2:50.09
					38.84 43.54 44.89 42.82
11	044630989	RAMIREZ VERA NEREA	1987 NAVARRA	22,0	2:50.72
					50 37.86 100 1:21.02 150 2:05.58 200 2:50.72
					37.86 43.16 44.56 45.14
12	005704670	GARCIA-PARDO MENCHERO Mª PILAR	1990 CMANCHA	21,0	2:51.38
					50 38.06 100 1:21.42 150 2:06.47 200 2:51.38
					38.06 43.36 45.05 44.91
13	045308014	MORALES AROCA SONIA	1987 MELILLA	20,0	2:51.54
					50 37.74 100 1:20.25 150 2:04.82 200 2:51.54
					37.74 42.51 44.57 46.72
14	048610267	NOGUERA VIVANCOS MARIA	1988 MURCIA	19,0	2:51.90
					50 39.34 100 1:22.41 150 2:06.61 200 2:51.90
					39.34 43.07 44.20 45.29
15	043158199	LOPEZ HINOJOSA CRISTINA	1987 BALEARE	18,0	2:52.47
					50 38.83 100 1:22.65 150 2:07.05 200 2:52.47
					38.83 43.82 44.40 45.42
16	076039255	GARCIA PEREZ MARTA	1987 EXTREMA	17,0	2:53.41
					50 39.04 100 1:22.63 150 2:07.37 200 2:53.41
					39.04 43.59 44.74 46.04
17	071166335	DE LA FUENTE HERNANDEZ LORENA	1988 CSTLEON	16,0	2:54.16
					50 38.28 100 1:21.21 150 2:07.18 200 2:54.16
					38.28 42.93 45.97 46.98
18	048520543	MIRALLES HERNANDEZ CARMEN	1987 MURCIA	15,0	2:56.22
					50 38.78 100 1:23.29 150 2:09.56 200 2:56.22
					38.78 44.51 46.27 46.66
19	007985011	PRIETO RODRIGUEZ ALEJANDRA	1987 CSTLEON	14,0	2:56.86
					50 38.69 100 1:23.28 150 2:09.57 200 2:56.86
					38.69 44.59 46.29 47.29
20	076265681	ESCUDERO MANCHA SANDRA	1990 EXTREMA	13,0	2:57.44
					50 39.06 100 1:24.01 150 2:11.66 200 2:57.44
					39.06 44.95 47.65 45.78
21	013898886	ARANA GONZALVEZ MERCEDES	1990 CANTABR	12,0	2:58.83
					50 40.22 100 1:25.28 150 2:11.94 200 2:58.83
					40.22 45.06 46.66 46.89
22	014000039	MARRODAN LAZARO MARIA	1990 LRIOJA	11,0	2:59.84
					50 38.96 100 1:23.94 150 2:11.51 200 2:59.84
					38.96 44.98 47.57 48.33
23	014000018	CALAHORRANO ALDEA SANDRA	1990 LRIOJA	10,0	3:05.06
					50 40.01 100 1:26.56 150 2:15.33 200 3:05.06
					40.01 46.55 48.77 49.73
	072502997	ALDUNCIN MARTINEZ GARAZI	1987 PSVASCO	0,0	DES
	072080077	DE LA HOZ PENIN MARTA	1988 CANTABR	0,0	BAJ

RT: RETIRADO DES: DESCALIFICADO MMN: M.M. Nac. (Para Edades)  
 NP: NO PRESENTADO BAJ: BAJA

MSL SW.RESULTADOS\_PRUEBA.10-2 Información correcta a 10:15:57 01/05/2004  
 SPORTEC Sistemas de Información, MSL Software - www.msl.es





RESULTADOS

11 - 200 m. BRAZA MASCULINO



XX CAMPEONATO DE ESPAÑA POR COMUNIDADES AUTONOMAS, 30.04 AL 02.05.04

LEON

Datos técnicos: Piscina de 25 m., Cronometraje Electrónico

01/05/2004

R.E.:	2:08.62	JOAQUIN FERNANDEZ CORREDOR	SABADELL	24/01/1991		
RK	Licencia	Nombre	Año Fed. Territo	Pts.	Resultado	
1	047025152	BAREA DE ORBE FERNANDO	1981 MADRILE	35,0	2:18.28	
			50' 31.36'	100' 1:06.85'	150' 1:42.23'	200' 2:18.28'
			31.36'	35.49'	35.38'	36.05'
2	070874829	GARCIA LOPEZ CARLOS ANGEL	1985 CSTLEON	32,0	2:18.76	
			50' 31.83'	100' 1:07.22'	150' 1:43.43'	200' 2:18.76'
			31.83'	35.39'	36.21'	35.33'
3	071645494	GARCIA ALONSO SERGIO	1979 ASTURIA	30,0	2:21.23	
			50' 31.75'	100' 1:07.40'	150' 1:43.70'	200' 2:21.23'
			31.75'	35.65'	36.30'	37.53'
4	044077081	FONTAN CARAMES JOSE LUIS	1983 GALICIA	29,0	2:22.52	
			50' 32.44'	100' 1:08.70'	150' 1:44.88'	200' 2:22.52'
			32.44'	36.26'	36.18'	37.64'
5	016076837	ISUSKIZA BENGOTXEA EDER	1982 PSVASCO	28,0	2:24.14	
			50' 33.41'	100' 1:10.89'	150' 1:47.33'	200' 2:24.14'
			33.41'	37.48'	36.44'	36.81'
6	050745714	SIMON LORENZO PEDRO	1983 MADRILE	27,0	2:24.22	
			50' 32.55'	100' 1:09.03'	150' 1:46.34'	200' 2:24.22'
			32.55'	36.48'	37.31'	37.88'
7	016593736	IBAÑEZ MARTINEZ GONZALO	1978 LRIOJA	26,0	2:24.50	
			50' 33.04'	100' 1:09.97'	150' 1:47.17'	200' 2:24.50'
			33.04'	36.93'	37.20'	37.33'
8	047377388	PEREZ FERNANDEZ DE CORDOB P.	1986 CSTLEON	25,0	2:25.35	
			50' 32.92'	100' 1:09.97'	150' 1:47.18'	200' 2:25.35'
			32.92'	37.05'	37.21'	38.17'
9	045313894	SANCHEZ MORENO F.A.	1987 MELILLA	24,0	2:26.69	
			50' 33.15'	100' 1:10.70'	150' 1:48.74'	200' 2:26.69'
			33.15'	37.55'	38.04'	37.95'
10	043132202	POU GELABERT NICOLAS	1987 BALEARE	23,0	2:27.19	
			50' 33.71'	100' 1:11.48'	150' 1:49.20'	200' 2:27.19'
			33.71'	37.77'	37.72'	37.99'
11	048541516	BAYONA MARTINEZ EUSEBIO	1984 MURCIA	22,0	2:27.63	
			50' 32.71'	100' 1:09.56'	150' 1:48.10'	200' 2:27.63'
			32.71'	36.85'	38.54'	39.53'
12	016080960	MURUETA ESCUDERO JOSU	1983 PSVASCO	21,0	2:28.11	
			50' 34.00'	100' 1:12.14'	150' 1:49.90'	200' 2:28.11'
			34.00'	38.14'	37.76'	38.21'
13	004219917	BLAZQUEZ BARQUILLA DANIEL	1987 CMANCHA	20,0	2:29.04	
			50' 35.16'	100' 1:12.60'	150' 1:49.85'	200' 2:29.04'
			35.16'	37.44'	37.25'	39.19'
14	028966026	ROSADO BENITO LUIS JOAQUIN	1986 EXTREMA	19,0	2:30.89	
			50' 33.53'	100' 1:11.08'	150' 1:50.39'	200' 2:30.89'
			33.53'	37.55'	39.31'	40.50'
15	072058511	DE LA GRANJA RIOS FRANCISCO J.	1983 ASTURIA	18,0	2:31.01	
			50' 34.53'	100' 1:12.87'	150' 1:51.12'	200' 2:31.01'
			34.53'	38.34'	38.25'	57.46'
16	043124020	LOPEZ DIAZ CARLOS	1983 BALEARE	17,0	2:34.07	
			50' 35.59'	100' 1:14.99'	150' 1:54.41'	200' 2:34.07'
			35.59'	39.40'	39.42'	39.66'
17	023018552	NIETO ROS JESUS	1987 MURCIA	16,0	2:35.08	
			50' 35.13'	100' 1:15.28'	150' 1:55.35'	200' 2:35.08'
			35.13'	40.15'	40.07'	39.73'
18	080070632	JIMENEZ CANO JAVIER	1981 EXTREMA	15,0	2:36.07	
			50' 35.41'	100' 1:15.61'	150' 1:55.72'	200' 2:36.07'
			35.41'	40.20'	40.11'	40.35'
19	044640198	CAREAGA CIERVIDE NICOLAS	1984 NAVARRA	14,0	2:36.89	
			50' 35.48'	100' 1:15.06'	150' 1:55.58'	200' 2:36.89'
			35.48'	39.58'	40.52'	41.31'
20	072682400	LEGARRA BERRADE ALVARO	1989 NAVARRA	13,0	2:41.79	
			50' 35.18'	100' 1:15.90'	150' 1:59.01'	200' 2:41.79'
			35.18'	40.72'	43.11'	42.78'
21	016610653	MARTINEZ MARTINEZ DAVID	1986 LRIOJA	12,0	2:41.81	
			50' 35.37'	100' 1:15.97'	150' 1:58.98'	200' 2:41.81'
			35.37'	40.60'	43.01'	42.83'
	004218236	ALARZA VICENTE JESUS M.	1985 CMANCHA	0,0	DES	
	044458567	MARTINEZ VAZQUEZ JORDAN	1987 GALICIA	0,0	DES	

RT: RETIRADO DES: DESCALIFICADO MMN: M.M. Nac. (Para Edades)  
 NP: NO PRESENTADO BAJ: BAJA

MSL SW.RESULTADOS\_PRUEBA.11-2 Información correcta a 10:27:55 01/05/2004  
 SPORTEC Sistemas de Información, MSL Software - www.msl.es







RESULTADOS

12 - 100 m. ESPALDA FEMENINO



XX CAMPEONATO DE ESPAÑA POR COMUNIDADES AUTONOMAS, 30.04 AL 02.05.04

LEON

Datos técnicos: Piscina de 25 m., Cronometraje Electrónico

01/05/2004

R.E.:	59.44	ZHIVANEVSKAYA NINA	PALMA DE MALLORCA				03/05/2003
RK	Licencia	Nombre	Año	Fed. Territo		Pts.	Resultado
1	044558234	SASETA ESTEBANEZ ANE	1983	PSVASCO	50' 31.10' 100' 1:03.59 31.10' 32.49'	35,0	1:03.59
2	043093122	BRUNET GUASP Mª DEL MAR	1982	BALEARE	50' 31.68' 100' 1:04.82 31.68' 33.14'	32,0	1:04.82
3	071274503	LOSANTOS PRIETO ESTHER	1983	CSTLEON	50' 31.50' 100' 1:06.01 31.50' 34.51'	30,0	1:06.01
4	071883327	ALVAREZ GARCIA VERONICA	1984	ASTURIA	50' 32.67' 100' 1:06.67 32.67' 34.00'	29,0	1:06.67
5	043164284	COSTA SCHMID MELANIE	1989	BALEARE	50' 32.79' 100' 1:06.79 32.79' 34.00'	28,0	1:06.79
6	053550584	SALAS MARTINEZ ALBA	1986	ASTURIA	50' 31.98' 100' 1:06.88 31.98' 34.90'	27,0	1:06.88
7	032699585	LOUREIRO AMOR BELEN	1988	GALICIA	50' 33.29' 100' 1:07.98 33.29' 34.69'	26,0	1:07.98
8	072723348	HERNANDEZ RUIZ ELENA	1982	PSVASCO	50' 33.62' 100' 1:08.01 33.62' 34.39'	25,0	1:08.01
9	002663323	GALLEGO HERRANZ MARIA	1986	MADRILE	50' 33.46' 100' 1:08.49 33.46' 35.03'	24,0	1:08.49
10	077415840	RODIÑO MAQUEIRA NEREA	1989	GALICIA	50' 33.57' 100' 1:08.50 33.57' 34.93'	23,0	1:08.50
11	047024172	QUIÑONES LEDESMA GUIOMAR	1986	MADRILE	50' 33.79' 100' 1:08.86 33.79' 35.07'	22,0	1:08.86
12	076256332	MARTINEZ RODRIGUEZ Mª DOLORES	1979	EXTREMA	50' 33.52' 100' 1:09.30 33.52' 35.78'	21,0	1:09.30
13	991314717	MOYA LOPEZ VIRGINIA	1989	MURCIA	50' 33.40' 100' 1:09.35 33.40' 35.95'	20,0	1:09.35
14	071143800	GARCIA BARON ISABEL	1988	CSTLEON	50' 33.83' 100' 1:09.38 33.83' 35.55'	19,0	1:09.38
15	006270114	MARTINEZ MAROTO NOEMÍ	1987	CMANCHA	50' 34.04' 100' 1:10.70 34.04' 36.66'	18,0	1:10.70
16	072146955	BUSTILLO CORTAVITARTE REBECA	1989	CANTABR	50' 34.39' 100' 1:10.80 34.39' 36.41'	17,0	1:10.80
17	044782509	DIAZ LAVADO ANA MARIA	1986	EXTREMA	50' 34.46' 100' 1:11.07 34.46' 36.61'	16,0	1:11.07
18	048520545	CALDERON FRUCTUOSO CARMEN	1987	MURCIA	50' 33.99' 100' 1:11.17 33.99' 37.18'	15,0	1:11.17
19	003113655	VALERO BLANCO CRISTINA	1982	CMANCHA	50' 35.78' 100' 1:11.50 35.78' 35.72'	14,0	1:11.50
20	072689698	ORZAIZ IBARRA LEIRE	1988	NAVARRA	50' 34.67' 100' 1:11.71 34.67' 37.04'	13,0	1:11.71
21	016605607	JIMENEZ SARRAMIAN RAQUEL	1982	LRIOJA	50' 37.00' 100' 1:17.23 37.00' 40.23'	12,0	1:17.23
22	045314525	CHAMORRO PAJARES MARIA ISABEL	1991	MELILLA	50' 37.49' 100' 1:19.03 37.49' 41.54'	11,0	1:19.03
23	071033457	PEREZ CASTELLANOS SANDRA	1991	LRIOJA	50' 37.95' 100' 1:19.46 37.95' 41.51'	10,0	1:19.46
	072700301	FERNANDEZ DE CELIS AMAYA	1987	NAVARRA		0,0	DES

RT: RETIRADO DES: DESCALIFICADO MMN: M.M. Nac. (Para Edades)  
NP: NO PRESENTADO BAJ: BAJA

MSL SW.RESULTADOS\_PRUEBA.12-1 Información correcta a 10:35:52 01/05/2004  
SPORTEC Sistemas de Información, MSL Software - www.msl.es





RESULTADOS

13 - 100 m. ESPALDA MASCULINO



XX CAMPEONATO DE ESPAÑA POR COMUNIDADES AUTONOMAS, 30.04 AL 02.05.04

LEON

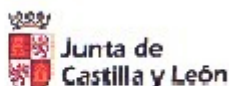
Datos técnicos: Piscina de 25 m., Cronometraje Electrónico

01/05/2004

RK	Licencia	Nombre	Año	Fed. Territo	50'	100'	Pts.	Resultado
1	046919670	MARTINEZ RODRIGUEZ JAVIER	1982	GALICIA	28.36	57.38	35,0	57.38
2	003692312	PRUDENCIO OLIVA C. MAURICIO	1980	CSTLEON	28.28	57.64	32,0	57.64
3	071157252	NIETO HERRERO RAUL	1985	CSTLEON	28.01	57.77	30,0	57.77
4	072733335	UZKIANO OGUETA DIEGO	1983	PSVASCO	28.24	58.03	29,0	58.03
5	044828698	RAMA MARTINEZ GUSTAVO	1982	GALICIA	28.28	58.58	28,0	58.58
6	044589340	WUCHERPFENNIG SIMON ALFONSO	1984	MADRILE	28.47	58.73	27,0	58.73
7	053543865	FERNANDEZ CORDOBA DIEGO	1985	ASTURIA	28.68	59.29	26,0	59.29
8	072585977	ANDREU ARZUAGA ION	1986	PSVASCO	28.93	59.82	25,0	59.82
9	043131159	VARELA OURO JAVIER	1984	BALEARE	29.33	1:00.26	24,0	1:00.26
10	071768657	MOREIRA GONZALEZ DAVID	1984	ASTURIA	30.09	1:00.43	23,0	1:00.43
11	052982819	RODRIGUEZ MANGAS JUAN ANTONIO	1979	MADRILE	29.02	1:00.55	22,0	1:00.55
12	043116082	COSTA SCHMID VALENTIN	1981	BALEARE	29.70	1:00.57	21,0	1:00.57
13	016604983	BARRIO DIAZ DANIEL	1982	LRIOJA	29.90	1:01.08	20,0	1:01.08
14	074839626	CASTAÑEDA BENEDICTO JAVIER	1980	MELILLA	29.86	1:01.35	19,0	1:01.35
15	003908108	DE DIOS LASA MOISES	1986	CMANCHA	30.33	1:01.39	18,0	1:01.39
16	076037511	DE LA MORENA AGUIRRE MANUEL	1984	EXTREMA	30.31	1:01.48	17,0	1:01.48
17	048503773	DIAZ MONTEAGUDO PEDRO	1983	MURCIA	30.00	1:01.70	16,0	1:01.70
18	014000025	MANCEBON GIL JORGE	1988	LRIOJA	30.57	1:02.89	15,0	1:02.89
19	023055180	DIAZ SANCHEZ ALBERTO	1987	MURCIA	31.05	1:03.22	14,0	1:03.22
20	072080133	CIFRIAN CASADO GUILLERMO	1988	CANTABR	31.01	1:03.89	13,0	1:03.89
21	008874499	ROSADO GIL JOSE ALBERTO	1980	EXTREMA	30.57	1:03.92	12,0	1:03.92
22	045308651	LOPEZ MORATA JOSE ANTONIO	1988	MELILLA	30.92	1:04.17	11,0	1:04.17
23	003126052	ALONSO RUIZ CARLOS	1986	CMANCHA	31.14	1:04.53	10,0	1:04.53
24	072692076	CELORRIO RETA MIKEL	1988	NAVARRA	30.99	1:04.58	9,0	1:04.58
25	044638664	AGUERRI GARCIA MIKEL	1987	NAVARRA	31.41	1:05.03	8,0	1:05.03

RT: RETIRADO DES: DESCALIFICADO MMN: M.M. Nac. (Para Edades)  
 NP: NO PRESENTADO BAJ: BAJA

MSL SW.RESULTADOS\_PRUEBA.13-1 Información correcta a 10:43:28 01/05/2004  
 SPORTEC Sistemas de Información, MSL Software - www.msl.es





XX CAMPEONATO DE ESPAÑA POR COMUNIDADES AUTONOMAS, 30.04 AL 02.05.04

LEON

Datos técnicos: Piscina de 25 m., Cronometraje Electrónico

01/05/2004

R.E.: 53.19 MARTIN LOPEZ-ZUBERO PURCELL PALMA M. 29/02/1992

RK	Licencia	Nombre	Año	Fed. Territo				Pts.	Resultado	
26	072146674	APARICIO MATIA MARIO	1988	CANTABR	50	31.44	100	1:05.57	7,0	1:05.57
						31.44		34.13		

RT: RETIRADO DES: DESCALIFICADO MMN: M.M. Nac. (Para Edades)  
NP: NO PRESENTADO BAJ: BAJA





RESULTADOS

14 - 50 m. LIBRE FEMENINO



XX CAMPEONATO DE ESPAÑA POR COMUNIDADES AUTONOMAS, 30.04 AL 02.05.04

LEON

Datos técnicos: Piscina de 25 m., Cronometraje Electrónico

01/05/2004

R.E.:	25.16	PALOMO JIMENEZ ANA BELEN			SABADELL	19/12/2002		
RK	Licencia	Nombre	Año	Fed. Territo	Pts.	Resultado		
1	052998214	HERRAEZ DE LA CALLE ARACELI	1983	MADRILE	50	26.55 26.55	35,0	26.55
2	044560288	GORBEA LORENZO ILUNE	1986	PSVASCO	50	26.72 26.72	32,0	26.72
3	053391463	ALVAREZ ARENAS CARMEN	1985	MADRILE	50	27.26 27.26	30,0	27.26
4	030692482	FUENTES ALEJANDRE EIDER	1984	PSVASCO	50	27.43 27.43	29,0	27.43
5	053553225	FERNANDEZ RODRIGUEZ LAURA	1989	ASTURIA	50	27.53 27.53	28,0	27.53
6	001678990	ROMERO LAPEÑA ELSA	1988	CSTLEON	50	27.59 27.59	27,0	27.59
7	053481544	MUÑOZ QUINTELA UXIA	1983	GALICIA	50	27.61 27.61	26,0	27.61
8	036156233	PALLARES PEREIRA ANA	1980	GALICIA	50	27.67 27.67	25,0	27.67
9	070814048	GARCIA GOMEZ MARIA	1983	CSTLEON	50	27.80 27.80	24,0	27.80
10	071649944	PEREZ LLERA MARIA	1987	ASTURIA	50	27.86 27.86	23,0	27.86
11	023277910	CARRION GARCIA ALICIA	1988	MURCIA	50	27.89 27.89	22,0	27.89
12	072405146	GENDIVE MARTIN NEREA	1988	NAVARRA	50	27.95 27.95	21,0	27.95
13	072079611	CAVADA PRESMANES PAOLA	1988	CANTABR	50	28.42 28.42	20,0	28.42
14	044644652	LIZARBE LARREA MARINA	1988	NAVARRA	50	28.48 28.48	19,0	28.48
15	020213474	GARCIA CERRO SUSANA	1986	CANTABR	50	28.71 28.71	18,0	28.71
16	023053785	GONZALEZ CONESA EVA	1985	MURCIA	50	28.74 28.74	17,0	28.74
17	043165940	JULIA NOGUERA COLOMA	1990	BALEARE	50	28.78 28.78	16,0	28.78
18	076038942	RODRIGUEZ MARTIN AGUEDA	1989	EXTREMA	50	29.19 29.19	15,0	29.19
19	003917352	ORTEGA DE MIGUEL MARIA	1989	CMANCHA	50	29.26 29.26	14,0	29.26
20	004223037	GARCIA RUBIO MARTA	1988	CMANCHA	50	29.30 29.30	13,0	29.30
21	043158199	LOPEZ HINOJOSA CRISTINA	1987	BALEARE	50	29.36 29.36	12,0	29.36
22	045301925	MARTINEZ SANCHO-MIÑANO PILAR	1990	MELILLA	50	30.70 30.70	11,0	30.70
23	045301598	UBEDA MARMOLEJO CRISTINA	1992	MELILLA	50	30.72 30.72	10,0	30.72
24	016614989	UBIS MORENO ANDREA	1988	LRIOJA	50	31.51 31.51	9,0	31.51
25	016611538	CUBILLOS AUSIN ELENA	1985	LRIOJA	50	31.53 31.53	8,0	31.53

RT: RETIRADO      DES: DESCALIFICADO      MMN: M.M. Nac. (Para Edades)  
 NP: NO PRESENTADO      BAJ: BAJA





XX CAMPEONATO DE ESPAÑA POR COMUNIDADES AUTONOMAS, 30.04 AL 02.05.04

LEON

Datos técnicos: Piscina de 25 m., Cronometraje Electrónico

01/05/2004

R.E.: 25.16 PALOMO JIMENEZ ANA BELEN SABADELL 19/12/2002

RK	Licencia	Nombre	Año	Fed. Territo	Pts.	Resultado
	008867821	MARTINEZ PRADA DIANA	1987	EXTREMA	0,0	DES

RT: RETIRADO      DES: DESCALIFICADO      MMN: M.M. Nac. (Para Edades)  
 NP: NO PRESENTADO      BAJ: BAJA

SW.RESULTADOS\_PRUEBA.14-5 Información correcta a 10:51:25 01/05/2004  
 Sistemas de Información, MSL Software - www.msl.es





RESULTADOS

15 - 50 m. LIBRE MASCULINO



XX CAMPEONATO DE ESPAÑA POR COMUNIDADES AUTONOMAS, 30.04 AL 02.05.04

LEON

Datos técnicos: Piscina de 25 m., Cronometraje Electrónico

01/05/2004

R.E.:	21.86	LORENTE GINESTA EDUARD	PALMA M.	20/12/2000	
RK	Licencia	Nombre	Año Fed. Territo	Pts.	Resultado
1	044621893	URTASUN BASARTE JAVIER	1980 NAVARRA	50 23.42	35,0 23.42
2	016077514	BILDOSOLA AGIRREGOMEZKORT M.	1983 PSVASCO	50 23.52	32,0 23.52
3	005920381	TAMARAL MORENO RAFAEL	1982 CMANCHA	50 23.75	30,0 23.75
4	044408584	CASTELLANO JIMENEZ RAFAEL A.	1978 EXTREMA	50 23.83	29,0 23.83
5	016077515	BILDOSOLA AGIRREGOMEZKORT I.	1983 PSVASCO	50 23.88	28,0 23.88
6	043129498	GOMEZ-REINO SASTRE FERNANDO	1981 BALEARE	50 23.91	26,5 23.91
6	052993515	ESTEBAN ROMERO DANIEL	1978 MADRILE	50 23.91	26,5 23.91
8	045686216	HERNANDEZ HERNANDEZ IGNACIO	1982 CSTLEON	50 23.98	25,0 23.98
9	053446216	TRIGO GARCIA ABRAHAM	1985 MADRILE	50 24.03	24,0 24.03
10	044409280	GARCIA GIL ELEUTERIO	1982 ASTURIA	50 24.14	23,0 24.14
11	071015402	GARCIA PASTOR ALVARO	1982 CSTLEON	50 24.15	22,0 24.15
12	052346455	ZARZOSA ALONSO FERNANDO	1978 GALICIA	50 24.24	21,0 24.24
13	034988568	TORO VARELA DANIEL	1984 GALICIA	50 24.26	20,0 24.26
14	041461640	CARDONA RECIO JAVIER	1986 BALEARE	50 24.40	19,0 24.40
15	023286350	MORALES ACOSTA BARTOLOME	1985 MURCIA	50 24.43	18,0 24.43
16	071880820	ARTIME RODRIGUEZ PABLO	1979 ASTURIA	50 24.49	17,0 24.49
17	045297800	POTOUS MERINO JUAN JOSE	1975 MELILLA	50 24.52	16,0 24.52
18	048402360	CORBALAN KEITH ALVARO	1986 MURCIA	50 24.58	15,0 24.58
19	004213272	MORENO DE PABLOS JAIME	1984 CMANCHA	50 24.76	14,0 24.76
20	045301489	PALOMO GIL SANTIAGO	1982 MELILLA	50 25.15	13,0 25.15
21	044638664	AGUERRI GARCIA MIKEL	1987 NAVARRA	50 25.26	12,0 25.26
22	072072049	SAN MARTIN FERNANDEZ OSCAR	1985 CANTABR	50 25.46	11,0 25.46
23	016605213	TORROBA AGUILLO GONZALO	1982 LRIOJA	50 25.53	10,0 25.53
24	076129802	ALONSO MARTIN MANUEL	1986 EXTREMA	50 25.59	9,0 25.59
25	016603766	ROMERO HIPOLITO JONATHAN	1981 LRIOJA	50 25.64	8,0 25.64

RT: RETIRADO DES: DESCALIFICADO MMN: M.M. Nac. (Para Edades)  
 NP: NO PRESENTADO BAJ: BAJA





XX CAMPEONATO DE ESPAÑA POR COMUNIDADES AUTONOMAS, 30.04 AL 02.05.04

LEON

Datos técnicos: Piscina de 25 m., Cronometraje Electrónico

01/05/2004

R.E.:	21.86	LORENTE GINESTA EDUARD		PALMA M.				20/12/2000
RK	Licencia	Nombre	Año	Fed. Territo			Pts.	Resultado
26	072082087	MANRIQUE ZAMORA ALEJANDRO	1988	CANTABR	50	25.80 25.80	7,0	25.80

RT: RETIRADO      DES: DESCALIFICADO      MMN: M.M. Nac. (Para Edades)  
 NP: NO PRESENTADO      BAJ: BAJA

**MSL** SW.RESULTADOS\_PRUEBA.15-5      Información correcta a 10:56:42      01/05/2004  
**SPORTEC** Sistemas de Información, MSL Software - www.msl.es





RESULTADOS

16 - 800 m. LIBRE FEMENINO



XX CAMPEONATO DE ESPAÑA POR COMUNIDADES AUTONOMAS, 30.04 AL 02.05.04

LEON

Datos técnicos: Piscina de 25 m., Cronometraje Electrónico

01/05/2004

R.E.:	8:18.65	VILLAECIJA GARCIA ERIKA	DUBLIN	12/12/2003								
RK	Licencia	Nombre	Año Fed. Territo	Pts. Resultado								
1	009202184	CASILLAS RAMOS ALICIA	1987 EXTREMA	35,0								
	50	31.09	100 1:04.10	150 1:37.28	200 2:10.65	250 2:44.68	300 3:19.01	350 3:53.12	400 4:27.58	450 5:01.97	500 5:36.81	9:04.71
		31.09	33.01	33.18	33.37	34.03	34.33	34.11	34.46	34.39	34.84	
	550	6:11.69	600 6:46.40	650 7:21.31	700 7:56.40	750 8:31.58	800 9:04.71					
		34.88	34.71	34.91	35.09	35.18	33.13					
2	044079192	CARBALLIDO ROMERO ANA	1987 GALICIA	32,0								
	50	32.25	100 1:06.73	150 1:41.35	200 2:16.33	250 2:50.64	300 3:25.56	350 4:00.49	400 4:35.06	450 5:09.86	500 5:44.18	9:07.71
		32.25	34.48	34.62	34.98	34.31	34.92	34.93	34.57	34.80	34.32	
	550	6:18.61	600 6:52.94	650 7:27.18	700 8:01.19	750 8:34.85	800 9:07.71					
		34.43	34.33	34.24	34.01	33.66	32.86					
3	023045572	DOMINGUEZ CABEZAS MARGARITA	1987 MURCIA	30,0								
	50	32.09	100 1:05.98	150 1:40.04	200 2:13.98	250 2:48.39	300 3:22.71	350 3:57.48	400 4:32.37	450 5:07.19	500 5:42.17	9:11.79
		32.09	33.89	34.06	33.94	34.41	34.32	34.77	34.89	34.82	34.98	
	550	6:17.40	600 6:52.46	650 7:27.45	700 8:02.58	750 8:37.55	800 9:11.79					
		35.23	35.06	34.99	35.13	34.97	34.24					
4	009336936	GONZALEZ ARRANZ SILVIA	1979 CSTLEON	29,0								
	50	31.74	100 1:05.43	150 1:39.80	200 2:14.48	250 2:49.00	300 3:23.62	350 3:58.42	400 4:33.21	450 5:08.33	500 5:43.19	9:12.29
		31.74	33.69	34.37	34.68	34.52	34.62	34.80	34.79	35.12	34.86	
	550	6:18.31	600 6:53.15	650 7:28.00	700 8:02.95	750 8:37.95	800 9:12.29					
		35.12	34.84	34.85	34.95	35.00	34.34					
5	050977129	NUÑEZ ALVAREZ IRIS	1988 MADRILE	28,0								
	50	31.15	100 1:04.79	150 1:38.96	200 2:13.14	250 2:47.42	300 3:21.96	350 3:56.96	400 4:32.22	450 5:07.28	500 5:42.48	9:13.61
		31.15	33.64	34.17	34.18	34.28	34.54	35.00	35.26	35.06	35.20	
	550	6:17.81	600 6:53.24	650 7:28.95	700 8:04.06	750 8:39.78	800 9:13.61					
		35.33	35.43	35.71	35.11	35.72	33.83					
6	043157626	BARRES BISQUERRA BEGOÑA	1986 BALEARE	27,0								
	50	32.25	100 1:06.66	150 1:41.37	200 2:15.98	250 2:50.52	300 3:25.62	350 4:00.75	400 4:35.67	450 5:10.69	500 5:45.96	9:15.66
		32.25	34.41	34.71	34.61	34.54	35.10	35.13	34.92	35.02	35.27	
	550	6:21.30	600 6:56.53	650 7:31.38	700 8:06.46	750 8:41.41	800 9:15.66					
		35.34	35.23	34.85	35.08	34.95	34.25					
7	071160875	MARTINEZ DUBLA IRMA	1986 CSTLEON	26,0								
	50	31.81	100 1:05.51	150 1:40.06	200 2:14.95	250 2:49.89	300 3:25.09	350 4:00.11	400 4:35.62	450 5:10.83	500 5:45.50	9:15.92
		31.81	33.70	34.55	34.89	34.94	35.20	35.02	35.51	35.21	34.67	
	550	6:20.81	600 6:55.68	650 7:30.84	700 8:06.46	750 8:41.92	800 9:15.92					
		35.31	34.87	35.16	35.62	35.46	34.00					
8	053536986	MATILLA ALVAREZ INMACULADA	1987 ASTURIA	25,0								
	50	32.23	100 1:06.51	150 1:40.85	200 2:15.40	250 2:50.11	300 3:24.99	350 3:59.69	400 4:34.64	450 5:09.55	500 5:44.60	9:21.48
		32.23	34.28	34.34	34.55	34.71	34.88	34.70	34.95	34.91	35.05	
	550	6:20.43	600 6:56.67	650 7:32.65	700 8:09.44	750 8:46.17	800 9:21.48					
		35.83	36.24	35.98	36.79	36.73	35.31					
9	052591937	GOMEZ ALBAREDA MIREIA	1980 ASTURIA	24,0								
	50	32.07	100 1:06.25	150 1:40.63	200 2:15.33	250 2:50.26	300 3:25.25	350 4:00.64	400 4:36.09	450 5:11.85	500 5:47.66	9:23.59
		32.07	34.18	34.38	34.70	34.93	34.99	35.39	35.45	35.76	35.81	
	550	6:23.66	600 6:59.68	650 7:35.88	700 8:11.99	750 8:48.36	800 9:23.59					
		36.00	36.02	36.20	36.11	36.37	35.23					

RT: RETIRADO DES: DESCALIFICADO MN: M.M. Nac. (Para Edades)  
 NP: NO PRESENTADO BAJ: BAJA

MSL SW.RESULTADOS\_PRUEBA.16-8 Información correcta a 11:30:36 01/05/2004

1 / 3

SPORTec Sistemas de Información, MSL Software - www.msl.es



Excmo. Diputación de León





RESULTADOS

16 - 800 m. LIBRE FEMENINO



XX CAMPEONATO DE ESPAÑA POR COMUNIDADES AUTONOMAS, 30.04 AL 02.05.04

LEON

Datos técnicos: Piscina de 25 m., Cronometraje Electrónico

01/05/2004

RK.	Licencia	Nombre	Año	Fed. Territo											Pts.	Resultado						
10	002665269	ATANASIO NEGRETE SONIA	1988	MADRILE											23,0							
	50	32.08 32.08	100	1:06.19 34.11	150	1:39.84 33.65	200	2:14.14 34.30	250	2:48.67 34.53	300	3:23.62 34.95	350	3:59.13 35.51	400	4:35.07 35.94	450	5:11.12 36.05	500	5:47.71 36.59	9:28.50	
	550	6:24.67 36.96	600	7:01.45 36.78	650	7:38.49 37.04	700	8:15.77 37.28	750	8:52.78 37.01	800	9:28.50 35.72										
11	047351823	MURADAS BUCETA LARA	1985	GALICIA											22,0							
	50	32.38 32.38	100	1:07.53 35.15	150	1:43.10 35.57	200	2:19.05 35.95	250	2:54.96 35.91	300	3:30.62 35.66	350	4:06.17 35.55	400	4:41.45 35.28	450	5:17.17 35.72	500	5:52.71 35.54	9:28.90	
	550	6:29.12 36.41	600	7:04.95 35.83	650	7:41.26 36.31	700	8:17.99 36.73	750	8:54.64 36.65	800	9:28.90 34.26										
12	072406055	RODRIGUEZ BOUZO CRISTINA	1988	PSVASCO											21,0							
	50	32.06 32.06	100	1:06.67 34.61	150	1:41.59 34.92	200	2:16.61 35.02	250	2:51.42 34.81	300	3:26.61 35.19	350	4:02.27 35.66	400	4:38.28 36.01	450	5:14.48 36.20	500	5:51.41 36.93	9:31.81	
	550	6:28.39 36.98	600	7:05.25 36.86	650	7:42.33 37.08	700	8:19.07 36.74	750	8:56.19 37.12	800	9:31.81 35.62										
13	048883501	ORTIN MARTINEZ ZAIRA	1988	MURCIA											20,0							
	50	32.69 32.69	100	1:08.08 35.39	150	1:43.46 35.38	200	2:18.86 35.40	250	2:55.12 36.26	300	3:31.47 36.35	350	4:07.59 36.12	400	4:44.32 36.73	450	5:20.91 36.59	500	5:57.33 36.42	9:36.07	
	550	6:33.94 36.61	600	7:11.03 37.09	650	7:47.58 36.55	700	8:24.34 36.76	750	9:00.42 36.08	800	9:36.07 35.65										
14	045676890	BARRIOS ALICANTE NAGORE	1986	PSVASCO											19,0							
	50	33.51 33.51	100	1:08.57 35.06	150	1:44.15 35.58	200	2:19.94 35.79	250	2:55.93 35.99	300	3:32.15 36.22	350	4:08.50 36.35	400	4:45.02 36.52	450	5:21.56 36.54	500	5:58.06 36.50	9:37.99	
	550	6:34.70 36.64	600	7:11.55 36.85	650	7:48.38 36.83	700	8:25.11 36.73	750	9:01.87 36.76	800	9:37.99 36.12										
15	043158253	VIDAL PALMER IRENE	1989	BALEARE											18,0							
	50	31.87 31.87	100	1:07.42 35.55	150	1:43.54 36.12	200	2:20.01 36.47	250	2:56.57 36.56	300	3:33.51 36.94	350	4:10.27 36.76	400	4:47.44 37.17	450	5:24.86 37.42	500	6:02.41 37.55	9:46.57	
	550	6:39.90 37.49	600	7:17.59 37.69	650	7:55.07 37.48	700	8:32.75 37.68	750	9:10.06 37.31	800	9:46.57 36.51										
16	005697960	FERNANDEZ GONZALEZ IRENE	1991	CMANCHA											17,0							
	50	34.55 34.55	100	1:12.58 38.03	150	1:51.00 38.42	200	2:28.82 37.82	250	3:06.60 37.78	300	3:44.93 38.33	350	4:23.53 38.60	400	5:01.88 38.35	450	5:40.55 38.67	500	6:19.06 38.51	10:05.46	
	550	6:57.91 38.85	600	7:35.96 38.05	650	8:14.06 38.10	700	8:52.38 38.32	750	9:30.14 37.76	800	10:05.46 35.32										
17	005697961	FERNANDEZ GONZALEZ INMA	1989	CMANCHA											16,0							
	50	34.98 34.98	100	1:12.97 37.99	150	1:50.87 37.90	200	2:28.97 38.10	250	3:07.29 38.32	300	3:45.48 38.19	350	4:23.88 38.40	400	5:02.49 38.61	450	5:40.58 38.09	500	6:19.33 38.75	10:08.81	
	550	6:57.85 38.52	600	7:36.82 38.97	650	8:14.64 37.82	700	8:52.94 38.30	750	9:31.01 38.07	800	10:08.81 37.80										
18	044613058	FRANCO VILLANUEVA UXUE	1987	NAVARRA											15,0							
	50	33.08 33.08	100	1:08.92 35.84	150	1:45.52 36.60	200	2:22.59 37.07	250	3:00.16 37.57	300	3:37.52 37.36	350	4:15.54 38.02	400	4:53.62 38.08	450	5:32.00 38.38	500	6:10.80 38.80	10:14.32	
	550	6:50.32 39.52	600	7:29.98 39.66	650	8:10.09 40.11	700	8:51.08 40.99	750	9:32.29 41.21	800	10:14.32 42.03										

RT: RETIRADO DES: DESCALIFICADO MMN: M.M. Nac. (Para Edades)  
 NP: NO PRESENTADO BAJ: BAJA

MSL SW.RESULTADOS\_PRUEBA.16-8 Información correcta a 11:30:36 01/05/2004

SPORTEC Sistemas de Información, MSL Software - www.msl.es





XX CAMPEONATO DE ESPAÑA POR COMUNIDADES AUTONOMAS, 30.04 AL 02.05.04

LEON

Datos técnicos: Piscina de 25 m., Cronometraje Electrónico

01/05/2004

R.E.: 8:18.65 VILLAECIJA GARCIA ERIKA DUBLIN 12/12/2003

RK	Licencia	Nombre	Año	Fed. Territo	Pts.	Resultado					
19	080063677	PAJUELO MARTIN MONICA	1988	EXTREMA	14,0						
50	35.46	100 1:13.04	150 1:51.30	200 2:30.06	250 3:08.52	300 3:47.79	350 4:27.38	400 5:06.98	450 5:46.74	500 6:25.83	10:18.23
	35.46	37.58	38.26	38.76	38.46	39.27	39.59	39.60	39.76	39.09	
550	7:04.79	600 7:43.78	650 8:22.49	700 9:01.70	750 9:40.73	800 10:18.23					
	38.96	38.99	38.71	39.21	39.03	37.50					
20	072816544	ERRO ESTREMADO SILVIA	1989	NAVARRA	13,0						
50	34.56	100 1:12.69	150 1:50.93	200 2:29.16	250 3:07.66	300 3:46.10	350 4:24.79	400 5:04.11	450 5:43.76	500 6:24.15	10:28.05
	34.56	38.13	38.24	38.23	38.50	38.44	38.69	39.32	39.65	40.39	
550	7:04.67	600 7:45.40	650 8:25.99	700 9:06.87	750 9:47.79	800 10:28.05					
	40.52	40.73	40.59	40.88	40.92	40.26					

RT: RETIRADO DES: DESCALIFICADO MMN: M.M. Nac. (Para Edades)  
 NP: NO PRESENTADO BAJ: BAJA





RESULTADOS

17 - 4x100 LIBRE MASCULINO



XX CAMPEONATO DE ESPAÑA POR COMUNIDADES AUTONOMAS, 30.04 AL 02.05.04

LEON

Datos técnicos: Piscina de 25 m., Cronometraje Electrónico

01/05/2004

R.E.: 3:18.95 FED. CATALUÑA PALAM DE MALLORCA 03/05/2003

RK	Fed. Terri	Nombre	Fed. Territorial					Pts.	Resultado
1	FED. MADRID		MADRILE					70,0	3:26.80
	1	TRIGO GARCIA ABRAHAM	1985	50	25.41	100	52.58		
					25.41		27.17		
	2	ESTEBAN ROMERO DANIEL	1978	150	1:16.97	200	1:43.55		
					24.39		26.58		
	3	RODRIGUEZ MANGAS JUAN ANTONIO	1979	250	2:08.74	300	2:35.87		
					25.19		27.13		
	4	CABANAS ALBERCA JOSE JAVIER	1984	350	2:59.40	400	3:26.80		
					23.53		27.40		
2	FED. CASTILLA LEON		CSTLEON					64,0	3:27.14
	1	DOMINGUEZ VIÑAS ROBERTO	1983	50	25.46	100	53.01		
					25.46		27.55		
	2	GARCIA PASTOR ALVARO	1982	150	1:17.81	200	1:44.51		
					24.80		26.70		
	3	HERNANDEZ HERNANDEZ IGNACIO	1982	250	2:09.11	300	2:36.50		
					24.60		27.39		
	4	NIETO HERRERO RAUL	1985	350	3:00.54	400	3:27.14		
					24.04		26.60		
3	FED. GALICIA		GALICIA					60,0	3:28.32
	1	TORO VARELA DANIEL	1984	50	25.26	100	52.50		
					25.26		27.24		
	2	RAMA MARTINEZ GUSTAVO	1982	150	1:17.22	200	1:44.09		
					24.72		26.87		
	3	MARTINEZ RODRIGUEZ JAVIER	1982	250	2:08.84	300	2:37.05		
					24.75		28.21		
	4	ZARZOSA ALONSO FERNANDO	1978	350	3:01.84	400	3:28.32		
					24.79		26.48		
4	FED. PAIS VASCO		PSVASCO					58,0	3:28.48
	1	BILDOSOLA AGIRREGOMEZKORT I.	1983	50	24.99	100	51.22		
					24.99		26.23		
	2	IRIONDO ANACABE MIKEL	1979	150	1:15.16	200	1:43.82		
					23.94		28.66		
	3	ELORRIAGA ARANAGA BEÑAT	1979	250	2:08.67	300	2:36.93		
					24.85		28.26		
	4	BILDOSOLA AGIRREGOMEZKORT M.	1983	350	3:01.62	400	3:28.48		
					24.69		26.86		
5	FED. NAVARRA		NAVARRA					56,0	3:31.55
	1	URTASUN BASARTE JAVIER	1980	50	24.94	100	52.41		
					24.94		27.47		
	2	CASI GOÑI JORGE	1982	150	1:17.28	200	1:45.72		
					24.87		28.44		
	3	FERNANDEZ LAS HERAS IMANOL	1985	250	2:10.89	300	2:38.28		
					25.17		27.39		
	4	ENERIZ ARRAIZA ASIER	1986	350	3:03.39	400	3:31.55		
					25.11		28.16		

RT: RETIRADO DES: DESCALIFICADO MMN: M.M. Nac. (Para Edades)  
 NP: NO PRESENTADO BAJ: BAJA





RESULTADOS

17 - 4x100 LIBRE MASCULINO



XX CAMPEONATO DE ESPAÑA POR COMUNIDADES AUTONOMAS, 30.04 AL 02.05.04

LEON

Datos técnicos: Piscina de 25 m., Cronometraje Electrónico

01/05/2004

R.E.: 3:18.95 FED. CATALUÑA PALAM DE MALLORCA 03/05/2003

RK	Fed. Terri	Nombre	Fed. Territorial					Pts.	Resultado
6	FED. ASTURIAS		ASTURIA					54,0	3:32.56
	1	GARCIA ALONSO SERGIO	1979	50	25.93	100	53.43		
					25.93		27.50		
	2	GARCIA GIL ELEUTERIO	1982	150	1:18.52	200	1:45.99		
					25.09		27.47		
	3	FERNANDEZ PEREZ MARCOS	1984	250	2:11.18	300	2:39.51		
					25.19		28.33		
	4	ARTIME RODRIGUEZ PABLO	1979	350	3:05.46	400	3:32.56		
					25.95		27.10		
7	FED. CASTILLA LA MANCHA		CMANCHA					52,0	3:34.56
	1	DEL CERRO MARTÍN-ONDARZA JAIME	1988	50	25.97	100	54.06		
					25.97		28.09		
	2	INFANTES SERRANO DAVID	1982	150	1:19.88	200	1:47.84		
					25.82		27.96		
	3	MORENO DE PABLOS JAIME	1984	250	2:13.62	300	2:42.01		
					25.78		28.39		
	4	TAMARAL MORENO RAFAEL	1982	350	3:06.64	400	3:34.56		
					24.63		27.92		
8	FED. BALEARES		BALEARE					50,0	3:35.95
	1	PAYERAS BIAVNA MIGUEL	1987	50	25.62	100	53.04		
					25.62		27.42		
	2	MARTORELL BIBILONI JAIME	1985	150	1:18.30	200	1:46.88		
					25.26		28.58		
	3	CARDONA RECIO JAVIER	1986	250	2:13.16	300	2:42.20		
					26.28		29.04		
	4	GOMEZ-REINO SASTRE FERNANDO	1981	350	3:08.43	400	3:35.95		
					26.23		27.52		
9	FED. MURCIA		MURCIA					48,0	3:38.32
	1	CORBALAN KEITH ALVARO	1986	50	26.53	100	54.98		
					26.53		28.45		
	2	BAENAS NAVARRO PEDRO ANGEL	1989	150	1:21.28	200	1:50.56		
					26.30		29.28		
	3	ANDRES GRAU FRANCISCO	1986	250	2:16.83	300	2:44.97		
					26.27		28.14		
	4	MORALES ACOSTA BARTOLOME	1985	350	3:10.08	400	3:38.32		
					25.11		28.24		
10	FED. EXTREMADURA		EXTREMA					46,0	3:38.83
	1	CASTELLANO JIMENEZ RAFAEL A.	1978	50	25.83	100	53.12		
					25.83		27.29		
	2	ALONSO MARTIN MANUEL	1986	150	1:20.70	200	1:49.67		
					27.58		28.97		
	3	NUÑEZ VIERA MARCOS	1985	250	2:15.97	300	2:44.38		
					26.30		28.41		
	4	FLORES GRANADO MARCIAL	1987	350	3:10.40	400	3:38.83		
					26.02		28.43		

RT: RETIRADO DES: DESCALIFICADO MMN: M.M. Nac. (Para Edades)  
NP: NO PRESENTADO BAJ: BAJA





RESULTADOS

17 - 4x100 LIBRE MASCULINO



XX CAMPEONATO DE ESPAÑA POR COMUNIDADES AUTONOMAS, 30.04 AL 02.05.04

LEON

Datos técnicos: Piscina de 25 m., Cronometraje Electrónico

01/05/2004

R.E.: 3:18.95 FED. CATALUÑA PALAM DE MALLORCA 03/05/2003

RK	Fed. Terri	Nombre	Fed. Territorial					Pts.	Resultado
11	FED. LA RIOJA		LRIOJA					44,0	3:40.14
	1	BARRIO DIAZ DANIEL	1982	50	26.26	100	54.20		
					26.26		27.94		
	2	TORROBA AGUILLO GONZALO	1982	150	1:20.39	200	1:49.29		
					26.19		28.90		
	3	ROMERO HIPOLITO JONATHAN	1981	250	2:15.55	300	2:44.32		
					26.26		28.77		
	4	IBAÑEZ MARTINEZ GONZALO	1978	350	3:10.88	400	3:40.14		
					26.56		29.26		
12	FED. CANTABRIA		CANTABR					42,0	3:43.91
	1	SAN MARTIN FERNANDEZ OSCAR	1985	50	26.57	100	55.78		
					26.57		29.21		
	2	CIFRIAN CASADO GUILLERMO	1988	150	1:22.60	200	1:51.61		
					26.82		29.01		
	3	CAMPUZANO HURBON ANGEL	1987	250	2:18.97	300	2:48.00		
					27.36		29.03		
	4	RIEGO LOPEZ ANTONIO	1986	350	3:14.98	400	3:43.91		
					26.98		28.93		
13	FED. MELILLA		MELILLA					40,0	3:45.63
	1	POTOUS MERINO JUAN JOSE	1975	50	26.60	100	55.51		
					26.60		28.91		
	2	CASTAÑEDA BENEDICTO JAVIER	1980	150	1:21.89	200	1:51.14		
					26.38		29.25		
	3	LOPEZ MORATA JOSE ANTONIO	1988	250	2:18.90	300	2:49.05		
					27.76		30.15		
	4	CALZADO LIARTE JOSE MANUEL	1985	350	3:16.29	400	3:45.63		
					27.24		29.34		

RT: RETIRADO DES: DESCALIFICADO MMN: M.M. Nac. (Para Edades)  
NP: NO PRESENTADO BAJ: BAJA

MSL SW.RES\_RELEVOS\_PRUEBA.17- Información correcta a 11:41:29 01/05/2004  
SPORTEC Sistemas de Información, MSL Software - www.msl.es





RESULTADOS

18 - 4x100 LIBRE FEMENINO



XX CAMPEONATO DE ESPAÑA POR COMUNIDADES AUTONOMAS, 30.04 AL 02.05.04

LEON

Datos técnicos: Piscina de 25 m., Cronometraje Electrónico

01/05/2004

R.E.: 3:35.95 FED. BALEARES LEON 01/05/2004

RK	Fed. Terri	Nombre	Fed. Territorial					Pts.	Resultado
1	<b>FED. MADRID</b>		MADRILE					70,0	3:55.48
	1	HERRAEZ DE LA CALLE ARACELI	1983	50	27.83	100	58.20		
					27.83		30.37		
	2	ALVAREZ ARENAS CARMEN	1985	150	1:26.25	200	1:57.24		
					28.05		30.99		
	3	MARTINEZ CAVADA MARINA	1987	250	2:25.30	300	2:56.98		
					28.06		31.68		
	4	ZAMORA SOTO IRENE	1982	350	3:24.93	400	3:55.48		
					27.95		30.55		
2	<b>FED. ASTURIAS</b>		ASTURIA					64,0	3:55.68
	1	GARCIA TRUEBA EMMA	1986	50	29.72	100	1:00.27		
					29.72		30.55		
	2	FERNANDEZ RODRIGUEZ LAURA	1989	150	1:29.10	200	1:59.47		
					28.83		30.37		
	3	PEREZ LLERA MARIA	1987	250	2:27.87	300	2:58.86		
					28.40		30.99		
	4	GONZALEZ GAVILAN SONIA	1989	350	3:25.82	400	3:55.68		
					26.96		29.86		
3	<b>FED. CASTILLA LEON</b>		CSTLEON					60,0	3:58.09
	1	FELIZ GARCIA NOEMI	1988	50	27.69	100	57.81		
					27.69		30.12		
	2	PRIETO RODRIGUEZ ALEJANDRA	1987	150	1:26.34	200	1:57.59		
					28.53		31.25		
	3	ROMERO LAPEÑA ELSA	1988	250	2:26.19	300	2:57.67		
					28.60		31.48		
	4	RETUERTO GARCIA INDIRA	1987	350	3:26.13	400	3:58.09		
					28.46		31.96		
4	<b>FED. PAIS VASCO</b>		PSVASCO					58,0	3:59.11
	1	FUENTES ALEJANDRE EIDER	1984	50	28.78	100	1:00.55		
					28.78		31.77		
	2	GORBEA LORENZO ILUNE	1986	150	1:29.04	200	1:59.17		
					28.49		30.13		
	3	SASETA ESTEBANEZ ANE	1983	250	2:26.89	300	2:58.26		
					27.72		31.37		
	4	PUERTA LOPETEGUI MYRIAN	1986	350	3:26.63	400	3:59.11		
					28.37		32.48		
5	<b>FED. GALICIA</b>		GALICIA					56,0	3:59.94
	1	PALLARES PEREIRA ANA	1980	50	28.78	100	1:00.67		
					28.78		31.89		
	2	CARBALLIDO ROMERO PAULA	1979	150	1:28.09	200	1:58.35		
					27.42		30.26		
	3	LOUREIRO AMOR BELEN	1988	250	2:27.73	300	3:00.18		
					29.38		32.45		
	4	MUÑOZ QUINTELA UXIA	1983	350	3:28.92	400	3:59.94		
					28.74		31.02		

RT: RETIRADO DES: DESCALIFICADO MMN: M.M. Nac. (Para Edades)  
 NP: NO PRESENTADO BAJ: BAJA





## XX CAMPEONATO DE ESPAÑA POR COMUNIDADES AUTONOMAS, 30.04 AL 02.05.04

LEON

Datos técnicos: Piscina de 25 m., Cronometraje Electrónico

01/05/2004

R.E.:	3:35.95	FED. BALEARES	LEON	01/05/2004	
RK	Fed. Terri	Nombre	Fed. Territorial	Pts.	Resultado
6	FED. BALEARES		BALEARE	54,0	4:04.61
1	Perez Baumann Isabel	1986	50 28.92 28.92	100 1:00.20 31.28	
2	Planas de la Cruz Teresa	1987	150 1:29.38 29.18	200 2:01.13 31.75	
3	Costa Schmid Melanie	1989	250 2:29.56 28.43	300 3:00.96 31.40	
4	Brunet Guasp Mª del Mar	1982	350 3:31.54 30.58	400 4:04.61 33.07	
7	FED. CASTILLA LA MANCHA		CMANCHA	52,0	4:08.34
1	De Diego Marchamalo Patricia	1985	50 29.84 29.84	100 1:00.84 31.00	
2	Valero Blanco Cristina	1982	150 1:30.96 30.12	200 2:02.44 31.48	
3	Ortega de Miguel Maria	1989	250 2:32.84 30.40	300 3:06.82 33.98	
4	Perez Lopez Patricia	1977	350 3:36.34 29.52	400 4:08.34 32.00	
8	FED. NAVARRA		NAVARRA	50,0	4:10.65
1	Gendive Martin Nerea	1988	50 29.37 29.37	100 1:01.43 32.06	
2	Franco Villanueva Uxue	1987	150 1:31.28 29.85	200 2:04.22 32.94	
3	Fernandez de Celis Amaya	1987	250 2:34.50 30.28	300 3:08.17 33.67	
4	Lizarbe Larrea Marina	1988	350 3:38.21 30.04	400 4:10.65 32.44	
9	FED. EXTREMADURA		EXTREMA	48,0	4:11.18
1	Martinez Prada Diana	1987	50 29.27 29.27	100 1:00.89 31.62	
2	Rodriguez Martin Agueda	1989	150 1:31.56 30.67	200 2:04.78 33.22	
3	Pascual Moreno Patricia	1989	250 2:35.05 30.27	300 3:08.79 33.74	
4	Martin Perez Maria Piedad	1982	350 3:38.52 29.73	400 4:11.18 32.66	
10	FED. MURCIA		MURCIA	46,0	4:11.96
1	Carrion Garcia Alicia	1988	50 29.59 29.59	100 1:02.64 33.05	
2	Gonzalez Conesa Eva	1985	150 1:32.56 29.92	200 2:07.39 34.83	
3	Dominguez Cabezas Margarita	1987	250 2:38.07 30.68	300 3:10.65 32.58	
4	Diaz Garcia Carolina	1989	350 3:40.15 29.50	400 4:11.96 31.81	

RT: RETIRADO DES: DESCALIFICADO MMN: M.M. Nac. (Para Edades)  
 NP: NO PRESENTADO BAJ: BAJA

MSL SW.RES\_RELEVOS\_PRUEBA.18- Información correcta a 11:55:41 01/05/2004  
 SPORTEC Sistemas de Información, MSL Software - www.msl.es

2 / 3





RESULTADOS

18 - 4x100 LIBRE FEMENINO



XX CAMPEONATO DE ESPAÑA POR COMUNIDADES AUTONOMAS, 30.04 AL 02.05.04

LEON

Datos técnicos: Piscina de 25 m., Cronometraje Electrónico

01/05/2004

R.E.: 3:35.95 FED. BALEARES LEON 01/05/2004

RK	Fed. Terri	Nombre	Fed. Territorial					Pts.	Resultado
11	FED. CANTABRIA		CANTABR					44,0	4:18.56
1	GARCIA CERRO SUSANA	1986	50	30.65	100	1:04.38			
				30.65		33.73			
2	CAVADA PRESMANES PAOLA	1988	150	1:34.86	200	2:09.93			
				30.48		35.07			
3	VEGA RODRIGUEZ CLARA	1989	250	2:40.87	300	3:14.55			
				30.94		33.68			
4	CORRALES GONZALVEZ ALEXANDRA	1987	350	3:45.26	400	4:18.56			
				30.71		33.30			
12	FED. LA RIOJA		LRIOJA					42,0	4:30.78
1	JIMENEZ SARRAMIAN RAQUEL	1982	50	31.49	100	1:07.14			
				31.49		35.65			
2	CUBILLOS AUSIN ELENA	1985	150	1:39.89	200	2:15.43			
				32.75		35.54			
3	SALIDO SOMALO ELENA	1980	250	2:47.68	300	3:22.92			
				32.25		35.24			
4	UBIS MORENO ANDREA	1988	350	3:55.43	400	4:30.78			
				32.51		35.35			

RT: RETIRADO DES: DESCALIFICADO MMN: M.M. Nac. (Para Edades)  
NP: NO PRESENTADO BAJ: BAJA

MSL SW.RES\_RELEVOS\_PRUEBA.18- Información correcta a 11:55:41 01/05/2004  
SPORTEC Sistemas de Información, MSL Software - www.msl.es

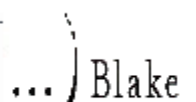






ABSO MIXTO

Rank.	Club	Pts.
1	FED. ASTURIAS	515,0
2	FED. MADRID	500,5
3	FED. GALICIA	475,0
4	FED. PAIS VASCO	466,0
5	FED. CASTILLA LEON	454,5
6	FED. BALEARES	444,0
7	FED. MURCIA	370,0
8	FED. CASTILLA LA MANCHA	351,0
9	FED. EXTREMADURA	334,0
10	FED. NAVARRA	304,0
11	FED. CANTABRIA	224,0
12	FED. LA RIOJA	198,0
13	FED. MELILLA	135,0





XX CAMPEONATO DE ESPAÑA POR COMUNIDADES AUTONOMAS, 30.04 AL 02.05.04

LEON

Datos técnicos: Piscina de 25 m., Cronometraje Electrónico

ABSO MIXTO

Rank.	Club	Pts.
1	FED. CASTILLA LEON	528,0
2	FED. MADRID	524,5
3	FED. PAIS VASCO	483,0
4	FED. GALICIA	463,0
5	FED. ASTURIAS	416,0
6	FED. BALEARES	406,5
7	FED. CASTILLA LA MANCHA	363,0
8	FED. NAVARRA	350,0
9	FED. MURCIA	328,0
10	FED. EXTREMADURA	297,0
11	FED. LA RIOJA	281,0
12	FED. CANTABRIA	201,0
13	FED. MELILLA	188,0





ABSO MIXTO

Rank.	Club	Pts.
1	FED. MADRID	1.025,0
2	FED. CASTILLA LEON	982,5
3	FED. PAIS VASCO	949,0
4	FED. GALICIA	938,0
5	FED. ASTURIAS	931,0
6	FED. BALEARES	850,5
7	FED. CASTILLA LA MANCHA	714,0
8	FED. MURCIA	698,0
9	FED. NAVARRA	654,0
10	FED. EXTREMADURA	631,0
11	FED. LA RIOJA	479,0
12	FED. CANTABRIA	425,0
13	FED. MELILLA	323,0



RESULTADOS

19 - 200 m. MARIPOSA FEMENINO



XX CAMPEONATO DE ESPAÑA POR COMUNIDADES AUTONOMAS, 30.04 AL 02.05.04

LEON

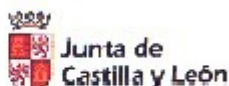
Datos técnicos: Piscina de 25 m., Cronometraje Electrónico

01/05/2004

R.E.:	2:08.28	VIVES MOYA ROSER	SABADELL	22/12/2002					
RK	Licencia	Nombre	Año Fed. Territo	Pts.	Resultado				
1	050875678	ZAMORA SOTO IRENE	1982 MADRILE	50 31.36	100 1:06.44	150 1:42.27	200 2:19.57	35,0	2:19.57
					31.36	35.08	37.30		
2	002665269	ATANASIO NEGRETE SONIA	1988 MADRILE	50 31.92	100 1:06.99	150 1:43.14	200 2:19.86	32,0	2:19.86
					31.92	35.07	36.72		
3	005682554	PEREZ LOPEZ PATRICIA	1977 CMANCHA	50 33.12	100 1:09.60	150 1:46.14	200 2:22.84	30,0	2:22.84
					33.12	36.48	36.70		
4	009336936	GONZALEZ ARRANZ SILVIA	1979 CSTLEON	50 32.74	100 1:08.01	150 1:44.62	200 2:22.96	29,0	2:22.96
					32.74	35.27	36.61		
5	043150298	PLANAS DE LA CRUZ TERESA	1987 BALEARE	50 32.56	100 1:08.53	150 1:45.17	200 2:24.09	28,0	2:24.09
					32.56	35.97	38.92		
6	053550146	CENTENO GONZALEZ JEANETTE	1988 ASTURIA	50 32.69	100 1:09.63	150 1:47.41	200 2:25.97	27,0	2:25.97
					32.69	36.94	38.56		
7	071291849	CORRALES IGLESIAS SANDRA	1988 CSTLEON	50 33.26	100 1:10.39	150 1:48.49	200 2:26.40	26,0	2:26.40
					33.26	37.13	37.91		
8	023048112	DIAZ GARCIA CAROLINA	1989 MURCIA	50 33.23	100 1:10.49	150 1:48.34	200 2:27.25	25,0	2:27.25
					33.23	37.26	38.91		
9	047368089	CURROS MATA NOELIA	1987 GALICIA	50 32.80	100 1:09.17	150 1:47.67	200 2:27.33	24,0	2:27.33
					32.80	36.37	39.66		
10	032699585	LOUREIRO AMOR BELEN	1988 GALICIA	50 33.89	100 1:10.92	150 1:49.15	200 2:27.97	23,0	2:27.97
					33.89	37.03	38.82		
11	005706924	DIAZ SANCHEZ ALBA	1990 CMANCHA	50 32.63	100 1:09.47	150 1:48.44	200 2:28.97	22,0	2:28.97
					32.63	36.84	40.53		
12	023045573	DOMINGUEZ CABEZAS PALOMA	1991 MURCIA	50 33.23	100 1:11.42	150 1:50.95	200 2:29.42	21,0	2:29.42
					33.23	38.19	38.47		
13	053553225	FERNANDEZ RODRIGUEZ LAURA	1989 ASTURIA	50 33.38	100 1:11.50	150 1:50.47	200 2:29.52	20,0	2:29.52
					33.38	38.12	39.05		
14	072400810	DE FUENTES MORENO GARBIÑE	1984 PSVASCO	50 34.00	100 1:12.26	150 1:51.27	200 2:29.87	19,0	2:29.87
					34.00	38.26	38.60		
15	072690075	CELORRIO RETA AINHOA	1985 NAVARRA	50 33.31	100 1:10.79	150 1:49.27	200 2:29.94	18,0	2:29.94
					33.31	37.48	40.67		
16	045667144	BERRUETE DIEGO AMAIA	1988 PSVASCO	50 33.84	100 1:11.46	150 1:51.03	200 2:32.40	17,0	2:32.40
					33.84	37.62	41.37		
17	043170598	ROSSELLO PORTILLO INES	1989 BALEARE	50 33.98	100 1:12.11	150 1:51.84	200 2:33.77	16,0	2:33.77
					33.98	38.13	41.93		
18	072078417	VEGA RODRIGUEZ CLARA	1989 CANTABR	50 34.21	100 1:13.28	150 1:53.17	200 2:34.77	15,0	2:34.77
					34.21	39.07	41.60		
19	072682254	CARRION NINATANTA EIDER	1989 NAVARRA	50 33.88	100 1:13.04	150 1:55.28	200 2:37.72	14,0	2:37.72
					33.88	39.16	42.44		
20	016580157	SALIDO SOMALO ELENA	1980 LRIOJA	50 35.28	100 1:14.70	150 1:56.29	200 2:38.57	13,0	2:38.57
					35.28	39.42	42.28		
21	076127811	FUENTES NAVAS ELENA	1986 EXTREMA	50 34.38	100 1:14.65	150 1:59.67	200 2:46.34	12,0	2:46.34
					34.38	40.27	46.67		
22	016614989	UBIS MORENO ANDREA	1988 LRIOJA	50 36.01	100 1:16.82	150 2:01.40	200 2:48.59	11,0	2:48.59
					36.01	40.81	47.19		
23	045301925	MARTINEZ SANCHO-MIÑANO PILAR	1990 MELILLA	50 36.01	100 1:17.80	150 2:02.59	200 2:49.25	10,0	2:49.25
					36.01	41.79	46.66		

RT: RETIRADO DES: DESCALIFICADO MMN: M.M. Nac. (Para Edades)  
 NP: NO PRESENTADO BAJ: BAJA

MSL SW.RESULTADOS\_PRUEBA.19-2 Información correcta a 17:41:26 01/05/2004  
 SPORTEC Sistemas de Información, MSL Software - www.msl.es





RESULTADOS

20 - 200 m. MARIPOSA MASCULINO



XX CAMPEONATO DE ESPAÑA POR COMUNIDADES AUTONOMAS, 30.04 AL 02.05.04

Datos técnicos: Piscina de 25 m., Cronometraje Electrónico

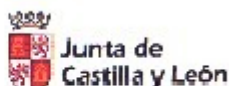
LEON

01/05/2004

R.E.:	1:56.34	PAU MARTINEZ JORDI	AMBERES	15/12/2001	
RK	Licencia	Nombre	Año Fed. Territo	Pts.	Resultado
1	052993515	ESTEBAN ROMERO DANIEL	1978 MADRILE	35,0	2:03.64
2	050966484	AZPEITIA PEREZ PABLO V.	1984 MADRILE	32,0	2:05.59
3	006264736	INFANTES SERRANO DAVID	1982 CMANCHA	30,0	2:05.68
4	071883243	GARCIA MORENO ALVARO	1984 ASTURIA	29,0	2:07.08
5	044409197	FLORES GRANADO MARCIAL	1987 EXTREMA	28,0	2:07.54
6	071268288	DIEZ CASADO HECTOR	1985 CSTLEON	27,0	2:08.54
7	072708586	CASI GOÑI JORGE	1982 NAVARRA	26,0	2:08.84
8	032681713	BRUQUETAS FONTICOBIA MATEO	1985 GALICIA	25,0	2:09.12
9	012336900	HERNANDEZ ANDRES HECTOR	1984 CSTLEON	24,0	2:09.38
10	072477394	URBIETA GARATE OMAR	1981 PSVASCO	23,0	2:09.50
11	043142623	PAYERAS BIAYNA MIGUEL	1987 BALEARE	22,0	2:09.72
12	072401248	DIAZ MERCADO ZIGOR	1984 PSVASCO	21,0	2:10.78
13	071654201	BERMUDEZ MENENDEZ JOSE M.	1984 ASTURIA	20,0	2:11.33
14	072708175	OLIVER ROLDAN DAVID	1987 NAVARRA	19,0	2:12.48
15	047080120	GARCÍA GASCÓN JUAN CARLOS	1984 CMANCHA	18,0	2:13.15
16	016603766	ROMERO HIPOLITO JONATHAN	1981 LRIOJA	17,0	2:13.42
17	044485782	FERNANDEZ NOVOA IVAN CLAUDIO	1984 GALICIA	16,0	2:14.10
18	016600477	MARTINEZ SAMANO JUAN CARLOS	1980 LRIOJA	15,0	2:14.38
19	043124020	LOPEZ DIAZ CARLOS	1983 BALEARE	14,0	2:17.50
20	023057438	GOMEZ FUSTER SERGIO	1989 MURCIA	13,0	2:17.84
21	023049974	GARCIA MARTINEZ RAUL	1986 MURCIA	12,0	2:19.70
22	072073141	GOMEZ PEREZ SERGIO	1985 CANTABR	11,0	2:20.24
23	008874500	ROSADO GIL LUIS DANIEL	1985 EXTREMA	10,0	2:27.74

RT: RETIRADO DES: DESCALIFICADO MMN: M.M. Nac. (Para Edades)  
 NP: NO PRESENTADO BAJ: BAJA

MSL SW.RESULTADOS\_PRUEBA.20-2 Información correcta a 17:53:46 01/05/2004  
 SPORTEC Sistemas de Información, MSL Software - www.msl.es





RESULTADOS

21 - 100 m. LIBRE FEMENINO



XX CAMPEONATO DE ESPAÑA POR COMUNIDADES AUTONOMAS, 30.04 AL 02.05.04

LEON

Datos técnicos: Piscina de 25 m., Cronometraje Electrónico

01/05/2004

R.E.:		54.73	ROUBA BIENIARZ TATIANA			HOSPITALET		13/03/2004	
RK	Licencia	Nombre	Año	Fed. Territo	50	100	Pts.	Resultado	
1	052998214	HERRAEZ DE LA CALLE ARACELI	1983	MADRILE	28.03	57.61	35,0	57.61	
2	044560288	GORBEA LORENZO ILUNE	1986	PSVASCO	28.19	57.77	32,0	57.77	
3	053391463	ALVAREZ ARENAS CARMEN	1985	MADRILE	28.76	59.33	30,0	59.33	
4	053481544	MUÑIZ QUINTELA UXIA	1983	GALICIA	28.98	59.34	29,0	59.34	
5	043164284	COSTA SCHMID MELANIE	1989	BALEARE	29.11	59.81	28,0	59.81	
6	007985011	PRIETO RODRIGUEZ ALEJANDRA	1987	CSTLEON	29.34	59.92	27,0	59.92	
7	071660432	MIRANDA FERNANDEZ BELEN	1988	ASTURIA	29.17	59.96	26,0	59.96	
8	071649944	PEREZ LLERA MARIA	1987	ASTURIA	29.13	1:00.27	25,0	1:00.27	
9	036156233	PALLARES PEREIRA ANA	1980	GALICIA	29.05	1:00.46	24,0	1:00.46	
10	009202184	CASILLAS RAMOS ALICIA	1987	EXTREMA	29.53	1:00.60	23,0	1:00.60	
11	001678990	ROMERO LAPEÑA ELSA	1988	CSTLEON	29.14	1:00.69	22,0	1:00.69	
12	008867821	MARTINEZ PRADA DIANA	1987	EXTREMA	29.18	1:00.74	21,0	1:00.74	
13	003130262	DE DIEGO MARCHAMALO PATRICIA	1985	CMANCHA	29.71	1:01.26	20,0	1:01.26	
14	072405146	GENDIVE MARTIN NEREA	1988	NAVARRA	29.38	1:01.30	19,0	1:01.30	
15	015257388	PUERTA LOPETEGUI MYRIAN	1986	PSVASCO	29.68	1:01.33	18,0	1:01.33	
16	072141882	CORRALES GONZALVEZ ALEXANDRA	1987	CANTABR	30.00	1:02.03	17,0	1:02.03	
17	023277910	CARRION GARCIA ALICIA	1988	MURCIA	29.86	1:02.37	16,0	1:02.37	
18	044644652	LIZARBE LARREA MARINA	1988	NAVARRA	29.95	1:02.38	15,0	1:02.38	
19	043165940	JULIA NOGUERA COLOMA	1990	BALEARE	29.95	1:02.41	14,0	1:02.41	
20	023053785	GONZALEZ CONESA EVA	1985	MURCIA	30.15	1:02.78	13,0	1:02.78	
21	072079611	CAVADA PRESMANES PAOLA	1988	CANTABR	29.86	1:03.47	12,0	1:03.47	
22	003917352	ORTEGA DE MIGUEL MARIA	1989	CMANCHA	31.45	1:04.69	11,0	1:04.69	
23	016605607	JIMENEZ SARRAMIAN RAQUEL	1982	LRIOJA	31.56	1:07.32	10,0	1:07.32	
24	016611538	CUBILLOS AUSIN ELENA	1985	LRIOJA	32.33	1:07.62	9,0	1:07.62	
25	045301598	UBEDA MARMOLEJO CRISTINA	1992	MELILLA	32.38	1:07.86	8,0	1:07.86	

RT: RETIRADO DES: DESCALIFICADO MMN: M.M. Nac. (Para Edades)  
 NP: NO PRESENTADO BAJ: BAJA

MSL SW.RESULTADOS\_PRUEBA.21-1 Información correcta a 18:00:28 01/05/2004  
 SPORTEC Sistemas de Información, MSL Software - www.msl.es





RESULTADOS

22 - 100 m. LIBRE MASCULINO



XX CAMPEONATO DE ESPAÑA POR COMUNIDADES AUTONOMAS, 30.04 AL 02.05.04

LEON

Datos técnicos: Piscina de 25 m., Cronometraje Electrónico

01/05/2004

R.E.:	48.34	JORGE ULIBARRI MARTINEZ	PALMA M.	20/12/2000		
RK	Licencia	Nombre	Año Fed. Territo	Pts.	Resultado	
1	071157252	NIETO HERRERO RAUL	1985 CSTLEON	50 24.59 100 51.46 24.59 26.87	35,0	51.46
2	071015402	GARCIA PASTOR ALVARO	1982 CSTLEON	50 24.82 100 51.51 24.82 26.69	32,0	51.51
3	016077515	BILDOSOLA AGIRREGOMEZKORT I.	1983 PSVASCO	50 24.68 100 51.53 24.68 26.85	30,0	51.53
4	006269737	CABANAS ALBERCA JOSE JAVIER	1984 MADRILE	50 24.69 100 51.62 24.69 26.93	29,0	51.62
5	044621893	URTASUN BASARTE JAVIER	1980 NAVARRA	50 25.12 100 51.72 25.12 26.60	28,0	51.72
6	052346455	ZARZOSA ALONSO FERNANDO	1978 GALICIA	50 25.20 100 51.96 25.20 26.76	27,0	51.96
7	034988568	TORO VARELA DANIEL	1984 GALICIA	50 25.23 100 52.21 25.23 26.98	26,0	52.21
8	016077514	BILDOSOLA AGIRREGOMEZKORT M.	1983 PSVASCO	50 24.64 100 52.36 24.64 27.72	25,0	52.36
9	044408584	CASTELLANO JIMENEZ RAFAEL A.	1978 EXTREMA	50 25.52 100 52.58 25.52 27.06	24,0	52.58
10	052982819	RODRIGUEZ MANGAS JUAN ANTONIO	1979 MADRILE	50 24.86 100 52.64 24.86 27.78	23,0	52.64
11	071880820	ARTIME RODRIGUEZ PABLO	1979 ASTURIA	50 25.28 100 52.65 25.28 27.37	22,0	52.65
12	072701871	ENERIZ ARRAIZA ASIER	1986 NAVARRA	50 25.37 100 52.99 25.37 27.62	21,0	52.99
13	043129498	GOMEZ-REINO SASTRE FERNANDO	1981 BALEARE	50 26.03 100 53.43 26.03 27.40	20,0	53.43
14	023286350	MORALES ACOSTA BARTOLOME	1985 MURCIA	50 25.80 100 53.70 25.80 27.90	19,0	53.70
15	044409280	GARCIA GIL ELEUTERIO	1982 ASTURIA	50 25.74 100 53.72 25.74 27.98	18,0	53.72
16	041461640	CARDONA RECIO JAVIER	1986 BALEARE	50 25.02 100 53.81 25.02 28.79	17,0	53.81
17	048402360	CORBALAN KEITH ALVARO	1986 MURCIA	50 26.15 100 54.00 26.15 27.85	16,0	54.00
18	004213272	MORENO DE PABLOS JAIME	1984 CMANCHA	50 25.78 100 54.04 25.78 28.26	15,0	54.04
19	005693815	DEL CERRO MARTÍN-ONDARZA JAIME	1988 CMANCHA	50 26.16 100 54.21 26.16 28.05	14,0	54.21
20	016604983	BARRIO DIAZ DANIEL	1982 LRIOJA	50 26.29 100 54.45 26.29 28.16	13,0	54.45
21	016605213	TORROBA AGUILLO GONZALO	1982 LRIOJA	50 26.30 100 54.61 26.30 28.31	12,0	54.61
22	045297800	POTOUS MERINO JUAN JOSE	1975 MELILLA	50 25.96 100 54.86 25.96 28.90	11,0	54.86
23	072072049	SAN MARTIN FERNANDEZ OSCAR	1985 CANTABR	50 26.54 100 55.57 26.54 29.03	10,0	55.57
24	072081562	CAMPUZANO HURBON ANGEL	1987 CANTABR	50 27.05 100 56.01 27.05 28.96	9,0	56.01
25	080083850	NUÑEZ VIERA MARCOS	1985 EXTREMA	50 26.71 100 56.02 26.71 29.31	8,0	56.02

RT: RETIRADO DES: DESCALIFICADO MMN: M.M. Nac. (Para Edades)  
 NP: NO PRESENTADO BAJ: BAJA





XX CAMPEONATO DE ESPAÑA POR COMUNIDADES AUTONOMAS, 30.04 AL 02.05.04

LEON

Datos técnicos: Piscina de 25 m., Cronometraje Electrónico

01/05/2004

R.E.:	48.34	JORGE ULIBARRI MARTINEZ	PALMA M.	20/12/2000		
RK	Licencia	Nombre	Año	Fed. Territo	Pts.	Resultado
26	045301660	BELTRAN GARCIA DAVID	1990	MELILLA	7,0	59.57
						50 28.30 100 59.57 28.30 31.27

RT: RETIRADO      DES: DESCALIFICADO      MMN: M.M. Nac. (Para Edades)  
 NP: NO PRESENTADO      BAJ: BAJA

MSL SW.RESULTADOS\_PRUEBA.22-1 Información correcta a 18:11:07 01/05/2004  
 SPORTEC Sistemas de Información, MSL Software - www.msl.es







RESULTADOS

23 - 50 m. BRAZA FEMENINO



XX CAMPEONATO DE ESPAÑA POR COMUNIDADES AUTONOMAS, 30.04 AL 02.05.04

LEON

Datos técnicos: Piscina de 25 m., Cronometraje Electrónico

01/05/2004

R.E.:	32.10	DIAZ POSE CRISTINA		SABADELL		22/12/2002	
RK	Licencia	Nombre	Año	Fed. Territo		Pts.	Resultado
1	053548258	GONZALEZ PENA ANA	1986	ASTURIA	50' 33.36	35,0	33.36
2	015399955	ARANBARRI LARRAÑAGA ANE	1988	PSVASCO	50' 34.27	32,0	34.27
3	044451657	CEBALLOS SEGADE SARA	1987	GALICIA	50' 34.38	29,5	34.38
3	072502997	ALDUNCIN MARTINEZ GARAZI	1987	PSVASCO	50' 34.38	29,5	34.38
5	052892266	PINEDA RAMIRO GEMA	1989	MADRILE	50' 34.72	28,0	34.72
6	005704670	GARCIA-PARDO MENCHERO Mª PILAR	1990	CMANCHA	50' 35.10	27,0	35.10
7	052892267	PINEDA RAMIRO ESTHER	1989	MADRILE	50' 35.13	26,0	35.13
8	036175651	DOMINGUEZ RODRIGUEZ TATIANA	1984	GALICIA	50' 35.15	25,0	35.15
9	071660432	MIRANDA FERNANDEZ BELEN	1988	ASTURIA	50' 35.27	24,0	35.27
10	071274503	LOSANTOS PRIETO ESTHER	1983	CSTLEON	50' 35.31	23,0	35.31
11	003914730	BRAOJOS FERNANDEZ Mª ALCAZAR	1989	CMANCHA	50' 35.62	22,0	35.62
12	076265681	ESCUDERO MANCHA SANDRA	1990	EXTREMA	50' 35.78	21,0	35.78
13	044630989	RAMIREZ VERA NEREA	1987	NAVARRA	50' 36.21	20,0	36.21
14	076037045	RINCON NUÑEZ ALANA	1985	EXTREMA	50' 36.27	19,0	36.27
15	043158199	LOPEZ HINOJOSA CRISTINA	1987	BALEARE	50' 36.37	18,0	36.37
16	045308014	MORALES AROCA SONIA	1987	MELILLA	50' 36.43	17,0	36.43
17	048520543	MIRALLES HERNANDEZ CARMEN	1987	MURCIA	50' 36.45	16,0	36.45
18	043143004	MIR JULIA AINA	1986	BALEARE	50' 36.58	15,0	36.58
19	072810983	PEREZ GOICOA SARA	1985	NAVARRA	50' 36.71	14,0	36.71
20	014000039	MARRODAN LAZARO MARIA	1990	LRIOJA	50' 36.82	13,0	36.82
21	071166335	DE LA FUENTE HERNANDEZ LORENA	1988	CSTLEON	50' 36.92	12,0	36.92
22	023277910	CARRION GARCIA ALICIA	1988	MURCIA	50' 37.00	11,0	37.00
23	013898886	ARANA GONZALVEZ MERCEDES	1990	CANTABR	50' 37.34	10,0	37.34
24	014000018	CALAHORRANO ALDEA SANDRA	1990	LRIOJA	50' 38.92	9,0	38.92
	072080077	DE LA HOZ PENIN MARTA	1988	CANTABR		0,0	BAJ

RT: RETIRADO DES: DESCALIFICADO MMN: M.M. Nac. (Para Edades)  
 NP: NO PRESENTADO BAJ: BAJA

MSL SW.RESULTADOS\_PRUEBA.23-5 Información correcta a 18:18:17 01/05/2004  
 SPORTEC Sistemas de Información, MSL Software - www.msl.es





RESULTADOS

24 - 50 m. BRAZA MASCULINO



XX CAMPEONATO DE ESPAÑA POR COMUNIDADES AUTONOMAS, 30.04 AL 02.05.04

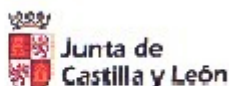
LEON

Datos técnicos: Piscina de 25 m., Cronometraje Electrónico

01/05/2004

R.E.:	28.04	SANCHEZ BRI JAVIER	PALMA DE MALLORCA			03/05/2003
RK	Licencia	Nombre	Año	Fed. Territo	Pts.	Resultado
1	050745714	SIMON LORENZO PEDRO	1983	MADRILE	50	29.65
2	047025152	BAREA DE ORBE FERNANDO	1981	MADRILE	50	29.82
3	070874829	GARCIA LOPEZ CARLOS ANGEL	1985	CSTLEON	50	30.05
4	071645494	GARCIA ALONSO SERGIO	1979	ASTURIA	50	30.35
5	072058511	DE LA GRANJA RIOS FRANCISCO J.	1983	ASTURIA	50	30.60
6	016076837	ISUSKIZA BENGOETXEA EDER	1982	PSVASCO	50	30.70
7	047377388	PEREZ FERNANDEZ DE CORDOB P.	1986	CSTLEON	50	30.72
8	044677418	LOPEZ OCHOA DE OLANO ANDER	1976	PSVASCO	50	30.77
9	044458567	MARTINEZ VAZQUEZ JORDAN	1987	GALICIA	50	30.91
10	016593736	IBAÑEZ MARTINEZ GONZALO	1978	LRIOJA	50	30.94
11	048541516	BAYONA MARTINEZ EUSEBIO	1984	MURCIA	50	30.99
12	043132202	POU GELABERT NICOLAS	1987	BALEARE	50	31.00
13	044077081	FONTAN CARAMES JOSE LUIS	1983	GALICIA	50	31.13
14	004218236	ALARZA VICENTE JESUS M.	1985	CMANCHA	50	31.15
15	044640198	CAREAGA CIERVIDE NICOLAS	1984	NAVARRA	50	31.28
16	028966026	ROSADO BENITO LUIS JOAQUIN	1986	EXTREMA	50	31.30
17	046951810	DIAZ GODOY JUAN FELIX	1986	BALEARE	50	31.33
18	008829888	PACO FERREIRA JOSE IGNACIO	1980	EXTREMA	50	31.64
19	045313894	SANCHEZ MORENO F.A.	1987	MELILLA	50	31.66
20	023018552	NIETO ROS JESUS	1987	MURCIA	50	31.77
21	072682400	LEGARRA BERRADE ALVARO	1989	NAVARRA	50	33.64
22	016610653	MARTINEZ MARTINEZ DAVID	1986	LRIOJA	50	34.44
23	045313994	GINER ABAD PABLO	1987	MELILLA	50	34.99
24	072082087	MANRIQUE ZAMORA ALEJANDRO	1988	CANTABR	50	36.45
	072073141	GOMEZ PEREZ SERGIO	1985	CANTABR		DES

RT: RETIRADO      DES: DESCALIFICADO      MMN: M.M. Nac. (Para Edades)  
 NP: NO PRESENTADO      BAJ: BAJA





RESULTADOS

24 - 50 m. BRAZA MASCULINO



XX CAMPEONATO DE ESPAÑA POR COMUNIDADES AUTONOMAS, 30.04 AL 02.05.04

LEON

Datos técnicos: Piscina de 25 m., Cronometraje Electrónico

01/05/2004

R.E.:	28.04	SANCHEZ BRI JAVIER	PALMA DE MALLORCA	03/05/2003	
RK	Licencia	Nombre	Año Fed. Territo	Pts.	Resultado
	005920381	TAMARAL MORENO RAFAEL	1982 CMANCHA	0,0	DES

RT: RETIRADO      DES: DESCALIFICADO      MMN: M.M. Nac. (Para Edades)  
 NP: NO PRESENTADO      BAJ: BAJA

MSL SW.RESULTADOS\_PRUEBA.24-5 Información correcta a 19:43:14 01/05/2004  
 SPORTEC Sistemas de Información, MSL Software - www.msl.es





RESULTADOS

25 - 400 m. ESTILOS FEMENINO



XX CAMPEONATO DE ESPAÑA POR COMUNIDADES AUTONOMAS, 30.04 AL 02.05.04

LEON

Datos técnicos: Piscina de 25 m., Cronometraje Electrónico

01/05/2004

R.E.:	4:38.36	VIVES MOYA ROSER	GIJON	21/12/2001	
RK	Licencia	Nombre	Año Fed. Territo	Pts. Resultado	
1	044078215	<b>CARBALLIDO ROMERO PAULA</b>	1979 GALICIA	35,0	
	50	30.71 <sup>1</sup> 1:05.32 <sup>1</sup> 1:43.56 <sup>1</sup> 2:21.19 <sup>1</sup> 3:04.05 <sup>1</sup> 3:47.34 <sup>1</sup> 4:22.96 <sup>1</sup> 4:56.83 <sup>1</sup>			4:56.83
		30.71 <sup>1</sup> 34.61 <sup>1</sup> 38.24 <sup>1</sup> 37.63 <sup>1</sup> 42.86 <sup>1</sup> 43.29 <sup>1</sup> 35.62 <sup>1</sup> 33.87 <sup>1</sup>			
2	071520677	<b>FELIZ GARCIA NOEMI</b>	1988 CSTLEON	32,0	
	50	32.72 <sup>1</sup> 1:11.14 <sup>1</sup> 1:50.10 <sup>1</sup> 2:28.01 <sup>1</sup> 3:10.57 <sup>1</sup> 3:54.21 <sup>1</sup> 4:29.38 <sup>1</sup> 5:03.66 <sup>1</sup>			5:03.66
		32.72 <sup>1</sup> 38.42 <sup>1</sup> 38.96 <sup>1</sup> 37.91 <sup>1</sup> 42.56 <sup>1</sup> 43.64 <sup>1</sup> 35.17 <sup>1</sup> 34.28 <sup>1</sup>			
3	043152678	<b>PEREZ BAUMANN ISABEL</b>	1986 BALEARE	30,0	
	50	33.71 <sup>1</sup> 1:12.61 <sup>1</sup> 1:52.36 <sup>1</sup> 2:30.77 <sup>1</sup> 3:11.63 <sup>1</sup> 3:53.20 <sup>1</sup> 4:29.23 <sup>1</sup> 5:04.39 <sup>1</sup>			5:04.39
		33.71 <sup>1</sup> 38.90 <sup>1</sup> 39.75 <sup>1</sup> 38.41 <sup>1</sup> 40.86 <sup>1</sup> 41.57 <sup>1</sup> 36.03 <sup>1</sup> 35.16 <sup>1</sup>			
4	072145318	<b>GARCIA TRUEBA EMMA</b>	1986 ASTURIA	29,0	
	50	32.73 <sup>1</sup> 1:10.72 <sup>1</sup> 1:50.09 <sup>1</sup> 2:28.82 <sup>1</sup> 3:12.82 <sup>1</sup> 3:58.26 <sup>1</sup> 4:33.73 <sup>1</sup> 5:07.17 <sup>1</sup>			5:07.17
		32.73 <sup>1</sup> 37.99 <sup>1</sup> 39.37 <sup>1</sup> 38.73 <sup>1</sup> 44.00 <sup>1</sup> 45.44 <sup>1</sup> 35.47 <sup>1</sup> 33.44 <sup>1</sup>			
5	044079192	<b>CARBALLIDO ROMERO ANA</b>	1987 GALICIA	28,0	
	50	34.37 <sup>1</sup> 1:13.14 <sup>1</sup> 1:53.87 <sup>1</sup> 2:32.74 <sup>1</sup> 3:16.41 <sup>1</sup> 4:00.02 <sup>1</sup> 4:34.93 <sup>1</sup> 5:07.52 <sup>1</sup>			5:07.52
		34.37 <sup>1</sup> 38.77 <sup>1</sup> 40.73 <sup>1</sup> 38.87 <sup>1</sup> 43.67 <sup>1</sup> 43.61 <sup>1</sup> 34.91 <sup>1</sup> 32.59 <sup>1</sup>			
6	043157626	<b>BARRES BISQUERRA BEGOÑA</b>	1986 BALEARE	27,0	
	50	33.92 <sup>1</sup> 1:12.77 <sup>1</sup> 1:52.89 <sup>1</sup> 2:31.96 <sup>1</sup> 3:14.68 <sup>1</sup> 3:58.85 <sup>1</sup> 4:34.46 <sup>1</sup> 5:07.79 <sup>1</sup>			5:07.79
		33.92 <sup>1</sup> 38.85 <sup>1</sup> 40.12 <sup>1</sup> 39.07 <sup>1</sup> 42.72 <sup>1</sup> 44.17 <sup>1</sup> 35.61 <sup>1</sup> 33.33 <sup>1</sup>			
7	047024172	<b>QUIÑONES LEDESMA GUIOMAR</b>	1986 MADRILE	26,0	
	50	34.18 <sup>1</sup> 1:12.71 <sup>1</sup> 1:52.25 <sup>1</sup> 2:31.07 <sup>1</sup> 3:14.96 <sup>1</sup> 3:59.59 <sup>1</sup> 4:34.55 <sup>1</sup> 5:08.46 <sup>1</sup>			5:08.46
		34.18 <sup>1</sup> 38.53 <sup>1</sup> 39.54 <sup>1</sup> 38.82 <sup>1</sup> 43.89 <sup>1</sup> 44.63 <sup>1</sup> 34.96 <sup>1</sup> 33.91 <sup>1</sup>			
8	048610267	<b>NOGUERA VIVANCOS MARIA</b>	1988 MURCIA	25,0	
	50	34.62 <sup>1</sup> 1:13.46 <sup>1</sup> 1:54.02 <sup>1</sup> 2:33.34 <sup>1</sup> 3:17.43 <sup>1</sup> 4:02.12 <sup>1</sup> 4:37.41 <sup>1</sup> 5:12.01 <sup>1</sup>			5:12.01
		34.62 <sup>1</sup> 38.84 <sup>1</sup> 40.56 <sup>1</sup> 39.32 <sup>1</sup> 44.09 <sup>1</sup> 44.69 <sup>1</sup> 35.29 <sup>1</sup> 34.60 <sup>1</sup>			
9	050977129	<b>NUÑEZ ALVAREZ IRIS</b>	1988 MADRILE	24,0	
	50	33.28 <sup>1</sup> 1:11.67 <sup>1</sup> 1:53.93 <sup>1</sup> 2:35.38 <sup>1</sup> 3:17.47 <sup>1</sup> 4:00.93 <sup>1</sup> 4:38.33 <sup>1</sup> 5:13.76 <sup>1</sup>			5:13.76
		33.28 <sup>1</sup> 38.39 <sup>1</sup> 42.26 <sup>1</sup> 41.45 <sup>1</sup> 42.09 <sup>1</sup> 43.46 <sup>1</sup> 37.40 <sup>1</sup> 35.43 <sup>1</sup>			
10	012416103	<b>DOMINGUEZ ARRIBAS CRISTINA</b>	1984 CSTLEON	23,0	
	50	33.22 <sup>1</sup> 1:11.28 <sup>1</sup> 1:49.45 <sup>1</sup> 2:27.14 <sup>1</sup> 3:15.22 <sup>1</sup> 4:03.76 <sup>1</sup> 4:38.89 <sup>1</sup> 5:14.05 <sup>1</sup>			5:14.05
		33.22 <sup>1</sup> 38.06 <sup>1</sup> 38.17 <sup>1</sup> 37.69 <sup>1</sup> 48.08 <sup>1</sup> 48.54 <sup>1</sup> 35.13 <sup>1</sup> 35.16 <sup>1</sup>			
11	072406055	<b>RODRIGUEZ BOUZO CRISTINA</b>	1988 PSVASCO	22,0	
	50	33.52 <sup>1</sup> 1:12.91 <sup>1</sup> 1:55.08 <sup>1</sup> 2:36.39 <sup>1</sup> 3:19.99 <sup>1</sup> 4:04.50 <sup>1</sup> 4:40.67 <sup>1</sup> 5:15.08 <sup>1</sup>			5:15.08
		33.52 <sup>1</sup> 39.39 <sup>1</sup> 42.17 <sup>1</sup> 41.31 <sup>1</sup> 43.60 <sup>1</sup> 44.51 <sup>1</sup> 36.17 <sup>1</sup> 34.41 <sup>1</sup>			
12	053548644	<b>GONZALEZ GAVILAN SONIA</b>	1989 ASTURIA	21,0	
	50	32.47 <sup>1</sup> 1:11.82 <sup>1</sup> 1:52.91 <sup>1</sup> 2:32.81 <sup>1</sup> 3:18.34 <sup>1</sup> 4:04.16 <sup>1</sup> 4:40.62 <sup>1</sup> 5:16.17 <sup>1</sup>			5:16.17
		32.47 <sup>1</sup> 39.35 <sup>1</sup> 41.09 <sup>1</sup> 39.90 <sup>1</sup> 45.53 <sup>1</sup> 45.82 <sup>1</sup> 36.46 <sup>1</sup> 35.55 <sup>1</sup>			
13	023045573	<b>DOMINGUEZ CABEZAS PALOMA</b>	1991 MURCIA	20,0	
	50	33.38 <sup>1</sup> 1:11.73 <sup>1</sup> 1:52.10 <sup>1</sup> 2:30.82 <sup>1</sup> 3:20.18 <sup>1</sup> 4:09.34 <sup>1</sup> 4:45.53 <sup>1</sup> 5:20.80 <sup>1</sup>			5:20.80
		33.38 <sup>1</sup> 38.35 <sup>1</sup> 40.37 <sup>1</sup> 38.72 <sup>1</sup> 49.36 <sup>1</sup> 49.16 <sup>1</sup> 36.19 <sup>1</sup> 35.27 <sup>1</sup>			
14	072078417	<b>VEGA RODRIGUEZ CLARA</b>	1989 CANTABR	19,0	
	50	34.75 <sup>1</sup> 1:14.08 <sup>1</sup> 1:56.73 <sup>1</sup> 2:37.85 <sup>1</sup> 3:24.96 <sup>1</sup> 4:12.76 <sup>1</sup> 4:50.44 <sup>1</sup> 5:26.38 <sup>1</sup>			5:26.38
		34.75 <sup>1</sup> 39.33 <sup>1</sup> 42.65 <sup>1</sup> 41.12 <sup>1</sup> 47.11 <sup>1</sup> 47.80 <sup>1</sup> 37.68 <sup>1</sup> 35.94 <sup>1</sup>			
15	072690075	<b>CELORRIO RETA AINHOA</b>	1985 NAVARRA	18,0	
	50	34.70 <sup>1</sup> 1:14.54 <sup>1</sup> 1:56.38 <sup>1</sup> 2:37.40 <sup>1</sup> 3:24.38 <sup>1</sup> 4:11.62 <sup>1</sup> 4:49.63 <sup>1</sup> 5:26.75 <sup>1</sup>			5:26.75
		34.70 <sup>1</sup> 39.84 <sup>1</sup> 41.84 <sup>1</sup> 41.02 <sup>1</sup> 46.98 <sup>1</sup> 47.24 <sup>1</sup> 38.01 <sup>1</sup> 37.12 <sup>1</sup>			

RT: RETIRADO DES: DESCALIFICADO MMN: M.M. Nac. (Para Edades)  
 NP: NO PRESENTADO BAJ: BAJA

MSL SW.RESULTADOS\_PRUEBA.25-4 Información correcta a 18:42:16 01/05/2004  
 SPORTEC Sistemas de Información, MSL Software - www.msl.es





RESULTADOS

25 - 400 m. ESTILOS FEMENINO



XX CAMPEONATO DE ESPAÑA POR COMUNIDADES AUTONOMAS, 30.04 AL 02.05.04

LEON

Datos técnicos: Piscina de 25 m., Cronometraje Electrónico

01/05/2004

R.E.:	4:38.36	VIVES MOYA ROSER	GIJON	21/12/2001					
RK	Licencia	Nombre	Año Fed. Territo	Pts. Resultado					
16	044613058	FRANCO VILLANUEVA UXUE	1987 NAVARRA	17,0					
	50 35.76 35.76	100 1:17.11 41.35	150 2:00.56 43.45	200 2:43.54 42.98	250 3:29.17 45.63	300 4:14.68 45.51	350 4:52.17 37.49	400 5:28.39 36.22	5:28.39
17	072069179	PINEY ALLALDE MARTA	1987 CANTABR	16,0					
	50 33.34 33.34	100 1:13.05 39.71	150 1:56.86 43.81	200 2:40.15 43.29	250 3:28.25 48.10	300 4:20.30 52.05	350 5:00.47 40.17	400 5:37.43 36.96	5:37.43
18	006265329	RUBIO PALOMARES ELENA	1985 CMANCHA	15,0					
	50 35.88 35.88	100 1:18.13 42.25	150 2:00.46 42.33	200 2:42.84 42.38	250 3:31.76 48.92	300 4:21.26 49.50	350 5:00.67 39.41	400 5:39.08 38.41	5:39.08
19	003113655	VALERO BLANCO CRISTINA	1982 CMANCHA	14,0					
	50 35.68 35.68	100 1:17.71 42.03	150 2:00.41 42.70	200 2:43.29 42.88	250 3:33.02 49.73	300 4:23.85 50.83	350 5:02.34 38.49	400 5:41.46 39.12	5:41.46
20	076039255	GARCIA PEREZ MARTA	1987 EXTREMA	13,0					
	50 36.62 36.62	100 1:19.56 42.94	150 2:04.25 44.69	200 2:47.45 43.20	250 3:34.15 46.70	300 4:21.93 47.78	350 5:04.16 42.23	400 5:44.64 40.48	5:44.64
21	076127811	FUENTES NAVAS ELENA	1986 EXTREMA	12,0					
	50 37.74 37.74	100 1:21.22 43.48	150 2:07.12 45.90	200 2:50.10 42.98	250 3:41.80 51.70	300 4:33.31 51.51	350 5:12.83 39.52	400 5:51.09 38.26	5:51.09
	044558234	SASETA ESTEBANEZ ANE	1983 PSVASCO	0,0					
				DES					

RT: RETIRADO DES: DESCALIFICADO MMN: M.M. Nac. (Para Edades)  
 NP: NO PRESENTADO BAJ: BAJA

MSL SW.RESULTADOS\_PRUEBA.25-4 Información correcta a 18:42:16 01/05/2004  
 SPORTEC Sistemas de Información, MSL Software - www.msl.es





RESULTADOS

26 - 400 m. ESTILOS MASCULINO



XX CAMPEONATO DE ESPAÑA POR COMUNIDADES AUTONOMAS, 30.04 AL 02.05.04

LEON

Datos técnicos: Piscina de 25 m., Cronometraje Electrónico

01/05/2004

R.E.:	4:08.85	FREDERIK HVIID	LISBOA	09/12/1999
RK	Licencia	Nombre	Año Fed. Territo	Pts. Resultado
1	020483759	BOTELLA ARJONA BORJA	1987 CSTLEON	35,0
	50	29.29 <sup>1</sup> 1:02.66 <sup>1</sup> 1:36.19 <sup>1</sup> 2:09.24 <sup>1</sup> 2:47.80 <sup>1</sup> 3:28.21 <sup>1</sup> 4:00.56 <sup>1</sup> 4:30.36 <sup>1</sup>		4:30.36
		29.29 <sup>1</sup> 33.37 <sup>1</sup> 33.53 <sup>1</sup> 33.05 <sup>1</sup> 38.56 <sup>1</sup> 40.41 <sup>1</sup> 32.35 <sup>1</sup> 29.80 <sup>1</sup>		
2	044589340	WUCHERPFENNIG SIMON ALFONSO	1984 MADRILE	32,0
	50	29.25 <sup>1</sup> 1:03.01 <sup>1</sup> 1:37.83 <sup>1</sup> 2:12.02 <sup>1</sup> 2:50.05 <sup>1</sup> 3:28.71 <sup>1</sup> 4:01.87 <sup>1</sup> 4:30.71 <sup>1</sup>		4:30.71
		29.25 <sup>1</sup> 33.76 <sup>1</sup> 34.82 <sup>1</sup> 34.19 <sup>1</sup> 38.03 <sup>1</sup> 38.66 <sup>1</sup> 33.16 <sup>1</sup> 28.84 <sup>1</sup>		
3	071645494	GARCIA ALONSO SERGIO	1979 ASTURIA	30,0
	50	28.30 <sup>1</sup> 1:00.82 <sup>1</sup> 1:36.72 <sup>1</sup> 2:11.53 <sup>1</sup> 2:49.80 <sup>1</sup> 3:28.49 <sup>1</sup> 4:00.82 <sup>1</sup> 4:31.40 <sup>1</sup>		4:31.40
		28.30 <sup>1</sup> 32.52 <sup>1</sup> 35.90 <sup>1</sup> 34.81 <sup>1</sup> 38.27 <sup>1</sup> 38.69 <sup>1</sup> 32.33 <sup>1</sup> 30.58 <sup>1</sup>		
4	071883243	GARCIA MORENO ALVARO	1984 ASTURIA	29,0
	50	29.14 <sup>1</sup> 1:02.14 <sup>1</sup> 1:36.79 <sup>1</sup> 2:10.82 <sup>1</sup> 2:52.40 <sup>1</sup> 3:33.97 <sup>1</sup> 4:05.81 <sup>1</sup> 4:36.17 <sup>1</sup>		4:36.17
		29.14 <sup>1</sup> 33.00 <sup>1</sup> 34.65 <sup>1</sup> 34.03 <sup>1</sup> 41.58 <sup>1</sup> 41.57 <sup>1</sup> 31.84 <sup>1</sup> 30.36 <sup>1</sup>		
5	006264803	GOMEZ BARRILERO ANGEL C.	1984 CMANCHA	28,0
	50	30.34 <sup>1</sup> 1:04.72 <sup>1</sup> 1:41.26 <sup>1</sup> 2:16.85 <sup>1</sup> 2:56.52 <sup>1</sup> 3:36.62 <sup>1</sup> 4:08.08 <sup>1</sup> 4:38.16 <sup>1</sup>		4:38.16
		30.34 <sup>1</sup> 34.38 <sup>1</sup> 36.54 <sup>1</sup> 35.59 <sup>1</sup> 39.67 <sup>1</sup> 40.10 <sup>1</sup> 31.46 <sup>1</sup> 30.08 <sup>1</sup>		
6	044465314	VILA CID MARCOS	1987 GALICIA	27,0
	50	30.32 <sup>1</sup> 1:04.95 <sup>1</sup> 1:41.70 <sup>1</sup> 2:17.75 <sup>1</sup> 2:56.77 <sup>1</sup> 3:36.18 <sup>1</sup> 4:09.49 <sup>1</sup> 4:40.99 <sup>1</sup>		4:40.99
		30.32 <sup>1</sup> 34.63 <sup>1</sup> 36.75 <sup>1</sup> 36.05 <sup>1</sup> 39.02 <sup>1</sup> 39.41 <sup>1</sup> 33.31 <sup>1</sup> 31.50 <sup>1</sup>		
7	012415390	ESCUDERO MADRUGA JAVIER	1987 CSTLEON	26,0
	50	29.62 <sup>1</sup> 1:03.76 <sup>1</sup> 1:42.21 <sup>1</sup> 2:18.72 <sup>1</sup> 2:58.27 <sup>1</sup> 3:38.48 <sup>1</sup> 4:10.90 <sup>1</sup> 4:42.65 <sup>1</sup>		4:42.65
		29.62 <sup>1</sup> 34.14 <sup>1</sup> 38.45 <sup>1</sup> 36.51 <sup>1</sup> 39.55 <sup>1</sup> 40.21 <sup>1</sup> 32.42 <sup>1</sup> 31.75 <sup>1</sup>		
8	051689234	FERNANDEZ LARIOS JOSE MARIA	1976 MADRILE	25,0
	50	29.20 <sup>1</sup> 1:02.27 <sup>1</sup> 1:38.52 <sup>1</sup> 2:14.59 <sup>1</sup> 2:54.67 <sup>1</sup> 3:35.53 <sup>1</sup> 4:09.47 <sup>1</sup> 4:42.93 <sup>1</sup>		4:42.93
		29.20 <sup>1</sup> 33.07 <sup>1</sup> 36.25 <sup>1</sup> 36.07 <sup>1</sup> 40.08 <sup>1</sup> 40.86 <sup>1</sup> 33.94 <sup>1</sup> 33.46 <sup>1</sup>		
9	072708586	CASI GOÑI JORGE	1982 NAVARRA	24,0
	50	29.49 <sup>1</sup> 1:03.32 <sup>1</sup> 1:40.71 <sup>1</sup> 2:17.15 <sup>1</sup> 2:57.77 <sup>1</sup> 3:39.17 <sup>1</sup> 4:12.15 <sup>1</sup> 4:43.44 <sup>1</sup>		4:43.44
		29.49 <sup>1</sup> 33.83 <sup>1</sup> 37.39 <sup>1</sup> 36.44 <sup>1</sup> 40.62 <sup>1</sup> 41.40 <sup>1</sup> 32.98 <sup>1</sup> 31.29 <sup>1</sup>		
10	044147100	GOYA ISASA XABIER	1977 PSVASCO	23,0
	50	28.78 <sup>1</sup> 1:01.83 <sup>1</sup> 1:38.28 <sup>1</sup> 2:13.82 <sup>1</sup> 2:56.18 <sup>1</sup> 3:39.79 <sup>1</sup> 4:13.86 <sup>1</sup> 4:46.69 <sup>1</sup>		4:46.69
		28.78 <sup>1</sup> 33.05 <sup>1</sup> 36.45 <sup>1</sup> 35.54 <sup>1</sup> 42.36 <sup>1</sup> 43.61 <sup>1</sup> 34.07 <sup>1</sup> 32.83 <sup>1</sup>		
11	043124020	LOPEZ DIAZ CARLOS	1983 BALEARE	22,0
	50	30.99 <sup>1</sup> 1:06.63 <sup>1</sup> 1:46.01 <sup>1</sup> 2:23.91 <sup>1</sup> 3:04.75 <sup>1</sup> 3:46.15 <sup>1</sup> 4:17.47 <sup>1</sup> 4:50.19 <sup>1</sup>		4:50.19
		30.99 <sup>1</sup> 35.64 <sup>1</sup> 39.38 <sup>1</sup> 37.90 <sup>1</sup> 40.84 <sup>1</sup> 41.40 <sup>1</sup> 31.32 <sup>1</sup> 32.72 <sup>1</sup>		
12	044485782	FERNANDEZ NOVOA IVAN CLAUDIO	1984 GALICIA	21,0
	50	29.43 <sup>1</sup> 1:03.86 <sup>1</sup> 1:41.19 <sup>1</sup> 2:18.37 <sup>1</sup> 3:00.17 <sup>1</sup> 3:43.30 <sup>1</sup> 4:18.13 <sup>1</sup> 4:51.21 <sup>1</sup>		4:51.21
		29.43 <sup>1</sup> 34.43 <sup>1</sup> 37.33 <sup>1</sup> 37.18 <sup>1</sup> 41.80 <sup>1</sup> 43.13 <sup>1</sup> 34.83 <sup>1</sup> 33.08 <sup>1</sup>		
13	072405322	RIPA ALMENA GORKA	1987 PSVASCO	20,0
	50	29.75 <sup>1</sup> 1:03.70 <sup>1</sup> 1:42.34 <sup>1</sup> 2:19.78 <sup>1</sup> 3:01.86 <sup>1</sup> 3:45.16 <sup>1</sup> 4:19.16 <sup>1</sup> 4:51.79 <sup>1</sup>		4:51.79
		29.75 <sup>1</sup> 33.95 <sup>1</sup> 38.64 <sup>1</sup> 37.44 <sup>1</sup> 42.08 <sup>1</sup> 43.30 <sup>1</sup> 34.00 <sup>1</sup> 32.63 <sup>1</sup>		
14	023049974	GARCIA MARTINEZ RAUL	1986 MURCIA	19,0
	50	30.59 <sup>1</sup> 1:05.05 <sup>1</sup> 1:42.53 <sup>1</sup> 2:19.71 <sup>1</sup> 3:03.11 <sup>1</sup> 3:46.67 <sup>1</sup> 4:20.70 <sup>1</sup> 4:53.07 <sup>1</sup>		4:53.07
		30.59 <sup>1</sup> 34.46 <sup>1</sup> 37.48 <sup>1</sup> 37.18 <sup>1</sup> 43.40 <sup>1</sup> 43.56 <sup>1</sup> 34.03 <sup>1</sup> 32.37 <sup>1</sup>		
15	074518295	TEBAR CARRETERO ALVARO	1989 CMANCHA	18,0
	50	30.33 <sup>1</sup> 1:04.42 <sup>1</sup> 1:42.60 <sup>1</sup> 2:19.67 <sup>1</sup> 3:02.34 <sup>1</sup> 3:46.72 <sup>1</sup> 4:21.33 <sup>1</sup> 4:55.27 <sup>1</sup>		4:55.27
		30.33 <sup>1</sup> 34.09 <sup>1</sup> 38.18 <sup>1</sup> 37.07 <sup>1</sup> 42.67 <sup>1</sup> 44.38 <sup>1</sup> 34.61 <sup>1</sup> 33.94 <sup>1</sup>		

RT: RETIRADO DES: DESCALIFICADO MMN: M.M. Nac. (Para Edades)  
 NP: NO PRESENTADO BAJ: BAJA





RESULTADOS

26 - 400 m. ESTILOS MASCULINO



XX CAMPEONATO DE ESPAÑA POR COMUNIDADES AUTONOMAS, 30.04 AL 02.05.04

LEON

Datos técnicos: Piscina de 25 m., Cronometraje Electrónico

01/05/2004

R.E.:	4:08.85	FREDERIK HVIID	LISBOA	09/12/1999					
RK	Licencia	Nombre	Año Fed. Territo	Pts. Resultado					
16	023048108	ANDRES GRAU FRANCISCO	1986 MURCIA	17,0					
	50 31.20 31.20	100 1:06.93 35.73	150 1:45.76 38.83	200 2:22.87 37.11	250 3:07.20 44.33	300 3:51.68 44.48	350 4:25.01 33.33	400 4:57.14 32.13	4:57.14
17	008867983	FLORIANO MILLAN ENRIQUE	1982 EXTREMA	16,0					
	50 30.52 30.52	100 1:05.93 35.41	150 1:44.59 38.66	200 2:22.30 37.71	250 3:06.76 44.46	300 3:51.84 45.08	350 4:25.98 34.14	400 4:59.20 33.22	4:59.20
18	076129591	ROSADO SANCHEZ JAVIER	1988 EXTREMA	15,0					
	50 30.99 30.99	100 1:06.48 35.49	150 1:46.10 39.62	200 2:24.69 38.59	250 3:09.13 44.44	300 3:54.81 45.68	350 4:32.84 38.03	400 5:09.61 36.77	5:09.61
19	072132855	RIEGO LOPEZ ANTONIO	1986 CANTABR	14,0					
	50 31.59 31.59	100 1:08.84 37.25	150 1:49.23 40.39	200 2:28.36 39.13	250 3:12.90 44.54	300 3:58.12 45.22	350 4:34.87 36.75	400 5:09.69 34.82	5:09.69
20	072807584	SANCHEZ ARRAIZA IÑAKI	1987 NAVARRA	13,0					
	50 31.22 31.22	100 1:07.87 36.65	150 1:48.92 41.05	200 2:28.37 39.45	250 3:13.92 45.55	300 4:00.58 46.66	350 4:37.82 37.24	400 5:10.74 32.92	5:10.74
21	014000025	MANCEBON GIL JORGE	1988 LRIOJA	12,0					
	50 32.41 32.41	100 1:11.24 38.83	150 1:49.66 38.42	200 2:27.85 38.19	250 3:18.28 50.43	300 4:09.29 51.01	350 4:42.96 33.67	400 5:16.24 33.28	5:16.24
22	016610495	LOPEZ IZQUIERDO IVAN	1989 LRIOJA	11,0					
	50 32.46 32.46	100 1:09.74 37.28	150 1:53.05 43.31	200 2:35.64 42.59	250 3:20.31 44.67	300 4:05.72 45.41	350 4:43.58 37.86	400 5:17.74 34.16	5:17.74
23	072065713	MARTINEZ RIVAS RUBEN	1987 CANTABR	10,0					
	50 31.09 31.09	100 1:08.70 37.61	150 1:50.78 42.08	200 2:32.43 41.65	250 3:20.52 48.09	300 4:09.55 49.03	350 4:48.61 39.06	400 5:25.35 36.74	5:25.35
	043144446	FERRER LLABRES LORENZO	1984 BALEARE	0,0	DES				

RT: RETIRADO DES: DESCALIFICADO MMN: M.M. Nac. (Para Edades)  
 NP: NO PRESENTADO BAJ: BAJA





RESULTADOS

27 - 4x50 ESTILOS FEMENINO



XX CAMPEONATO DE ESPAÑA POR COMUNIDADES AUTONOMAS, 30.04 AL 02.05.04

LEON

Datos técnicos: Piscina de 25 m., Cronometraje Electrónico

01/05/2004

R.E.: 1:55.37 SELECCION ESPAÑOLA VALENCIA 16/12/2000

RK	Fed. Terri	Nombre	Fed. Territorial		Pts.	Resultado
1	<b>FED. ASTURIAS</b>		ASTURIA		70,0	1:58.36
	1	ALVAREZ GARCIA VERONICA	1984	50 - 30.57 30.57		
	2	GONZALEZ PENA ANA	1986	100 - 1:02.99 32.42		
	3	GONZALEZ GAVILAN SONIA	1989	150 - 1:31.17 28.18		
	4	FERNANDEZ RODRIGUEZ LAURA	1989	200 - 1:58.36 27.19		
2	<b>FED. PAIS VASCO</b>		PSVASCO		64,0	2:00.40
	1	SASETA ESTEBANEZ ANE	1983	50 - 30.34 30.34		
	2	ALDUNCIN MARTINEZ GARAZI	1987	100 - 1:03.95 33.61		
	3	BERRUETE DIEGO AMAIA	1988	150 - 1:33.85 29.90		
	4	GORBEA LORENZO ILUNE	1986	200 - 2:00.40 26.55		
3	<b>FED. MADRID</b>		MADRILE		60,0	2:01.06
	1	MARTINEZ CAVADA MARINA	1987	50 - 31.92 31.92		
	2	ZAMORA SOTO IRENE	1982	100 - 1:05.64 33.72		
	3	HERRAEZ DE LA CALLE ARACELI	1983	150 - 1:33.91 28.27		
	4	ALVAREZ ARENAS CARMEN	1985	200 - 2:01.06 27.15		
4	<b>FED. GALICIA</b>		GALICIA		58,0	2:02.27
	1	MUÑIZ QUINTELA UXIA	1983	50 - 31.61 31.61		
	2	CEBALLOS SEGADÉ SARA	1987	100 - 1:05.63 34.02		
	3	CARBALLIDO ROMERO PAULA	1979	150 - 1:35.02 29.39		
	4	PALLARES PEREIRA ANA	1980	200 - 2:02.27 27.25		
5	<b>FED. CASTILLA LEON</b>		CSTLEON		56,0	2:02.55
	1	LOSANTOS PRIETO ESTHER	1983	50 - 31.01 31.01		
	2	FELIZ GARCIA NOEMI	1988	100 - 1:05.34 34.33		
	3	GONZALEZ ARRANZ SILVIA	1979	150 - 1:34.82 29.48		
	4	ROMERO LAPEÑA ELSA	1988	200 - 2:02.55 27.73		

RT: RETIRADO DES: DESCALIFICADO MMN: M.M. Nac. (Para Edades)  
NP: NO PRESENTADO BAJ: BAJA







# RESULTADOS

## 27 - 4x50 ESTILOS FEMENINO



### XX CAMPEONATO DE ESPAÑA POR COMUNIDADES AUTONOMAS, 30.04 AL 02.05.04

LEON

Datos técnicos: Piscina de 25 m., Cronometraje Electrónico

01/05/2004

R.E.:	1:55.37	SELECCION ESPAÑOLA	VALENCIA	16/12/2000	
RK	Fed. Terri	Nombre	Fed. Territorial	Pts.	Resultado
6	<b>FED. CASTILLA LA MANCHA</b>		CMANCHA	54,0	2:03.04
1	MARTINEZ MAROTO NOEMÍ	1987	50	31.65 31.65	
2	GARCIA-PARDO MENCHERO Mª PILAR	1990	100	1:06.30 34.65	
3	PEREZ LOPEZ PATRICIA	1977	150	1:35.14 28.84	
4	DE DIEGO MARCHAMALO PATRICIA	1985	200	2:03.04 27.90	
7	<b>FED. BALEARES</b>		BALEARE	52,0	2:04.16
1	BRUNET GUASP Mª DEL MAR	1982	50	30.71 30.71	
2	PEREZ BAUMANN ISABEL	1986	100	1:05.07 34.36	
3	PLANAS DE LA CRUZ TERESA	1987	150	1:36.74 31.67	
4	COSTA SCHMID MELANIE	1989	200	2:04.16 27.42	
8	<b>FED. EXTREMADURA</b>		EXTREMA	50,0	2:05.04
1	MARTINEZ RODRIGUEZ Mª DOLORES	1979	50	31.22 31.22	
2	RINCON NUÑEZ ALANA	1985	100	1:06.98 35.76	
3	PASCUAL MORENO PATRICIA	1989	150	1:37.96 30.98	
4	MARTINEZ PRADA DIANA	1987	200	2:05.04 27.08	
9	<b>FED. MURCIA</b>		MURCIA	48,0	2:07.27
1	MOYA LOPEZ VIRGINIA	1989	50	31.54 31.54	
2	MIRALLES HERNANDEZ CARMEN	1987	100	1:07.92 36.38	
3	DIAZ GARCIA CAROLINA	1989	150	1:39.38 31.46	
4	CARRION GARCIA ALICIA	1988	200	2:07.27 27.89	
10	<b>FED. NAVARRA</b>		NAVARRA	46,0	2:09.85
1	FERNANDEZ DE CELIS AMAYA	1987	50	33.63 33.63	
2	RAMIREZ VERA NEREA	1987	100	1:09.53 35.90	
3	GENDIVE MARTIN NEREA	1988	150	1:41.19 31.66	
4	LIZARBE LARREA MARINA	1988	200	2:09.85 28.66	

RT: RETIRADO      DES: DESCALIFICADO      MMN: M.M. Nac. (Para Edades)  
 NP: NO PRESENTADO      BAJ: BAJA

MSL SW.RES\_RELEVOS\_PRUEBA.27- Información correcta a 19:44:32 01/05/2004  
 SPORTEC Sistemas de Información, MSL Software - www.msl.es





RESULTADOS

27 - 4x50 ESTILOS FEMENINO



XX CAMPEONATO DE ESPAÑA POR COMUNIDADES AUTONOMAS, 30.04 AL 02.05.04

LEON

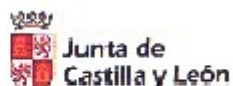
Datos técnicos: Piscina de 25 m., Cronometraje Electrónico

01/05/2004

R.E.: 1:55.37 SELECCION ESPAÑOLA VALENCIA 16/12/2000

RK	Fed. Terri	Nombre	Fed. Territorial		Pts.	Resultado
11	FED. CANTABRIA		CANTABR		44,0	2:11.33
1	BUSTILLO CORTAVITARTE REBECA	1989	50	32.89 32.89		
2	ARANA GONZALVEZ MERCEDES	1990	100	1:10.92 38.03		
3	GARCIA CERRO SUSANA	1986	150	1:41.90 30.98		
4	CAVADA PRESMANES PAOLA	1988	200	2:11.33 29.43		
12	FED. MELILLA		MELILLA		42,0	2:16.84
1	CHAMORRO PAJARES MARIA ISABEL	1991	50	36.27 36.27		
2	MORALES AROCA SONIA	1987	100	1:12.88 36.61		
3	MARTINEZ SANCHO-MIÑANO PILAR	1990	150	1:46.80 33.92		
4	UBEDA MARMOLEJO CRISTINA	1992	200	2:16.84 30.04		
13	FED. LA RIOJA		LRIOJA		40,0	2:17.72
1	JIMENEZ SARRAMIAN RAQUEL	1982	50	35.34 35.34		
2	MARRODAN LAZARO MARIA	1990	100	1:12.98 37.64		
3	SALIDO SOMALO ELENA	1980	150	1:46.29 33.31		
4	CUBILLOS AUSIN ELENA	1985	200	2:17.72 31.43		

RT: RETIRADO DES: DESCALIFICADO MMN: M.M. Nac. (Para Edades)  
NP: NO PRESENTADO BAJ: BAJA





RESULTADOS

28 - 4x50 ESTILOS MASCULINO



XX CAMPEONATO DE ESPAÑA POR COMUNIDADES AUTONOMAS, 30.04 AL 02.05.04

LEON

Datos técnicos: Piscina de 25 m., Cronometraje Electrónico

01/05/2004

R.E.: 1:39.68 C.N. METROPOLE SABADELL 20/12/2002

RK	Fed. Terri	Nombre	Fed. Territorial		Pts.	Resultado
1	<b>FED. MADRID</b>		MADRILE		70,0	1:44.13
	1	CABANAS ALBERCA JOSE JAVIER	1984	50' - 26.21'		
				26.21'		
	2	BAREA DE ORBE FERNANDO	1981	100' - 55.08'		
				28.87'		
	3	RODRIGUEZ MANGAS JUAN ANTONIO	1979	150' - 1:21.20'		
				26.12'		
	4	ESTEBAN ROMERO DANIEL	1978	200' - 1:44.13'		
				22.93'		
2	<b>FED. PAIS VASCO</b>		PSVASCO		64,0	1:44.64
	1	UZKIANO OGUETA DIEGO	1983	50' - 26.81'		
				26.81'		
	2	BILDOSOLA AGIRREGOMEZKORT M.	1983	100' - 56.20'		
				29.39'		
	3	URBIETA GARATE OMAR	1981	150' - 1:21.95'		
				25.75'		
	4	BILDOSOLA AGIRREGOMEZKORT I.	1983	200' - 1:44.64'		
				22.69'		
3	<b>FED. GALICIA</b>		GALICIA		60,0	1:45.20
	1	MARTINEZ RODRIGUEZ JAVIER	1982	50' - 26.94'		
				26.94'		
	2	FONTAN CARAMES JOSE LUIS	1983	100' - 56.81'		
				29.87'		
	3	ZARZOSA ALONSO FERNANDO	1978	150' - 1:22.08'		
				25.27'		
	4	RAMA MARTINEZ GUSTAVO	1982	200' - 1:45.20'		
				23.12'		
4	<b>FED. CASTILLA LEON</b>		CSTLEON		58,0	1:45.57
	1	PRUDENCIO OLIVA C. MAURICIO	1980	50' - 26.97'		
				26.97'		
	2	GARCIA LOPEZ CARLOS ANGEL	1985	100' - 56.94'		
				29.97'		
	3	PEREZ ANTOLIN SAMUEL	1985	150' - 1:22.64'		
				25.70'		
	4	HERNANDEZ HERNANDEZ IGNACIO	1982	200' - 1:45.57'		
				22.93'		
5	<b>FED. ASTURIAS</b>		ASTURIA		56,0	1:46.30
	1	FERNANDEZ CORDOBA DIEGO	1985	50' - 27.46'		
				27.46'		
	2	GARCIA ALONSO SERGIO	1979	100' - 57.17'		
				29.71'		
	3	GARCIA GIL ELEUTERIO	1982	150' - 1:22.65'		
				25.48'		
	4	ARTIME RODRIGUEZ PABLO	1979	200' - 1:46.30'		
				23.65'		

RT: RETIRADO DES: DESCALIFICADO MMN: M.M. Nac. (Para Edades)  
 NP: NO PRESENTADO BAJ: BAJA





RESULTADOS

28 - 4x50 ESTILOS MASCULINO



XX CAMPEONATO DE ESPAÑA POR COMUNIDADES AUTONOMAS, 30.04 AL 02.05.04

LEON

Datos técnicos: Piscina de 25 m., Cronometraje Electrónico

01/05/2004

R.E.: 1:39.68 C.N. METROPOLE SABADELL 20/12/2002

RK	Fed. Terri	Nombre	Fed. Territorial		Pts.	Resultado
6	FED. BALEARES		BALEARE		54,0	1:46.94
	1	VARELA OURO JAVIER	1984	50 28.13 28.13		
	2	POU GELABERT NICOLAS	1987	100 58.61 30.48		
	3	GOMEZ-REINO SASTRE FERNANDO	1981	150 1:23.49 24.88		
	4	CARDONA RECIO JAVIER	1986	200 1:46.94 23.45		
7	FED. MURCIA		MURCIA		52,0	1:48.38
	1	DIAZ MONTEAGUDO PEDRO	1983	50 27.79 27.79		
	2	BAYONA MARTINEZ EUSEBIO	1984	100 58.53 30.74		
	3	CORBALAN KEITH ALVARO	1986	150 1:24.57 26.04		
	4	MORALES ACOSTA BARTOLOME	1985	200 1:48.38 23.81		
8	FED. NAVARRA		NAVARRA		50,0	1:48.75
	1	ENERIZ ARRAIZA ASIER	1986	50 28.94 28.94		
	2	CAREAGA CIERVIDE NICOLAS	1984	100 59.25 30.31		
	3	OLIVER ROLDAN DAVID	1987	150 1:25.54 26.29		
	4	URTASUN BASARTE JAVIER	1980	200 1:48.75 23.21		
9	FED. CASTILLA LA MANCHA		CMANCHA		48,0	1:49.46
	1	DE DIOS LASA MOISES	1986	50 29.54 29.54		
	2	TAMARAL MORENO RAFAEL	1982	100 59.23 29.69		
	3	INFANTES SERRANO DAVID	1982	150 1:25.46 26.23		
	4	MORENO DE PABLOS JAIME	1984	200 1:49.46 24.00		
10	FED. EXTREMADURA		EXTREMA		46,0	1:50.75
	1	ALONSO MARTIN MANUEL	1986	50 28.32 28.32		
	2	ROSADO BENITO LUIS JOAQUIN	1986	100 59.83 31.51		
	3	ROSADO GIL JOSE ALBERTO	1980	150 1:27.24 27.41		
	4	CASTELLANO JIMENEZ RAFAEL A.	1978	200 1:50.75 23.51		

RT: RETIRADO DES: DESCALIFICADO MMN: M.M. Nac. (Para Edades)  
 NP: NO PRESENTADO BAJ: BAJA





RESULTADOS

28 - 4x50 ESTILOS MASCULINO



XX CAMPEONATO DE ESPAÑA POR COMUNIDADES AUTONOMAS, 30.04 AL 02.05.04

LEON

Datos técnicos: Piscina de 25 m., Cronometraje Electrónico

01/05/2004

R.E.: 1:39.68 C.N. METROPOLE SABADELL 20/12/2002

RK	Fed. Terri	Nombre	Fed. Territorial		Pts.	Resultado
11	FED. LA RIOJA		LRIOJA		44,0	1:51.70
	1	BARRIO DIAZ DANIEL	1982	50 28.92 28.92		
	2	IBAÑEZ MARTINEZ GONZALO	1978	100 59.51 30.59		
	3	ROMERO HIPOLITO JONATHAN	1981	150 1:26.73 27.22		
	4	TORROBA AGUILLO GONZALO	1982	200 1:51.70 24.97		
12	FED. MELILLA		MELILLA		42,0	1:52.78
	1	CASTAÑEDA BENEDICTO JAVIER	1980	50 29.19 29.19		
	2	SANCHEZ MORENO F.A.	1987	100 1:00.40 31.21		
	3	CALZADO LIARTE JOSE MANUEL	1985	150 1:28.36 27.96		
	4	POTOUS MERINO JUAN JOSE	1975	200 1:52.78 24.42		
13	FED. CANTABRIA		CANTABR		40,0	1:59.86
	1	CIFRIAN CASADO GUILLERMO	1988	50 30.46 30.46		
	2	APARICIO MATIA MARIO	1988	100 1:04.76 34.30		
	3	GOMEZ PEREZ SERGIO	1985	150 1:32.77 28.01		
	4	SAN MARTIN FERNANDEZ OSCAR	1985	200 1:59.86 27.09		

RT: RETIRADO DES: DESCALIFICADO MMN: M.M. Nac. (Para Edades)  
NP: NO PRESENTADO BAJ: BAJA

MSL SW.RES\_RELEVOS\_PRUEBA.28- Información correcta a 19:45:07 01/05/2004  
SPORTec Sistemas de Información, MSL Software - www.msl.es





ABSO MIXTO

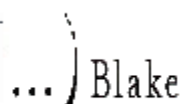
Rank.	Club	Pts.
1	FED. MADRID	796,5
2	FED. ASTURIAS	792,0
3	FED. GALICIA	750,5
4	FED. CASTILLA LEON	704,5
5	FED. PAIS VASCO	699,5
6	FED. BALEARES	672,0
7	FED. CASTILLA LA MANCHA	566,0
8	FED. MURCIA	565,0
9	FED. EXTREMADURA	505,0
10	FED. NAVARRA	485,0
11	FED. CANTABRIA	357,0
12	FED. LA RIOJA	303,0
13	FED. MELILLA	212,0





ABSO MIXTO

Rank.	Club	Pts.
1	FED. MADRID	837,5
2	FED. CASTILLA LEON	821,0
3	FED. PAIS VASCO	741,0
4	FED. GALICIA	709,0
5	FED. ASTURIAS	677,0
6	FED. BALEARES	592,5
7	FED. NAVARRA	561,0
8	FED. CASTILLA LA MANCHA	553,0
9	FED. MURCIA	511,0
10	FED. EXTREMADURA	476,0
11	FED. LA RIOJA	439,0
12	FED. CANTABRIA	304,0
13	FED. MELILLA	272,0





ABSO MIXTO

Rank.	Club	Pts.
1	FED. MADRID	1.634,0
2	FED. CASTILLA LEON	1.525,5
3	FED. ASTURIAS	1.469,0
4	FED. GALICIA	1.459,5
5	FED. PAIS VASCO	1.440,5
6	FED. BALEARES	1.264,5
7	FED. CASTILLA LA MANCHA	1.119,0
8	FED. MURCIA	1.076,0
9	FED. NAVARRA	1.046,0
10	FED. EXTREMADURA	981,0
11	FED. LA RIOJA	742,0
12	FED. CANTABRIA	661,0
13	FED. MELILLA	484,0







RESULTADOS

29 - 200 m. ESPALDA FEMENINO



XX CAMPEONATO DE ESPAÑA POR COMUNIDADES AUTONOMAS, 30.04 AL 02.05.04

LEON

Datos técnicos: Piscina de 25 m., Cronometraje Electrónico

02/05/2004

R.E.:	2:08.60	ZHIVANEVSKAYA NINA	GIJON				19/12/2001							
RK	Licencia	Nombre	Año	Fed. Territo	Pts.				Resultado					
1	044558234	SASETA ESTEBANEZ ANE	1983	PSVASCO	50	31.94	100	1:06.22	150	1:42.09	200	2:18.09	35,0	2:18.09
						31.94		34.28		35.87		36.00		
2	043164284	COSTA SCHMID MELANIE	1989	BALEARE	50	33.49	100	1:08.72	150	1:44.63	200	2:20.33	32,0	2:20.33
						33.49		35.23		35.91		35.70		
3	053527652	CUENDE FERNANDEZ LARA	1988	CSTLEON	50	33.78	100	1:09.74	150	1:46.63	200	2:23.07	30,0	2:23.07
						33.78		35.96		36.89		36.44		
4	032699585	LOUREIRO AMOR BELEN	1988	GALICIA	50	34.13	100	1:09.95	150	1:46.80	200	2:23.99	29,0	2:23.99
						34.13		35.82		36.85		37.19		
5	044676978	CUADRADO CABEZAS IRENE	1988	PSVASCO	50	34.69	100	1:10.53	150	1:47.75	200	2:25.16	28,0	2:25.16
						34.69		35.84		37.22		37.41		
6	012416103	DOMINGUEZ ARRIBAS CRISTINA	1984	CSTLEON	50	33.36	100	1:09.97	150	1:47.73	200	2:25.55	27,0	2:25.55
						33.36		36.61		37.76		37.82		
7	071883327	ALVAREZ GARCIA VERONICA	1984	ASTURIA	50	33.15	100	1:09.89	150	1:47.76	200	2:25.69	26,0	2:25.69
						33.15		36.74		37.87		37.93		
8	047024172	QUIÑONES LEDESMA GUIOMAR	1986	MADRILE	50	34.94	100	1:11.89	150	1:49.50	200	2:26.33	25,0	2:26.33
						34.94		36.95		37.61		36.83		
9	053543258	GONZALEZ MENCHACA ANDREA	1982	ASTURIA	50	33.49	100	1:09.74	150	1:47.74	200	2:26.54	24,0	2:26.54
						33.49		36.25		38.00		38.80		
10	023045573	DOMINGUEZ CABEZAS PALOMA	1991	MURCIA	50	35.02	100	1:12.47	150	1:50.60	200	2:27.26	23,0	2:27.26
						35.02		37.45		38.13		36.66		
11	002663323	GALLEGO HERRANZ MARIA	1986	MADRILE	50	35.39	100	1:12.58	150	1:50.56	200	2:27.56	22,0	2:27.56
						35.39		37.19		37.98		37.00		
12	077415840	RODIÑO MAQUIEIRA NEREA	1989	GALICIA	50	34.63	100	1:11.95	150	1:50.61	200	2:28.30	21,0	2:28.30
						34.63		37.32		38.66		37.69		
13	006270114	MARTINEZ MAROTO NOEMÍ	1987	CMANCHA	50	33.56	100	1:10.41	150	1:49.65	200	2:29.42	20,0	2:29.42
						33.56		36.85		39.24		39.77		
14	072146955	BUSTILLO CORTAVITARTE REBECA	1989	CANTABR	50	34.55	100	1:12.10	150	1:51.84	200	2:32.21	19,0	2:32.21
						34.55		37.55		39.74		40.37		
15	076256332	MARTINEZ RODRIGUEZ Mª DOLORES	1979	EXTREMA	50	35.23	100	1:14.64	150	1:55.01	200	2:34.88	18,0	2:34.88
						35.23		39.41		40.37		39.87		
16	072689698	ORZAIZ IBARRA LEIRE	1988	NAVARRA	50	35.73	100	1:14.08	150	1:54.64	200	2:35.35	17,0	2:35.35
						35.73		38.35		40.56		40.71		
17	009208145	LOPEZ DE LOS SANTOS BEATRIZ	1989	EXTREMA	50	35.50	100	1:14.48	150	1:55.02	200	2:36.19	16,0	2:36.19
						35.50		38.98		40.54		41.17		
18	072078417	VEGA RODRIGUEZ CLARA	1989	CANTABR	50	37.15	100	1:16.80	150	1:57.27	200	2:36.81	15,0	2:36.81
						37.15		39.65		40.47		39.54		
19	043158253	VIDAL PALMER IRENE	1989	BALEARE	50	37.04	100	1:17.34	150	1:58.31	200	2:38.27	14,0	2:38.27
						37.04		40.30		40.97		39.96		
20	003917352	ORTEGA DE MIGUEL MARIA	1989	CMANCHA	50	37.61	100	1:18.19	150	1:59.47	200	2:40.35	13,0	2:40.35
						37.61		40.58		41.28		40.88		
21	072700301	FERNANDEZ DE CELIS AMAYA	1987	NAVARRA	50	36.68	100	1:17.11	150	1:58.84	200	2:40.67	12,0	2:40.67
						36.68		40.43		41.73		41.83		
22	016611538	CUBILLOS AUSIN ELENA	1985	LRIOJA	50	40.31	100	1:22.65	150	2:05.83	200	2:48.20	11,0	2:48.20
						40.31		42.34		43.18		42.37		
23	071033457	PEREZ CASTELLANOS SANDRA	1991	LRIOJA	50	39.72	100	1:22.90	150	2:07.93	200	2:49.93	10,0	2:49.93
						39.72		43.18		45.03		42.00		
	048520545	CALDERON FRUCTUOSO CARMEN	1987	MURCIA									0,0	DES

RT: RETIRADO DES: DESCALIFICADO MMN: M.M. Nac. (Para Edades)  
 NP: NO PRESENTADO BAJ: BAJA





RESULTADOS

30 - 200 m. ESPALDA MASCULINO



**XX CAMPEONATO DE ESPAÑA POR COMUNIDADES AUTONOMAS, 30.04 AL 02.05.04**

LEON

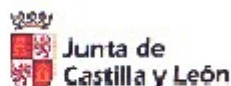
Datos técnicos: Piscina de 25 m., Cronometraje Electrónico

02/05/2004

R.E.:		1:52.51	MARTIN LOPEZ-ZUBERO PURCELL			GAINESVILLE			11/04/1991	
RK	Licencia	Nombre	Año	Fed. Territo	50	100	150	200	Pts.	Resultado
1	043116082	COSTA SCHMID VALENTIN	1981	BALEARE	30.53 30.53	1:02.75 32.22	1:34.18 31.43	2:04.43 30.25	35,0	2:04.43
2	020483759	BOTELLA ARJONA BORJA	1987	CSTLEON	30.31 30.31	1:01.86 31.55	1:33.82 31.96	2:05.51 31.69	32,0	2:05.51
3	044589340	WUCHERPFENNIG SIMON ALFONSO	1984	MADRILE	29.93 29.93	1:02.58 32.65	1:34.69 32.11	2:06.26 31.57	30,0	2:06.26
4	046919670	MARTINEZ RODRIGUEZ JAVIER	1982	GALICIA	30.50 30.50	1:03.02 32.52	1:35.49 32.47	2:06.38 30.89	29,0	2:06.38
5	003692312	PRUDENCIO OLIVA C. MAURICIO	1980	CSTLEON	29.48 29.48	1:01.98 32.50	1:34.79 32.81	2:06.84 32.05	28,0	2:06.84
6	053547221	GARCIA RAPADO DIEGO	1985	ASTURIA	30.15 30.15	1:01.93 31.78	1:34.20 32.27	2:06.86 32.66	27,0	2:06.86
7	015397906	IRIONDO ANACABE MIKEL	1979	PSVASCO	28.94 28.94	1:01.08 32.14	1:34.48 33.40	2:07.54 33.06	26,0	2:07.54
8	034988568	TORO VARELA DANIEL	1984	GALICIA	30.09 30.09	1:02.68 32.59	1:35.37 32.69	2:07.72 32.35	25,0	2:07.72
9	016604983	BARRIO DIAZ DANIEL	1982	LRIOJA	30.25 30.25	1:02.14 31.89	1:34.89 32.75	2:08.21 33.32	24,0	2:08.21
10	003908108	DE DIOS LASA MOISES	1986	CMANCHA	31.37 31.37	1:04.68 33.31	1:37.61 32.93	2:10.57 32.96	23,0	2:10.57
11	071768657	MOREIRA GONZALEZ DAVID	1984	ASTURIA	30.48 30.48	1:03.63 33.15	1:37.31 33.68	2:10.77 33.46	22,0	2:10.77
12	072733335	UZKIANO OGUETA DIEGO	1983	PSVASCO	30.00 30.00	1:03.07 33.07	1:36.60 33.53	2:10.82 34.22	21,0	2:10.82
13	044587164	LOPEZ RUIZ VICTOR	1984	CMANCHA	31.45 31.45	1:04.66 33.21	1:38.94 34.28	2:14.08 35.14	20,0	2:14.08
14	052982819	RODRIGUEZ MANGAS JUAN ANTONIO	1979	MADRILE	31.09 31.09	1:05.15 34.06	1:38.91 33.76	2:14.12 35.21	19,0	2:14.12
15	043131159	VARELA OURO JAVIER	1984	BALEARE	30.86 30.86	1:04.78 33.92	1:40.07 35.29	2:15.01 34.94	18,0	2:15.01
16	014000025	MANCEBON GIL JORGE	1988	LRIOJA	31.01 31.01	1:05.17 34.16	1:40.67 35.50	2:15.91 35.24	17,0	2:15.91
17	023055180	DIAZ SANCHEZ ALBERTO	1987	MURCIA	32.37 32.37	1:06.47 34.10	1:41.28 34.81	2:15.98 34.70	16,0	2:15.98
18	072708175	OLIVER ROLDAN DAVID	1987	NAVARRA	32.14 32.14	1:06.48 34.34	1:41.70 35.22	2:16.21 34.51	15,0	2:16.21
19	023049974	GARCIA MARTINEZ RAUL	1986	MURCIA	32.68 32.68	1:06.89 34.21	1:41.86 34.97	2:16.51 34.65	14,0	2:16.51
20	072080133	CIFRIAN CASADO GUILLERMO	1988	CANTABR	31.41 31.41	1:05.60 34.19	1:41.91 36.31	2:17.04 35.13	13,0	2:17.04
21	045308651	LOPEZ MORATA JOSE ANTONIO	1988	MELILLA	32.15 32.15	1:07.07 34.92	1:43.01 35.94	2:17.45 34.44	12,0	2:17.45
22	076037511	DE LA MORENA AGUIRRE MANUEL	1984	EXTREMA	32.56 32.56	1:08.92 36.36	1:44.11 35.19	2:17.90 33.79	11,0	2:17.90
23	008874499	ROSADO GIL JOSE ALBERTO	1980	EXTREMA	32.32 32.32	1:07.28 34.96	1:42.41 35.13	2:18.57 36.16	10,0	2:18.57
24	072692076	CELORRIO RETA MIKEL	1988	NAVARRA	32.38 32.38	1:07.69 35.31	1:43.57 35.88	2:19.31 35.74	9,0	2:19.31

RT: RETIRADO      DES: DESCALIFICADO      MMN: M.M. Nac. (Para Edades)  
 NP: NO PRESENTADO      BAJ: BAJA

MSL SW.RESULTADOS\_PRUEBA.30-2 Información correcta a 10:27:21 02/05/2004  
 SPORTEC Sistemas de Información, MSL Software - www.msl.es





XX CAMPEONATO DE ESPAÑA POR COMUNIDADES AUTONOMAS, 30.04 AL 02.05.04

LEON

Datos técnicos: Piscina de 25 m., Cronometraje Electrónico

02/05/2004

R.E.:	1:52.51	MARTIN LOPEZ-ZUBERO PURCELL	GAINESVILLE	11/04/1991										
RK	Licencia	Nombre	Año	Fed. Territo					Pts.	Resultado				
25	072146674	APARICIO MATIA MARIO	1988	CANTABR	50	33.66	100	1:11.12	150	1:52.00	200	2:32.12	8,0	2:32.12
						33.66		37.46		40.88		40.12		

RT: RETIRADO      DES: DESCALIFICADO      MMN: M.M. Nac. (Para Edades)  
 NP: NO PRESENTADO      BAJ: BAJA

MSL SW.RESULTADOS\_PRUEBA.30-2 Información correcta a 10:27:21 02/05/2004  
 SPORTEC Sistemas de Información, MSL Software - www.msl.es





RESULTADOS

31 - 400 m. LIBRE FEMENINO



XX CAMPEONATO DE ESPAÑA POR COMUNIDADES AUTONOMAS, 30.04 AL 02.05.04

LEON

Datos técnicos: Piscina de 25 m., Cronometraje Electrónico

02/05/2004

R.E.:	4:05.00	CABALLERO AYASSE MELISSA	DUBLIN	13/12/2003
RK	Licencia	Nombre	Año Fed. Territo	Pts. Resultado
1	009202184	CASILLAS RAMOS ALICIA	1987 EXTREMA	35,0
	50	30.63 <sup>1</sup> 1:03.44 <sup>1</sup> 1:36.78 <sup>1</sup> 2:10.22 <sup>1</sup> 2:44.01 <sup>1</sup> 3:17.80 <sup>1</sup> 3:52.08 <sup>1</sup> 4:24.82 <sup>1</sup>		4:24.82
		30.63 <sup>1</sup> 32.81 <sup>1</sup> 33.34 <sup>1</sup> 33.44 <sup>1</sup> 33.79 <sup>1</sup> 33.79 <sup>1</sup> 34.28 <sup>1</sup> 32.74 <sup>1</sup>		
2	044079192	CARBALLIDO ROMERO ANA	1987 GALICIA	32,0
	50	31.65 <sup>1</sup> 1:05.51 <sup>1</sup> 1:39.60 <sup>1</sup> 2:13.74 <sup>1</sup> 2:47.61 <sup>1</sup> 3:21.47 <sup>1</sup> 3:55.25 <sup>1</sup> 4:27.61 <sup>1</sup>		4:27.61
		31.65 <sup>1</sup> 33.86 <sup>1</sup> 34.09 <sup>1</sup> 34.14 <sup>1</sup> 33.87 <sup>1</sup> 33.86 <sup>1</sup> 33.78 <sup>1</sup> 32.36 <sup>1</sup>		
3	043150298	PLANAS DE LA CRUZ TERESA	1987 BALEARE	30,0
	50	31.59 <sup>1</sup> 1:05.36 <sup>1</sup> 1:39.63 <sup>1</sup> 2:13.59 <sup>1</sup> 2:47.19 <sup>1</sup> 3:21.13 <sup>1</sup> 3:54.99 <sup>1</sup> 4:27.67 <sup>1</sup>		4:27.67
		31.59 <sup>1</sup> 33.77 <sup>1</sup> 34.27 <sup>1</sup> 33.96 <sup>1</sup> 33.60 <sup>1</sup> 33.94 <sup>1</sup> 33.86 <sup>1</sup> 32.68 <sup>1</sup>		
4	009336936	GONZALEZ ARRANZ SILVIA	1979 CSTLEON	29,0
	50	31.16 <sup>1</sup> 1:04.34 <sup>1</sup> 1:38.08 <sup>1</sup> 2:12.15 <sup>1</sup> 2:46.55 <sup>1</sup> 3:21.04 <sup>1</sup> 3:55.17 <sup>1</sup> 4:28.11 <sup>1</sup>		4:28.11
		31.16 <sup>1</sup> 33.18 <sup>1</sup> 33.74 <sup>1</sup> 34.07 <sup>1</sup> 34.40 <sup>1</sup> 34.49 <sup>1</sup> 34.13 <sup>1</sup> 32.94 <sup>1</sup>		
5	023045572	DOMINGUEZ CABEZAS MARGARITA	1987 MURCIA	28,0
	50	31.88 <sup>1</sup> 1:05.34 <sup>1</sup> 1:39.34 <sup>1</sup> 2:13.44 <sup>1</sup> 2:46.71 <sup>1</sup> 3:20.94 <sup>1</sup> 3:55.43 <sup>1</sup> 4:29.15 <sup>1</sup>		4:29.15
		31.88 <sup>1</sup> 33.46 <sup>1</sup> 34.00 <sup>1</sup> 34.10 <sup>1</sup> 33.27 <sup>1</sup> 34.23 <sup>1</sup> 34.49 <sup>1</sup> 33.72 <sup>1</sup>		
6	050977129	NUÑEZ ALVAREZ IRIS	1988 MADRILE	27,0
	50	31.24 <sup>1</sup> 1:05.01 <sup>1</sup> 1:38.84 <sup>1</sup> 2:12.96 <sup>1</sup> 2:47.37 <sup>1</sup> 3:21.81 <sup>1</sup> 3:56.06 <sup>1</sup> 4:29.50 <sup>1</sup>		4:29.50
		31.24 <sup>1</sup> 33.77 <sup>1</sup> 33.83 <sup>1</sup> 34.12 <sup>1</sup> 34.41 <sup>1</sup> 34.44 <sup>1</sup> 34.25 <sup>1</sup> 33.44 <sup>1</sup>		
7	053536986	MATILLA ALVAREZ INMACULADA	1987 ASTURIA	26,0
	50	31.99 <sup>1</sup> 1:05.86 <sup>1</sup> 1:39.87 <sup>1</sup> 2:14.21 <sup>1</sup> 2:48.32 <sup>1</sup> 3:22.73 <sup>1</sup> 3:57.36 <sup>1</sup> 4:30.41 <sup>1</sup>		4:30.41
		31.99 <sup>1</sup> 33.87 <sup>1</sup> 34.01 <sup>1</sup> 34.34 <sup>1</sup> 34.11 <sup>1</sup> 34.41 <sup>1</sup> 34.63 <sup>1</sup> 33.05 <sup>1</sup>		
8	044560288	GORBEA LORENZO ILUNE	1986 PSVASCO	25,0
	50	30.52 <sup>1</sup> 1:04.06 <sup>1</sup> 1:38.22 <sup>1</sup> 2:12.50 <sup>1</sup> 2:47.07 <sup>1</sup> 3:22.04 <sup>1</sup> 3:57.35 <sup>1</sup> 4:30.92 <sup>1</sup>		4:30.92
		30.52 <sup>1</sup> 33.54 <sup>1</sup> 34.16 <sup>1</sup> 34.28 <sup>1</sup> 34.57 <sup>1</sup> 34.97 <sup>1</sup> 35.31 <sup>1</sup> 33.57 <sup>1</sup>		
9	047351823	MURADAS BUCETA LARA	1985 GALICIA	24,0
	50	31.85 <sup>1</sup> 1:06.16 <sup>1</sup> 1:40.46 <sup>1</sup> 2:14.82 <sup>1</sup> 2:48.67 <sup>1</sup> 3:22.89 <sup>1</sup> 3:57.41 <sup>1</sup> 4:31.15 <sup>1</sup>		4:31.15
		31.85 <sup>1</sup> 34.31 <sup>1</sup> 34.30 <sup>1</sup> 34.36 <sup>1</sup> 33.85 <sup>1</sup> 34.22 <sup>1</sup> 34.52 <sup>1</sup> 33.74 <sup>1</sup>		
10	053391463	ALVAREZ ARENAS CARMEN	1985 MADRILE	23,0
	50	31.21 <sup>1</sup> 1:04.62 <sup>1</sup> 1:38.49 <sup>1</sup> 2:12.66 <sup>1</sup> 2:46.95 <sup>1</sup> 3:21.42 <sup>1</sup> 3:56.71 <sup>1</sup> 4:31.36 <sup>1</sup>		4:31.36
		31.21 <sup>1</sup> 33.41 <sup>1</sup> 33.87 <sup>1</sup> 34.17 <sup>1</sup> 34.29 <sup>1</sup> 34.47 <sup>1</sup> 35.29 <sup>1</sup> 34.65 <sup>1</sup>		
11	071160875	MARTINEZ DUBLA IRMA	1986 CSTLEON	22,0
	50	31.54 <sup>1</sup> 1:05.22 <sup>1</sup> 1:39.60 <sup>1</sup> 2:14.38 <sup>1</sup> 2:49.51 <sup>1</sup> 3:25.12 <sup>1</sup> 4:01.14 <sup>1</sup> 4:35.21 <sup>1</sup>		4:35.21
		31.54 <sup>1</sup> 33.68 <sup>1</sup> 34.38 <sup>1</sup> 34.78 <sup>1</sup> 35.13 <sup>1</sup> 35.61 <sup>1</sup> 36.02 <sup>1</sup> 34.07 <sup>1</sup>		
12	052591937	GOMEZ ALBAREDA MIREIA	1980 ASTURIA	21,0
	50	31.89 <sup>1</sup> 1:06.05 <sup>1</sup> 1:40.43 <sup>1</sup> 2:15.12 <sup>1</sup> 2:49.75 <sup>1</sup> 3:24.74 <sup>1</sup> 4:00.38 <sup>1</sup> 4:35.73 <sup>1</sup>		4:35.73
		31.89 <sup>1</sup> 34.16 <sup>1</sup> 34.38 <sup>1</sup> 34.69 <sup>1</sup> 34.63 <sup>1</sup> 34.99 <sup>1</sup> 35.64 <sup>1</sup> 35.35 <sup>1</sup>		
13	048883501	ORTIN MARTINEZ ZAIRA	1988 MURCIA	20,0
	50	32.55 <sup>1</sup> 1:07.31 <sup>1</sup> 1:42.74 <sup>1</sup> 2:18.27 <sup>1</sup> 2:53.96 <sup>1</sup> 3:29.99 <sup>1</sup> 4:05.90 <sup>1</sup> 4:40.79 <sup>1</sup>		4:40.79
		32.55 <sup>1</sup> 34.76 <sup>1</sup> 35.43 <sup>1</sup> 35.53 <sup>1</sup> 35.69 <sup>1</sup> 36.03 <sup>1</sup> 35.91 <sup>1</sup> 34.89 <sup>1</sup>		
14	045676890	BARRIOS ALICANTE NAGORE	1986 PSVASCO	19,0
	50	33.06 <sup>1</sup> 1:08.02 <sup>1</sup> 1:43.56 <sup>1</sup> 2:19.33 <sup>1</sup> 2:55.15 <sup>1</sup> 3:31.56 <sup>1</sup> 4:07.82 <sup>1</sup> 4:43.54 <sup>1</sup>		4:43.54
		33.06 <sup>1</sup> 34.96 <sup>1</sup> 35.54 <sup>1</sup> 35.77 <sup>1</sup> 35.82 <sup>1</sup> 36.41 <sup>1</sup> 36.26 <sup>1</sup> 35.72 <sup>1</sup>		
15	044613058	FRANCO VILLANUEVA UXUE	1987 NAVARRA	18,0
	50	32.74 <sup>1</sup> 1:08.13 <sup>1</sup> 1:44.38 <sup>1</sup> 2:21.07 <sup>1</sup> 2:58.12 <sup>1</sup> 3:35.64 <sup>1</sup> 4:12.77 <sup>1</sup> 4:48.94 <sup>1</sup>		4:48.94
		32.74 <sup>1</sup> 35.39 <sup>1</sup> 36.25 <sup>1</sup> 36.69 <sup>1</sup> 37.05 <sup>1</sup> 37.52 <sup>1</sup> 37.13 <sup>1</sup> 36.17 <sup>1</sup>		

RT: RETIRADO DES: DESCALIFICADO MMN: M.M. Nac. (Para Edades)  
 NP: NO PRESENTADO BAJ: BAJA

MSL SW.RESULTADOS\_PRUEBA.31-4 Información correcta a 10:45:42 02/05/2004  
 SPORTEC Sistemas de Información, MSL Software - www.msl.es





RESULTADOS

31 - 400 m. LIBRE FEMENINO



XX CAMPEONATO DE ESPAÑA POR COMUNIDADES AUTONOMAS, 30.04 AL 02.05.04

LEON

Datos técnicos: Piscina de 25 m., Cronometraje Electrónico

02/05/2004

RK	Licencia	Nombre	Año	Fed. Territo	Pts.	Resultado
R.E.: 4:05.00 CABALLERO AYASSE MELISSA DUBLIN 13/12/2003						
16	072141882	CORRALES GONZALVEZ ALEXANDRA	1987	CANTABR	17,0	
50	31.76	100 1:06.27	150 1:42.13	200 2:18.90	250 2:56.85	300 3:35.01
	31.76	34.51	35.86	36.77	37.95	38.16
					350 4:13.40	400 4:50.12
					38.39	36.72
17	043170598	ROSSELLO PORTILLO INES	1989	BALEARE	16,0	
50	32.11	100 1:07.29	150 1:43.78	200 2:21.01	250 2:58.26	300 3:35.83
	32.11	35.18	36.49	37.23	37.25	37.57
					350 4:13.36	400 4:50.30
					37.53	36.94
18	005697961	FERNANDEZ GONZALEZ INMA	1989	CMANCHA	15,0	
50	33.41	100 1:09.48	150 1:46.64	200 2:24.92	250 3:03.20	300 3:41.60
	33.41	36.07	37.16	38.28	38.28	38.40
					350 4:19.56	400 4:56.36
					37.96	36.80
19	005697960	FERNANDEZ GONZALEZ IRENE	1991	CMANCHA	14,0	
50	34.19	100 1:11.19	150 1:48.76	200 2:26.72	250 3:04.90	300 3:43.05
	34.19	37.00	37.57	37.96	38.18	38.15
					350 4:21.06	400 4:57.90
					38.01	36.84
20	080063677	PAJUELO MARTIN MONICA	1988	EXTREMA	13,0	
50	34.49	100 1:11.86	150 1:50.35	200 2:29.31	250 3:08.37	300 3:47.95
	34.49	37.37	38.49	38.96	39.06	39.58
					350 4:26.81	400 5:03.59
					38.86	36.78
21	072816544	ERRO ESTREMADO SILVIA	1989	NAVARRA	12,0	
50	34.09	100 1:11.29	150 1:49.14	200 2:27.39	250 3:06.25	300 3:45.43
	34.09	37.20	37.85	38.25	38.86	39.18
					350 4:25.16	400 5:03.85
					39.73	38.69
22	016618944	LOPERENA MARIN ELENA	1991	LRIOJA	11,0	
50	34.37	100 1:11.21	150 1:49.81	200 2:28.86	250 3:08.22	300 3:48.00
	34.37	36.84	38.60	39.05	39.36	39.78
					350 4:26.91	400 5:04.42
					38.91	37.51

RT: RETIRADO DES: DESCALIFICADO MMN: M.M. Nac. (Para Edades)  
 NP: NO PRESENTADO BAJ: BAJA

MSL SW.RESULTADOS\_PRUEBA.31-4 Información correcta a 10:45:42 02/05/2004  
 SPORTEC Sistemas de Información, MSL Software - www.msl.es





RESULTADOS

32 - 400 m. LIBRE MASCULINO



XX CAMPEONATO DE ESPAÑA POR COMUNIDADES AUTONOMAS, 30.04 AL 02.05.04

LEON

Datos técnicos: Piscina de 25 m., Cronometraje Electrónico

02/05/2004

R.E.:	3:46.95	NUÑEZ MOLANO JAVIER	SABADELL	22/12/2002													
RK	Licencia	Nombre	Año Fed. Territo	Pts.	Resultado												
1	012413731	DOMINGUEZ VIÑAS ROBERTO	1983 CSTLEON	35,0													
	50	27.95	100	57.86	150	1:27.87	200	1:58.20	250	2:28.37	300	2:58.57	350	3:28.21	400	3:57.97	3:57.97
		27.95		29.91		30.01		30.33		30.17		30.20		29.64		29.76	
2	071015402	GARCIA PASTOR ALVARO	1982 CSTLEON	32,0													
	50	28.25	100	58.38	150	1:29.13	200	2:00.58	250	2:31.29	300	3:01.01	350	3:31.22	400	4:02.72	4:02.72
		28.25		30.13		30.75		31.45		30.71		29.72		30.21		31.50	
3	002661638	MOLINA JAREÑO DANIEL	1984 MADRILE	30,0													
	50	28.26	100	58.22	150	1:28.71	200	1:59.31	250	2:30.53	300	3:02.13	350	3:33.39	400	4:03.10	4:03.10
		28.26		29.96		30.49		30.60		31.22		31.60		31.26		29.71	
4	043142623	PAYERAS BIAYNA MIGUEL	1987 BALEARE	29,0													
	50	29.29	100	1:00.26	150	1:31.81	200	2:04.00	250	2:34.05	300	3:04.36	350	3:35.00	400	4:03.29	4:03.29
		29.29		30.97		31.55		32.19		30.05		30.31		30.64		28.29	
5	053547119	CASTELLANOS RODRIGUEZ SAUL	1986 ASTURIA	28,0													
	50	29.05	100	1:00.20	150	1:31.34	200	2:02.42	250	2:33.75	300	3:05.52	350	3:37.18	400	4:05.77	4:05.77
		29.05		31.15		31.14		31.08		31.33		31.77		31.66		28.59	
6	072401248	DIAZ MERCADO ZIGOR	1984 PSVASCO	27,0													
	50	29.55	100	1:00.64	150	1:32.30	200	2:03.77	250	2:34.79	300	3:06.11	350	3:37.58	400	4:07.52	4:07.52
		29.55		31.09		31.66		31.47		31.02		31.32		31.47		29.94	
7	043132427	MARTORELL BIBILONI JAIME	1985 BALEARE	26,0													
	50	28.63	100	59.81	150	1:31.73	200	2:03.42	250	2:34.23	300	3:05.67	350	3:37.44	400	4:08.28	4:08.28
		28.63		31.18		31.92		31.69		30.81		31.44		31.77		30.84	
8	006264803	GOMEZ BARRILERO ANGEL C.	1984 CMANCHA	25,0													
	50	29.31	100	1:00.86	150	1:32.19	200	2:03.49	250	2:34.83	300	3:06.06	350	3:37.40	400	4:08.54	4:08.54
		29.31		31.55		31.33		31.30		31.34		31.23		31.34		31.14	
9	047080120	GARCÍA GASCÓN JUAN CARLOS	1984 CMANCHA	24,0													
	50	29.62	100	1:01.24	150	1:32.44	200	2:03.73	250	2:34.46	300	3:06.90	350	3:38.55	400	4:08.91	4:08.91
		29.62		31.62		31.20		31.29		30.73		32.44		31.65		30.36	
10	004842646	NOGUEIRA MONTERO DIEGO	1984 MADRILE	23,0													
	50	28.78	100	59.58	150	1:30.83	200	2:02.39	250	2:34.14	300	3:06.17	350	3:38.37	400	4:09.75	4:09.75
		28.78		30.80		31.25		31.56		31.75		32.03		32.20		31.38	
11	044409197	FLORES GRANADO MARCIAL	1987 EXTREMA	22,0													
	50	29.62	100	1:01.19	150	1:32.79	200	2:04.80	250	2:36.45	300	3:08.44	350	3:39.90	400	4:10.81	4:10.81
		29.62		31.57		31.60		32.01		31.65		31.99		31.46		30.91	
12	071770394	FERNANDEZ PEREIRA ALBERTO	1986 ASTURIA	21,0													
	50	28.83	100	1:00.26	150	1:31.70	200	2:03.52	250	2:35.37	300	3:07.60	350	3:39.83	400	4:11.41	4:11.41
		28.83		31.43		31.44		31.82		31.85		32.23		32.23		31.58	
13	007505751	PAVON GUTIERREZ EUGENIO	1986 GALICIA	20,0													
	50	29.58	100	1:01.18	150	1:33.43	200	2:05.84	250	2:38.56	300	3:10.90	350	3:43.22	400	4:14.67	4:14.67
		29.58		31.60		32.25		32.41		32.72		32.34		32.32		31.45	
14	072405322	RIPA ALMENA GORKA	1987 PSVASCO	19,0													
	50	29.68	100	1:01.56	150	1:33.76	200	2:06.11	250	2:38.62	300	3:11.02	350	3:43.49	400	4:15.56	4:15.56
		29.68		31.88		32.20		32.35		32.51		32.40		32.47		32.07	
15	034996822	JUSTO QUINTAIROS FRANCISCO	1982 GALICIA	18,0													
	50	28.96	100	1:00.15	150	1:31.58	200	2:03.55	250	2:35.51	300	3:08.50	350	3:42.12	400	4:15.70	4:15.70
		28.96		31.19		31.43		31.97		31.96		32.99		33.62		33.58	

RT: RETIRADO DES: DESCALIFICADO MMN: M.M. Nac. (Para Edades)  
 NP: NO PRESENTADO BAJ: BAJA

MSL SW.RESULTADOS\_PRUEBA.32-4 Información correcta a 11:06:55 02/05/2004  
 SPORTEC Sistemas de Información, MSL Software - www.msl.es





RESULTADOS

32 - 400 m. LIBRE MASCULINO



XX CAMPEONATO DE ESPAÑA POR COMUNIDADES AUTONOMAS, 30.04 AL 02.05.04

LEON

Datos técnicos: Piscina de 25 m., Cronometraje Electrónico

02/05/2004

RK	Licencia	Nombre	Año	Fed. Territo	Pts.	Resultado											
R.E.: 3:46.95 NUÑEZ MOLANO JAVIER SABADELL 22/12/2002																	
16	023048108	ANDRES GRAU FRANCISCO	1986	MURCIA	17,0												
	50	29.83	100	1:02.03	150	1:34.47	200	2:07.50	250	2:40.26	300	3:13.49	350	3:46.99	400	4:19.54	4:19.54
		29.83		32.20		32.44		33.03		32.76		33.23		33.50		32.55	
17	016605213	TORROBA AGUILLO GONZALO	1982	LRIOJA	16,0												
	50	29.56	100	1:02.23	150	1:35.03	200	2:08.27	250	2:41.47	300	3:15.23	350	3:49.05	400	4:20.93	4:20.93
		29.56		32.67		32.80		33.24		33.20		33.76		33.82		31.88	
18	023057438	GOMEZ FUSTER SERGIO	1989	MURCIA	15,0												
	50	29.88	100	1:02.27	150	1:34.73	200	2:08.00	250	2:41.03	300	3:14.67	350	3:49.21	400	4:22.10	4:22.10
		29.88		32.39		32.46		33.27		33.03		33.64		34.54		32.89	
19	072807589	ALONSO DEL VALLE PABLO	1986	NAVARRA	14,0												
	50	29.25	100	1:03.05	150	1:36.93	200	2:11.01	250	2:45.52	300	3:19.96	350	3:53.83	400	4:27.22	4:27.22
		29.25		33.80		33.88		34.08		34.51		34.44		33.87		33.39	
20	072807584	SANCHEZ ARRAIZA IÑAKI	1987	NAVARRA	13,0												
	50	30.00	100	1:01.89	150	1:34.55	200	2:09.23	250	2:43.65	300	3:19.52	350	3:54.53	400	4:29.14	4:29.14
		30.00		31.89		32.66		34.68		34.42		35.87		35.01		34.61	
21	044408584	CASTELLANO JIMENEZ RAFAEL A.	1978	EXTREMA	12,0												
	50	30.68	100	1:02.81	150	1:35.35	200	2:09.17	250	2:43.61	300	3:19.10	350	3:56.21	400	4:30.93	4:30.93
		30.68		32.13		32.54		33.82		34.44		35.49		37.11		34.72	
22	072065713	MARTINEZ RIVAS RUBEN	1987	CANTABR	11,0												
	50	29.91	100	1:02.18	150	1:36.18	200	2:10.82	250	2:45.93	300	3:21.56	350	3:57.10	400	4:31.13	4:31.13
		29.91		32.27		34.00		34.64		35.11		35.63		35.54		34.03	
23	072132855	RIEGO LOPEZ ANTONIO	1986	CANTABR	10,0												
	50	30.28	100	1:04.01	150	1:38.33	200	2:13.92	250	2:49.27	300	3:24.98	350	3:59.86	400	4:31.74	4:31.74
		30.28		33.73		34.32		35.59		35.35		35.71		34.88		31.88	
24	045301660	BELTRAN GARCIA DAVID	1990	MELILLA	9,0												
	50	30.62	100	1:05.50	150	1:41.68	200	2:18.00	250	2:54.85	300	3:31.72	350	4:08.37	400	4:43.84	4:43.84
		30.62		34.88		36.18		36.32		36.85		36.87		36.65		35.47	
25	016609399	SANTANA SAENZ FERNANDO	1983	LRIOJA	8,0												
	50	30.83	100	1:06.15	150	1:42.87	200	2:20.24	250	2:57.89	300	3:35.54	350	4:13.01	400	4:47.48	4:47.48
		30.83		35.32		36.72		37.37		37.65		37.65		37.47		34.47	

RT: RETIRADO DES: DESCALIFICADO MMN: M.M. Nac. (Para Edades)  
 NP: NO PRESENTADO BAJ: BAJA

MSL SW.RESULTADOS\_PRUEBA.32-4 Información correcta a 11:06:55 02/05/2004  
 SPORTEC Sistemas de Información, MSL Software - www.msl.es





RESULTADOS

33 - 200 m. ESTILOS FEMENINO



XX CAMPEONATO DE ESPAÑA POR COMUNIDADES AUTONOMAS, 30.04 AL 02.05.04

Datos técnicos: Piscina de 25 m., Cronometraje Electrónico

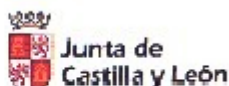
LEON

02/05/2004

R.E.:		2:12.46	ROUBA BIENIARZ TATIANA				SABADELL				19/12/2002			
RK	Licencia	Nombre	Año	Fed. Territo	50	100	150	200	250	300	Pts.	Resultado		
1	050875678	ZAMORA SOTO IRENE	1982	MADRILE	30.80	1:07.88	1:48.68	2:21.06	30.80	37.08	40.80	32.38	35,0	2:21.06
2	044078215	CARBALLIDO ROMERO PAULA	1979	GALICIA	30.53	1:06.84	1:48.34	2:21.52	30.53	36.31	41.50	33.18	32,0	2:21.52
3	071520677	FELIZ GARCIA NOEMI	1988	CSTLEON	31.49	1:08.89	1:50.66	2:24.35	31.49	37.40	41.77	33.69	30,0	2:24.35
4	043152678	PEREZ BAUMANN ISABEL	1986	BALEARE	31.63	1:08.78	1:49.77	2:26.19	31.63	37.15	40.99	36.42	29,0	2:26.19
5	007985011	PRIETO RODRIGUEZ ALEJANDRA	1987	CSTLEON	31.00	1:09.08	1:53.69	2:27.52	31.00	38.08	44.61	33.83	28,0	2:27.52
6	043157626	BARRES BISQUERRA BEGOÑA	1986	BALEARE	33.11	1:11.65	1:54.36	2:27.70	33.11	38.54	42.71	33.34	27,0	2:27.70
7	053553225	FERNANDEZ RODRIGUEZ LAURA	1989	ASTURIA	32.24	1:09.73	1:54.73	2:28.35	32.24	37.49	45.00	33.62	26,0	2:28.35
8	050987150	BARBA VAZQUEZ MARIA	1989	MADRILE	32.53	1:11.00	1:55.08	2:28.81	32.53	38.47	44.08	33.73	25,0	2:28.81
9	044684338	ARMENTIA ARRONIZ ITZIAR	1983	PSVASCO	32.23	1:12.92	1:53.71	2:29.58	32.23	40.69	40.79	35.87	24,0	2:29.58
10	023048112	DIAZ GARCIA CAROLINA	1989	MURCIA	32.29	1:12.14	1:57.08	2:30.25	32.29	39.85	44.94	33.17	23,0	2:30.25
11	048610267	NOGUERA VIVANCOS MARIA	1988	MURCIA	33.66	1:12.65	1:56.23	2:30.50	33.66	38.99	43.58	34.27	22,0	2:30.50
12	044560017	GARCIA GARCIA ITZIAR	1987	PSVASCO	33.31	1:11.51	1:56.63	2:30.94	33.31	38.20	45.12	34.31	21,0	2:30.94
13	047368089	CURROS MATA NOELIA	1987	GALICIA	32.68	1:11.88	1:55.60	2:31.43	32.68	39.20	43.72	35.83	20,0	2:31.43
14	072405146	GENDIVE MARTIN NEREA	1988	NAVARRA	32.97	1:13.21	1:59.20	2:34.70	32.97	40.24	45.99	35.50	19,0	2:34.70
15	072078417	VEGA RODRIGUEZ CLARA	1989	CANTABR	33.95	1:14.60	2:01.19	2:36.20	33.95	40.65	46.59	35.01	18,0	2:36.20
16	005704670	GARCIA-PARDO MENCHERO Mª PILAR	1990	CMANCHA	34.58	1:14.58	1:59.79	2:36.67	34.58	40.00	45.21	36.88	17,0	2:36.67
17	034776366	MARTIN PEREZ MARIA PIEDAD	1982	EXTREMA	33.29	1:14.68	2:00.03	2:37.57	33.29	41.39	45.35	37.54	16,0	2:37.57
18	072405145	GENDIVE MARTIN MARIAN	1990	NAVARRA	34.93	1:14.47	2:01.54	2:37.72	34.93	39.54	47.07	36.18	15,0	2:37.72
19	003113655	VALERO BLANCO CRISTINA	1982	CMANCHA	35.02	1:15.75	2:02.27	2:38.13	35.02	40.73	46.52	35.86	14,0	2:38.13
20	072069179	PINEY ALLALDE MARTA	1987	CANTABR	33.26	1:14.08	2:01.98	2:38.37	33.26	40.82	47.90	36.39	13,0	2:38.37
21	028966621	PASCUAL MORENO PATRICIA	1989	EXTREMA	34.46	1:14.96	2:03.42	2:40.53	34.46	40.50	48.46	37.11	12,0	2:40.53
22	014000039	MARRODAN LAZARO MARIA	1990	LRIOJA	36.59	1:24.24	2:09.44	2:50.60	36.59	47.65	45.20	41.16	11,0	2:50.60
	072145318	GARCIA TRUEBA EMMA	1986	ASTURIA									0,0	DES
	045301925	MARTINEZ SANCHO-MIÑANO PILAR	1990	MELILLA									0,0	DES

RT: RETIRADO DES: DESCALIFICADO MMN: M.M. Nac. (Para Edades)  
 NP: NO PRESENTADO BAJ: BAJA

MSL SW.RESULTADOS\_PRUEBA.33-2 Información correcta a 11:20:01 02/05/2004  
 SPORTEC Sistemas de Información, MSL Software - www.msl.es







RESULTADOS

34 - 200 m. ESTILOS MASCULINO



XX CAMPEONATO DE ESPAÑA POR COMUNIDADES AUTONOMAS, 30.04 AL 02.05.04

LEON

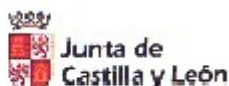
Datos técnicos: Piscina de 25 m., Cronometraje Electrónico

02/05/2004

R.E.:		1:58.17	CABELLO FORNS BRENTON				GIJON				19/12/2001			
RK	Licencia	Nombre	Año	Fed. Territo	50	100	150	200	250	300	Pts.	Resultado		
1	020483759	BOTELLA ARJONA BORJA	1987	CSTLEON	28.48	1:00.41	1:37.39	2:07.35	28.48	31.93	36.98	29.96	35,0	2:07.35
2	047025152	BAREA DE ORBE FERNANDO	1981	MADRILE	27.84	1:02.98	1:38.88	2:09.43	27.84	35.14	35.90	30.55	32,0	2:09.43
3	071883243	GARCIA MORENO ALVARO	1984	ASTURIA	28.61	1:01.33	1:41.14	2:10.80	28.61	32.72	39.81	29.66	30,0	2:10.80
4	047358516	AGRA AGUINAGA JESUS I.	1980	GALICIA	28.83	1:02.56	1:40.21	2:11.21	28.83	33.73	37.65	31.00	29,0	2:11.21
5	044465314	VILA CID MARCOS	1987	GALICIA	29.10	1:03.50	1:40.78	2:11.24	29.10	34.40	37.28	30.46	28,0	2:11.24
6	012415390	ESCUDERO MADRUGA JAVIER	1987	CSTLEON	27.89	1:02.29	1:40.62	2:11.36	27.89	34.40	38.33	30.74	27,0	2:11.36
7	072701871	ENERIZ ARRAIZA ASIER	1986	NAVARRA	28.66	1:02.09	1:40.86	2:12.51	28.66	33.43	38.77	31.65	26,0	2:12.51
8	074839626	CASTAÑEDA BENEDICTO JAVIER	1980	MELILLA	28.57	1:02.44	1:40.82	2:13.41	28.57	33.87	38.38	32.59	25,0	2:13.41
9	044587164	LOPEZ RUIZ VICTOR	1984	CMANCHA	29.00	1:02.43	1:42.81	2:14.03	29.00	33.43	40.38	31.22	24,0	2:14.03
10	072708586	CASI GOÑI JORGE	1982	NAVARRA	28.10	1:03.08	1:43.59	2:14.99	28.10	34.98	40.51	31.40	23,0	2:14.99
11	044147100	GOYA ISASA XABIER	1977	PSVASCO	28.86	1:02.50	1:43.39	2:15.44	28.86	33.64	40.89	32.05	22,0	2:15.44
12	053543865	FERNANDEZ CORDOBA DIEGO	1985	ASTURIA	28.56	1:02.52	1:43.05	2:15.83	28.56	33.96	40.53	32.78	21,0	2:15.83
13	051689234	FERNANDEZ LARIOS JOSE MARIA	1976	MADRILE	28.74	1:03.19	1:41.63	2:16.02	28.74	34.45	38.44	34.39	20,0	2:16.02
14	074518295	TEBAR CARRETERO ALVARO	1989	CMANCHA	29.97	1:03.29	1:43.60	2:16.09	29.97	33.32	40.31	32.49	19,0	2:16.09
15	046951810	DIAZ GODOY JUAN FELIX	1986	BALEARE	28.51	1:05.33	1:43.88	2:17.12	28.51	36.82	38.55	33.24	18,0	2:17.12
16	044677418	LOPEZ OCHOA DE OLANO ANDER	1976	PSVASCO	29.05	1:05.76	1:44.60	2:17.80	29.05	36.71	38.84	33.20	17,0	2:17.80
17	043144446	FERRER LLABRES LORENZO	1984	BALEARE	30.02	1:05.64	1:46.92	2:18.33	30.02	35.62	41.28	31.41	16,0	2:18.33
18	080070632	JIMENEZ CANO JAVIER	1981	EXTREMA	29.41	1:05.73	1:46.79	2:21.73	29.41	36.32	41.06	34.94	15,0	2:21.73
19	023049974	GARCIA MARTINEZ RAUL	1986	MURCIA	30.29	1:06.50	1:49.36	2:21.90	30.29	36.21	42.86	32.54	14,0	2:21.90
20	072072049	SAN MARTIN FERNANDEZ OSCAR	1985	CANTABR	29.73	1:05.96	1:52.26	2:24.14	29.73	36.23	46.30	31.88	13,0	2:24.14
21	076129591	ROSADO SANCHEZ JAVIER	1988	EXTREMA	31.22	1:09.00	1:50.74	2:24.39	31.22	37.78	41.74	33.65	12,0	2:24.39
22	016580453	IBAÑEZ MARTINEZ DIEGO	1975	LRIOJA	31.11	1:09.10	1:53.05	2:25.28	31.11	37.99	43.95	32.23	11,0	2:25.28
23	023295415	BAENAS NAVARRO PEDRO ANGEL	1989	MURCIA	29.56	1:06.08	1:50.74	2:25.35	29.56	36.52	44.66	34.61	10,0	2:25.35
24	045305289	CALZADO LIARTE JOSE MANUEL	1985	MELILLA	31.08	1:10.35	1:52.36	2:25.40	31.08	39.27	42.01	33.04	9,0	2:25.40

RT: RETIRADO      DES: DESCALIFICADO      MMN: M.M. Nac. (Para Edades)  
 NP: NO PRESENTADO      BAJ: BAJA

MSL SW.RESULTADOS\_PRUEBA.34-2 Información correcta a 11:32:57 02/05/2004  
 SPORTEC Sistemas de Información, MSL Software - www.msl.es





XX CAMPEONATO DE ESPAÑA POR COMUNIDADES AUTONOMAS, 30.04 AL 02.05.04

LEON

Datos técnicos: Piscina de 25 m., Cronometraje Electrónico

02/05/2004

RK	Licencia	Nombre	Año	Fed. Territo					Pts.	Resultado				
R.E.: 1:58.17 CABELLO FORNS BRENTON GIJON 19/12/2001														
25	016610653	MARTINEZ MARTINEZ DAVID	1986	LRIOJA	50	32.14	100	1:12.55	150	1:54.08	200	2:28.43	8,0	2:28.43
						32.14		40.41		41.53		34.35		
26	072132855	RIEGO LOPEZ ANTONIO	1986	CANTABR	50	32.01	100	1:11.48	150	1:56.39	200	2:31.14	7,0	2:31.14
						32.01		39.47		44.91		34.75		

RT: RETIRADO      DES: DESCALIFICADO      MMN: M.M. Nac. (Para Edades)  
 NP: NO PRESENTADO      BAJ: BAJA





RESULTADOS

35 - 4x200 LIBRE FEMENINO



XX CAMPEONATO DE ESPAÑA POR COMUNIDADES AUTONOMAS, 30.04 AL 02.05.04

LEON

Datos técnicos: Piscina de 25 m., Cronometraje Electrónico

02/05/2004

R.E.: 7:48.97 FED. BALEARES LEON 30/04/2004

RK	Fed. Terri	Nombre	Fed. Territorial					Pts.	Resultado		
1	FED. MADRID		MADRILE					70,0	8:34.22		
1		ATANASIO NEGRETE SONIA	1988	50	30.26	100	1:02.07	150	1:35.15	200	2:07.98
					30.26		31.81		33.08		32.83
2		ALVAREZ ARENAS CARMEN	1985	250	2:37.41	300	3:09.58	350	3:42.34	400	4:15.01
					29.43		32.17		32.76		32.67
3		NUÑEZ ALVAREZ IRIS	1988	450	4:45.19	500	5:18.60	550	5:52.78	600	6:25.73
					30.18		33.41		34.18		32.95
4		ZAMORA SOTO IRENE	1982	650	6:54.96	700	7:27.25	750	8:00.57	800	8:34.22
					29.23		32.29		33.32		33.65
2	FED. CASTILLA LEON		CSTLEON					64,0	8:37.64		
1		FELIZ GARCIA NOEMI	1988	50	30.87	100	1:03.68	150	1:36.08	200	2:07.64
					30.87		32.81		32.40		31.56
2		PRIETO RODRIGUEZ ALEJANDRA	1987	250	2:37.58	300	3:10.56	350	3:44.82	400	4:18.44
					29.94		32.98		34.26		33.62
3		GONZALEZ ARRANZ SILVIA	1979	450	4:48.03	500	5:20.33	550	5:53.33	600	6:26.01
					29.59		32.30		33.00		32.68
4		MARTINEZ DUBLA IRMA	1986	650	6:56.56	700	7:30.09	750	8:04.43	800	8:37.64
					30.55		33.53		34.34		33.21
3	FED. BALEARES		BALEARE					60,0	8:38.51		
1		COSTA SCHMID MELANIE	1989	50	30.01	100	1:03.07	150	1:36.79	200	2:09.23
					30.01		33.06		33.72		32.44
2		PLANAS DE LA CRUZ TERESA	1987	250	2:39.65	300	3:12.14	350	3:45.24	400	4:17.77
					30.42		32.49		33.10		32.53
3		BARRES BISQUERRA BEGOÑA	1986	450	4:49.14	500	5:22.93	550	5:55.95	600	6:28.51
					31.37		33.79		33.02		32.56
4		PEREZ BAUMANN ISABEL	1986	650	6:59.06	700	7:32.46	750	8:05.64	800	8:38.51
					30.55		33.40		33.18		32.87
4	FED. GALICIA		GALICIA					58,0	8:39.03		
1		CARBALLIDO ROMERO PAULA	1979	50	30.05	100	1:01.81	150	1:33.96	200	2:05.72
					30.05		31.76		32.15		31.76
2		MUÑOZ QUINTELA UXIA	1983	250	2:35.26	300	3:08.27	350	3:42.98	400	4:18.84
					29.54		33.01		34.71		35.86
3		LOUREIRO AMOR BELEN	1988	450	4:49.28	500	5:22.87	550	5:57.14	600	6:31.16
					30.44		33.59		34.27		34.02
4		CARBALLIDO ROMERO ANA	1987	650	7:01.16	700	7:33.84	750	8:07.06	800	8:39.03
					30.00		32.68		33.22		31.97
5	FED. PAIS VASCO		PSVASCO					56,0	8:41.56		
1		GORBEA LORENZO ILUNE	1986	50	30.32	100	1:02.47	150	1:35.03	200	2:06.70
					30.32		32.15		32.56		31.67
2		RODRIGUEZ BOUZO CRISTINA	1988	250	2:36.11	300	3:09.08	350	3:42.58	400	4:15.45
					29.41		32.97		33.50		32.87
3		SASETA ESTEBANEZ ANE	1983	450	4:45.17	500	5:18.87	550	5:53.24	600	6:27.74
					29.72		33.70		34.37		34.50
4		GARCIA GARCIA ITZIAR	1987	650	6:59.25	700	7:33.62	750	8:07.89	800	8:41.56
					31.51		34.37		34.27		33.67

RT: RETIRADO DES: DESCALIFICADO MMN: M.M. Nac. (Para Edades)  
 NP: NO PRESENTADO BAJ: BAJA

MSL SW.RES\_RELEVOS\_PRUEBA.35- Información correcta a 11:54:50 02/05/2004  
 SPORTEC Sistemas de Información, MSL Software - www.msl.es





## XX CAMPEONATO DE ESPAÑA POR COMUNIDADES AUTONOMAS, 30.04 AL 02.05.04

LEON

Datos técnicos: Piscina de 25 m., Cronometraje Electrónico

02/05/2004

R.E.: 7:48.97 FED. BALEARES LEON 30/04/2004

RK	Fed. Terri	Nombre	Fed. Territorial									Pts.	Resultado
6	FED. ASTURIAS		ASTURIA									54,0	8:48.75
1	PEREZ LLERA MARIA	1987	50	30.50	100	1:02.90	150	1:36.70	200	2:11.89			
				30.50		32.40		33.80		35.19			
2	GOMEZ ALBAREDA MIREIA	1980	250	2:43.05	300	3:17.11	350	3:50.81	400	4:24.74			
				31.16		34.06		33.70		33.93			
3	MATILLA ALVAREZ INMACULADA	1987	450	4:55.28	500	5:28.60	550	6:02.73	600	6:36.18			
				30.54		33.32		34.13		33.45			
4	GARCIA TRUEBA EMMA	1986	650	7:06.69	700	7:40.15	750	8:14.44	800	8:48.75			
				30.51		33.46		34.29		34.31			
7	FED. MURCIA		MURCIA									52,0	9:03.95
1	DIAZ GARCIA CAROLINA	1989	50	31.47	100	1:05.52	150	1:39.92	200	2:13.35			
				31.47		34.05		34.40		33.43			
2	DOMINGUEZ CABEZAS PALOMA	1991	250	2:44.74	300	3:19.58	350	3:55.89	400	4:30.90			
				31.39		34.84		36.31		35.01			
3	NOGUERA VIVANCOS MARIA	1988	450	5:03.38	500	5:38.09	550	6:13.94	600	6:49.29			
				32.48		34.71		35.85		35.35			
4	DOMINGUEZ CABEZAS MARGARITA	1987	650	7:21.11	700	7:55.52	750	8:30.24	800	9:03.95			
				31.82		34.41		34.72		33.71			
8	FED. EXTREMADURA		EXTREMA									50,0	9:07.59
1	CASILLAS RAMOS ALICIA	1987	50	29.97	100	1:02.40	150	1:35.47	200	2:07.97			
				29.97		32.43		33.07		32.50			
2	RODRIGUEZ MARTIN AGUEDA	1989	250	2:39.64	300	3:16.78	350	3:54.85	400	4:31.83			
				31.67		37.14		38.07		36.98			
3	MARTIN PEREZ MARIA PIEDAD	1982	450	5:03.77	500	5:39.21	550	6:15.74	600	6:51.43			
				31.94		35.44		36.53		35.69			
4	MARTINEZ PRADA DIANA	1987	650	7:21.83	700	7:55.95	750	8:31.32	800	9:07.59			
				30.40		34.12		35.37		36.27			
9	FED. CASTILLA LA MANCHA		CMANCHA									48,0	9:15.84
1	MARTINEZ MAROTO NOEMÍ	1987	50	32.64	100	1:07.60	150	1:43.46	200	2:17.97			
				32.64		34.96		35.86		34.51			
2	PEREZ LOPEZ PATRICIA	1977	250	2:50.87	300	3:26.99	350	4:03.97	400	4:40.61			
				32.90		36.12		36.98		36.64			
3	DE DIEGO MARCHAMALO PATRICIA	1985	450	5:12.02	500	5:46.20	550	6:21.65	600	6:55.88			
				31.41		34.18		35.45		34.23			
4	VALERO BLANCO CRISTINA	1982	650	7:29.27	700	8:04.73	750	8:39.94	800	9:15.84			
				33.39		35.46		35.21		35.90			
10	FED. CANTABRIA		CANTABR									46,0	9:44.24
1	CORRALES GONZALVEZ ALEXANDRA	1987	50	31.28	100	1:05.96	150	1:42.71	200	2:19.29			
				31.28		34.68		36.75		36.58			
2	BUSTILLO CORTAVITARTE REBECA	1989	250	2:52.31	300	3:30.16	350	4:08.89	400	4:48.46			
				33.02		37.85		38.73		39.57			
3	PINEY ALLALDE MARTA	1987	450	5:22.09	500	6:00.55	550	6:39.75	600	7:19.17			
				33.63		38.46		39.20		39.42			
4	CAVADA PRESMANES PAOLA	1988	650	7:49.03	700	8:25.12	750	9:05.04	800	9:44.24			
				29.86		36.09		39.92		39.20			

RT: RETIRADO DES: DESCALIFICADO MMN: M.M. Nac. (Para Edades)

NP: NO PRESENTADO BAJ: BAJA

MSL SW.RES\_RELEVOS\_PRUEBA.35- Información correcta a 11:54:50 02/05/2004

2 / 3

MSL SPORTEC Sistemas de Información, MSL Software - www.msl.es





XX CAMPEONATO DE ESPAÑA POR COMUNIDADES AUTONOMAS, 30.04 AL 02.05.04

LEON

Datos técnicos: Piscina de 25 m., Cronometraje Electrónico

02/05/2004

R.E.: 7:48.97 FED. BALEARES LEON 30/04/2004

RK	Fed. Terri	Nombre	Fed. Territorial					Pts.	Resultado				
		<b>FED. NAVARRA</b>	NAVARRA					0,0	DES				
1		GENDIVE MARTIN MARIAN	1990	50	33.54	100	1:11.00	150	1:49.16	200	2:27.73		
					33.54		37.46		38.16		38.57		
2		FRANCO VILLANUEVA UXUE	1987										
3		RAMIREZ VERA NEREA	1987										
4		GENDIVE MARTIN NEREA	1988										
		<b>FED. LA RIOJA</b>	LRIOJA					0,0	BAJ				

RT: RETIRADO      DES: DESCALIFICADO      MMN: M.M. Nac. (Para Edades)  
 NP: NO PRESENTADO      BAJ: BAJA





RESULTADOS

36 - 4x50 LIBRE MASCULINO



XX CAMPEONATO DE ESPAÑA POR COMUNIDADES AUTONOMAS, 30.04 AL 02.05.04

LEON

Datos técnicos: Piscina de 25 m., Cronometraje Electrónico

02/05/2004

R.E.: 1:29.27 C.N. METROPOLE VALLADOLID 20/12/2003

RK	Fed. Terri	Nombre	Fed. Territorial		Pts.	Resultado
1	<b>FED. PAIS VASCO</b>		PSVASCO		70,0	1:34.09
	1	BILDOSOLA AGIRREGOMEZKORT M.	1983	50' 23.81'		
				23.81'		
	2	IRIONDO ANACABE MIKEL	1979	100' 47.33'		
				23.52'		
	3	ELORRIAGA ARANAGA BEÑAT	1979	150' 1:11.29'		
				23.96'		
	4	BILDOSOLA AGIRREGOMEZKORT I.	1983	200' 1:34.09'		
				22.80'		
2	<b>FED. MADRID</b>		MADRILE		64,0	1:34.18
	1	CABANAS ALBERCA JOSE JAVIER	1984	50' 23.65'		
				23.65'		
	2	TRIGO GARCIA ABRAHAM	1985	100' 47.11'		
				23.46'		
	3	RODRIGUEZ MANGAS JUAN ANTONIO	1979	150' 1:10.95'		
				23.84'		
	4	ESTEBAN ROMERO DANIEL	1978	200' 1:34.18'		
				23.23'		
3	<b>FED. NAVARRA</b>		NAVARRA		60,0	1:34.86
	1	URTASUN BASARTE JAVIER	1980	50' 23.29'		
				23.29'		
	2	CASI GOÑI JORGE	1982	100' 47.01'		
				23.72'		
	3	FERNANDEZ LAS HERAS IMANOL	1985	150' 1:11.42'		
				24.41'		
	4	ENERIZ ARRAIZA ASIER	1986	200' 1:34.86'		
				23.44'		
4	<b>FED. CASTILLA LEON</b>		CSTLEON		58,0	1:34.94
	1	PRUDENCIO OLIVA C. MAURICIO	1980	50' 24.12'		
				24.12'		
	2	HERNANDEZ HERNANDEZ IGNACIO	1982	100' 47.45'		
				23.33'		
	3	GARCIA PASTOR ALVARO	1982	150' 1:11.12'		
				23.67'		
	4	HERNANDEZ ANDRES HECTOR	1984	200' 1:34.94'		
				23.82'		
5	<b>FED. GALICIA</b>		GALICIA		56,0	1:35.10
	1	RAMA MARTINEZ GUSTAVO	1982	50' 24.09'		
				24.09'		
	2	TORO VARELA DANIEL	1984	100' 47.66'		
				23.57'		
	3	MARTINEZ RODRIGUEZ JAVIER	1982	150' 1:12.05'		
				24.39'		
	4	ZARZOSA ALONSO FERNANDO	1978	200' 1:35.10'		
				23.05'		

RT: RETIRADO DES: DESCALIFICADO MMN: M.M. Nac. (Para Edades)  
NP: NO PRESENTADO BAJ: BAJA

MSL SW.RES\_RELEVOS\_PRUEBA.36- Información correcta a 12:02:25 02/05/2004  
SPORTec Sistemas de Información, MSL Software - www.msl.es





RESULTADOS

36 - 4x50 LIBRE MASCULINO



XX CAMPEONATO DE ESPAÑA POR COMUNIDADES AUTONOMAS, 30.04 AL 02.05.04

LEON

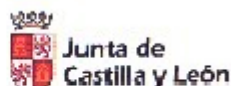
Datos técnicos: Piscina de 25 m., Cronometraje Electrónico

02/05/2004

R.E.:	1:29.27	C.N. METROPOLE	VALLADOLID	20/12/2003	
RK	Fed. Terri	Nombre	Fed. Territorial	Pts.	Resultado
6	FED. BALEARES		BALEARE	54,0	1:36.70
1	GOMEZ-REINO SASTRE FERNANDO	1981	50 23.82 23.82		
2	CARDONA RECIO JAVIER	1986	100 47.82 24.00		
3	VARELA OURO JAVIER	1984	150 1:12.12 24.30		
4	MORCILLO VIDAL DANIEL	1986	200 1:36.70 24.58		
7	FED. CASTILLA LA MANCHA		CMANCHA	52,0	1:36.94
1	TAMARAL MORENO RAFAEL	1982	50 24.06 24.06		
2	MORENO DE PABLOS JAIME	1984	100 47.96 23.90		
3	DEL CERRO MARTÍN-ONDARZA JAIME	1988	150 1:12.54 24.58		
4	INFANTES SERRANO DAVID	1982	200 1:36.94 24.40		
8	FED. EXTREMADURA		EXTREMA	49,0	1:38.88
1	ALONSO MARTIN MANUEL	1986	50 25.29 25.29		
2	CASTELLANO JIMENEZ RAFAEL A.	1978	100 49.07 23.78		
3	NUÑEZ VIERA MARCOS	1985	150 1:13.91 24.84		
4	ROSADO BENITO LUIS JOAQUIN	1986	200 1:38.88 24.97		
8	FED. MURCIA		MURCIA	49,0	1:38.88
1	MORALES ACOSTA BARTOLOME	1985	50 24.42 24.42		
2	BAENAS NAVARRO PEDRO ANGEL	1989	100 49.71 25.29		
3	ANDRES GRAU FRANCISCO	1986	150 1:14.96 25.25		
4	CORBALAN KEITH ALVARO	1986	200 1:38.88 23.92		
10	FED. MELILLA		MELILLA	46,0	1:41.23
1	POTOUS MERINO JUAN JOSE	1975	50 24.82 24.82		
2	PALOMO GIL SANTIAGO	1982	100 50.25 25.43		
3	CALZADO LIARTE JOSE MANUEL	1985	150 1:15.53 25.28		
4	PALOMO GIL JUAN JOSE	1985	200 1:41.23 25.70		

RT: RETIRADO      DES: DESCALIFICADO      MMN: M.M. Nac. (Para Edades)  
 NP: NO PRESENTADO      BAJ: BAJA

MSL SW.RES\_RELEVOS\_PRUEBA.36- Información correcta a 12:02:25 02/05/2004  
 SPORTEC Sistemas de Información, MSL Software - www.msl.es





RESULTADOS

36 - 4x50 LIBRE MASCULINO



XX CAMPEONATO DE ESPAÑA POR COMUNIDADES AUTONOMAS, 30.04 AL 02.05.04

LEON

Datos técnicos: Piscina de 25 m., Cronometraje Electrónico

02/05/2004

R.E.: 1:29.27 C.N. METROPOLE VALLADOLID 20/12/2003

RK	Fed. Terri	Nombre	Fed. Territorial		Pts.	Resultado
11	FED. LA RIOJA		LRIOJA		44,0	1:41.43
	1	IBAÑEZ MARTINEZ GONZALO	1978	50 25.94 25.94		
	2	TORROBA AGUILLO GONZALO	1982	100 51.25 25.31		
	3	ROMERO HIPOLITO JONATHAN	1981	150 1:16.44 25.19		
	4	BARRIO DIAZ DANIEL	1982	200 1:41.43 24.99		
12	FED. CANTABRIA		CANTABR		42,0	1:42.23
	1	MARTINEZ RIVAS RUBEN	1987	50 26.01 26.01		
	2	CAMPUZANO HURBON ANGEL	1987	100 51.71 25.70		
	3	MANRIQUE ZAMORA ALEJANDRO	1988	150 1:16.98 25.27		
	4	SAN MARTIN FERNANDEZ OSCAR	1985	200 1:42.23 25.25		
	FED. ASTURIAS		ASTURIA		0,0	DES
	1	ARTIME RODRIGUEZ PABLO	1979			
	2	GARCIA GIL ELEUTERIO	1982			
	3	FERNANDEZ PEREZ MARCOS	1984			
	4	GARCIA ALONSO SERGIO	1979			

RT: RETIRADO DES: DESCALIFICADO MMN: M.M. Nac. (Para Edades)  
NP: NO PRESENTADO BAJ: BAJA

MSL SW.RES\_RELEVOS\_PRUEBA.36- Información correcta a 12:02:25 02/05/2004  
SPORTEC Sistemas de Información, MSL Software - www.msl.es







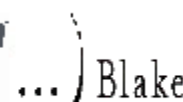
XX CAMPEONATO DE ESPAÑA POR COMUNIDADES AUTONOMAS, 30.04 AL 02.05.04

LEÓN

Datos técnicos: Piscina de 25 m., Cronometraje Electrónico

ABSO MIXTO

Rank.	Club	Pts.
1	FED. MADRID	1.023,5
2	FED. ASTURIAS	969,0
3	FED. GALICIA	966,5
4	FED. CASTILLA LEON	934,5
5	FED. PAIS VASCO	907,5
6	FED. BALEARES	880,0
7	FED. MURCIA	733,0
8	FED. CASTILLA LA MANCHA	707,0
9	FED. EXTREMADURA	665,0
10	FED. NAVARRA	578,0
11	FED. CANTABRIA	485,0
12	FED. LA RIOJA	346,0
13	FED. MELILLA	212,0





XX CAMPEONATO DE ESPAÑA POR COMUNIDADES AUTONOMAS, 30.04 AL 02.05.04

LEÓN

Datos técnicos: Piscina de 25 m., Cronometraje Electrónico

ABSO MIXTO

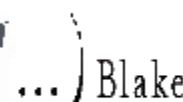
Rank.	Club	Pts.
1	FED. CASTILLA LEON	1.068,0
2	FED. MADRID	1.055,5
3	FED. PAIS VASCO	943,0
4	FED. GALICIA	914,0
5	FED. ASTURIAS	826,0
6	FED. BALEARES	788,5
7	FED. CASTILLA LA MANCHA	740,0
8	FED. NAVARRA	721,0
9	FED. MURCIA	646,0
10	FED. EXTREMADURA	607,0
11	FED. LA RIOJA	567,0
12	FED. CANTABRIA	408,0
13	FED. MELILLA	373,0





ABSO MIXTO

Rank.	Club	Pts.
1	FED. MADRID	2.079,0
2	FED. CASTILLA LEON	2.002,5
3	FED. GALICIA	1.880,5
4	FED. PAIS VASCO	1.850,5
5	FED. ASTURIAS	1.795,0
6	FED. BALEARES	1.668,5
7	FED. CASTILLA LA MANCHA	1.447,0
8	FED. MURCIA	1.379,0
9	FED. NAVARRA	1.299,0
10	FED. EXTREMADURA	1.272,0
11	FED. LA RIOJA	913,0
12	FED. CANTABRIA	893,0
13	FED. MELILLA	585,0





RESULTADOS

37 - 100 m. BRAZA FEMENINO



XX CAMPEONATO DE ESPAÑA POR COMUNIDADES AUTONOMAS, 30.04 AL 02.05.04

LEON

Datos técnicos: Piscina de 25 m., Cronometraje Electrónico

02/05/2004

RK	Licencia	Nombre	Año	Fed. Territo	50'	100'	Pts.	Resultado
R.E.:	1:09.76	BECERRA PORTERO LOURDES		SABADELL				18/12/1998
1	053548258	GONZALEZ PENA ANA	1986	ASTURIA	50' 34.33	100' 1:12.76 38.43	35,0	1:12.76
2	044451657	CEBALLOS SEGADE SARA	1987	GALICIA	50' 35.33	100' 1:14.15 38.82	32,0	1:14.15
3	015399955	ARANBARRI LARRAÑAGA ANE	1988	PSVASCO	50' 35.37	100' 1:14.43 39.06	30,0	1:14.43
4	050977129	NUÑEZ ALVAREZ IRIS	1988	MADRILE	50' 34.96	100' 1:14.57 39.61	29,0	1:14.57
5	052892266	PINEDA RAMIRO GEMA	1989	MADRILE	50' 35.28	100' 1:14.81 39.53	28,0	1:14.81
6	071660432	MIRANDA FERNANDEZ BELEN	1988	ASTURIA	50' 35.58	100' 1:15.29 39.71	27,0	1:15.29
7	043152678	PEREZ BAUMANN ISABEL	1986	BALEARE	50' 35.46	100' 1:15.51 40.05	26,0	1:15.51
8	036175651	DOMINGUEZ RODRIGUEZ TATIANA	1984	GALICIA	50' 35.94	100' 1:15.60 39.66	25,0	1:15.60
9	071274503	LOSANTOS PRIETO ESTHER	1983	CSTLEON	50' 36.00	100' 1:15.82 39.82	24,0	1:15.82
10	072502997	ALDUNCIN MARTINEZ GARAZI	1987	PSVASCO	50' 35.96	100' 1:15.90 39.94	23,0	1:15.90
11	005704670	GARCIA-PARDO MENCHERO Mª PILAR	1990	CMANCHA	50' 35.63	100' 1:16.04 40.41	22,0	1:16.04
12	072810983	PEREZ GOICOA SARA	1985	NAVARRA	50' 37.50	100' 1:19.00 41.50	21,0	1:19.00
13	004223897	GARCIA FERNANDEZ LAURA	1989	CMANCHA	50' 37.66	100' 1:19.20 41.54	20,0	1:19.20
14	045308014	MORALES AROCA SONIA	1987	MELILLA	50' 36.79	100' 1:19.22 42.43	19,0	1:19.22
15	043143004	MIR JULIA AINA	1986	BALEARE	50' 37.44	100' 1:19.55 42.11	18,0	1:19.55
16	071166335	DE LA FUENTE HERNANDEZ LORENA	1988	CSTLEON	50' 37.83	100' 1:19.79 41.96	17,0	1:19.79
17	076039255	GARCIA PEREZ MARTA	1987	EXTREMA	50' 37.79	100' 1:19.87 42.08	16,0	1:19.87
18	044630989	RAMIREZ VERA NEREA	1987	NAVARRA	50' 37.49	100' 1:20.11 42.62	15,0	1:20.11
19	048520543	MIRALLES HERNANDEZ CARMEN	1987	MURCIA	50' 38.07	100' 1:20.19 42.12	14,0	1:20.19
20	013898886	ARANA GONZALVEZ MERCEDES	1990	CANTABR	50' 38.38	100' 1:20.32 41.94	13,0	1:20.32
21	023277910	CARRION GARCIA ALICIA	1988	MURCIA	50' 37.47	100' 1:20.58 43.11	12,0	1:20.58
22	076037045	RINCON NUÑEZ ALANA	1985	EXTREMA	50' 37.24	100' 1:21.14 43.90	11,0	1:21.14
23	014000039	MARRODAN LAZARO MARIA	1990	LRIOJA	50' 38.56	100' 1:21.21 42.65	10,0	1:21.21
24	014000018	CALAHORRANO ALDEA SANDRA	1990	LRIOJA	50' 39.58	100' 1:25.39 45.81	9,0	1:25.39
	072080077	DE LA HOZ PENIN MARTA	1988	CANTABR			0,0	BAJ

RT: RETIRADO DES: DESCALIFICADO MMN: M.M. Nac. (Para Edades)  
 NP: NO PRESENTADO BAJ: BAJA





RESULTADOS

38 - 100 m. BRAZA MASCULINO



XX CAMPEONATO DE ESPAÑA POR COMUNIDADES AUTONOMAS, 30.04 AL 02.05.04

LEON

Datos técnicos: Piscina de 25 m., Cronometraje Electrónico

02/05/2004

R.E.:	1:00.67	RAMON CAMALLONGA	BONN	17/03/1991			
RK	Licencia	Nombre	Año Fed. Territo	Pts.	Resultado		
1	071645494	GARCIA ALONSO SERGIO	1979 ASTURIA	50	30.03   1:03.96 30.03   33.93	35,0	1:03.96
2	050745714	SIMON LORENZO PEDRO	1983 MADRILE	50	30.50   1:04.04 30.50   33.54	32,0	1:04.04
3	047025152	BAREA DE ORBE FERNANDO	1981 MADRILE	50	30.51   1:04.45 30.51   33.94	30,0	1:04.45
4	070874829	GARCIA LOPEZ CARLOS ANGEL	1985 CSTLEON	50	30.68   1:04.66 30.68   33.98	29,0	1:04.66
5	016076837	ISUSKIZA BENGOTXEA EDER	1982 PSVASCO	50	30.87   1:06.05 30.87   35.18	28,0	1:06.05
6	044077081	FONTAN CARAMES JOSE LUIS	1983 GALICIA	50	31.39   1:06.14 31.39   34.75	27,0	1:06.14
7	016077514	BILDOSOLA AGIRREGOMEZKORT M.	1983 PSVASCO	50	30.41   1:06.57 30.41   36.16	26,0	1:06.57
8	047377388	PEREZ FERNANDEZ DE CORDOB P.	1986 CSTLEON	50	31.49   1:06.80 31.49   35.31	25,0	1:06.80
9	016593736	IBAÑEZ MARTINEZ GONZALO	1978 LRIOJA	50	31.55   1:06.85 31.55   35.30	24,0	1:06.85
10	044458567	MARTINEZ VAZQUEZ JORDAN	1987 GALICIA	50	31.70   1:07.14 31.70   35.44	23,0	1:07.14
11	072058511	DE LA GRANJA RIOS FRANCISCO J.	1983 ASTURIA	50	31.27   1:07.17 31.27   35.90	22,0	1:07.17
12	048541516	BAYONA MARTINEZ EUSEBIO	1984 MURCIA	50	31.67   1:07.72 31.67   36.05	21,0	1:07.72
13	045313894	SANCHEZ MORENO F.A.	1987 MELILLA	50	31.88   1:07.94 31.88   36.06	20,0	1:07.94
14	004218236	ALARZA VICENTE JESUS M.	1985 CMANCHA	50	32.62   1:08.07 32.62   35.45	19,0	1:08.07
15	043132202	POU GELABERT NICOLAS	1987 BALEARE	50	32.17   1:08.18 32.17   36.01	18,0	1:08.18
16	044640198	CAREAGA CIERVIDE NICOLAS	1984 NAVARRA	50	32.32   1:08.49 32.32   36.17	17,0	1:08.49
17	046951810	DIAZ GODOY JUAN FELIX	1986 BALEARE	50	32.75   1:08.79 32.75   36.04	16,0	1:08.79
18	005696068	ANGUITA HORNERO RAFAEL	1985 CMANCHA	50	32.54   1:08.92 32.54   36.38	15,0	1:08.92
19	028966026	ROSADO BENITO LUIS JOAQUIN	1986 EXTREMA	50	32.69   1:09.08 32.69   36.39	14,0	1:09.08
20	023018552	NIETO ROS JESUS	1987 MURCIA	50	32.43   1:09.70 32.43   37.27	13,0	1:09.70
21	008829888	PACO FERREIRA JOSE IGNACIO	1980 EXTREMA	50	33.37   1:10.37 33.37   37.00	12,0	1:10.37
22	072682400	LEGARRA BERRADE ALVARO	1989 NAVARRA	50	34.46   1:13.69 34.46   39.23	11,0	1:13.69
23	016610653	MARTINEZ MARTINEZ DAVID	1986 LRIOJA	50	35.12   1:14.85 35.12   39.73	10,0	1:14.85
24	045313994	GINER ABAD PABLO	1987 MELILLA	50	35.49   1:17.37 35.49   41.88	9,0	1:17.37
25	072146674	APARICIO MATIA MARIO	1988 CANTABR	50	36.83   1:19.39 36.83   42.56	8,0	1:19.39

RT: RETIRADO DES: DESCALIFICADO MMN: M.M. Nac. (Para Edades)  
NP: NO PRESENTADO BAJ: BAJA





XX CAMPEONATO DE ESPAÑA POR COMUNIDADES AUTONOMAS, 30.04 AL 02.05.04

LEON

Datos técnicos: Piscina de 25 m., Cronometraje Electrónico

02/05/2004

R.E.:	1:00.67	RAMON CAMALLONGA	BONN	17/03/1991						
RK	Licencia	Nombre	Año	Fed. Territo				Pts.	Resultado	
26	072082087	MANRIQUE ZAMORA ALEJANDRO	1988	CANTABR	50	37.53	100	1:22.12	7,0	1:22.12
						37.53		44.59		

RT: RETIRADO      DES: DESCALIFICADO      MMN: M.M. Nac. (Para Edades)  
 NP: NO PRESENTADO      BAJ: BAJA

MSL SW.RESULTADOS\_PRUEBA.38-1 Información correcta a 17:17:59 02/05/2004  
 SPORTEC Sistemas de Información, MSL Software - www.msl.es





RESULTADOS

39 - 200 m. LIBRE FEMENINO



XX CAMPEONATO DE ESPAÑA POR COMUNIDADES AUTONOMAS, 30.04 AL 02.05.04

LEON

Datos técnicos: Piscina de 25 m., Cronometraje Electrónico

02/05/2004

R.E.:	1:57.16	ROUBA BIENIARZ TATIANA	SABADELL	21/12/2002	
RK	Licencia	Nombre	Año Fed. Territo	Pts.	Resultado
1	044560288	GORBEA LORENZO ILUNE	1986 PSVASCO	35,0	2:04.33
2	044078215	CARBALLIDO ROMERO PAULA	1979 GALICIA	32,0	2:04.78
3	002665269	ATANASIO NEGRETE SONIA	1988 MADRILE	30,0	2:05.87
4	071520677	FELIZ GARCIA NOEMI	1988 CSTLEON	29,0	2:06.33
5	009202184	CASILLAS RAMOS ALICIA	1987 EXTREMA	28,0	2:07.37
6	053391463	ALVAREZ ARENAS CARMEN	1985 MADRILE	27,0	2:07.88
7	053553225	FERNANDEZ RODRIGUEZ LAURA	1989 ASTURIA	26,0	2:07.96
8	043150298	PLANAS DE LA CRUZ TERESA	1987 BALEARE	25,0	2:08.04
9	044079192	CARBALLIDO ROMERO ANA	1987 GALICIA	24,0	2:08.74
10	007985011	PRIETO RODRIGUEZ ALEJANDRA	1987 CSTLEON	23,0	2:09.02
11	072406055	RODRIGUEZ BOUZO CRISTINA	1988 PSVASCO	22,0	2:09.07
12	023045572	DOMINGUEZ CABEZAS MARGARITA	1987 MURCIA	21,0	2:12.33
13	071649944	PEREZ LLERA MARIA	1987 ASTURIA	19,5	2:14.14
13	043158253	VIDAL PALMER IRENE	1989 BALEARE	19,5	2:14.14
15	048883501	ORTIN MARTINEZ ZAIRA	1988 MURCIA	18,0	2:14.49
16	006270114	MARTINEZ MAROTO NOEMÍ	1987 CMANCHA	17,0	2:14.90
17	003130262	DE DIEGO MARCHAMALO PATRICIA	1985 CMANCHA	16,0	2:15.23
18	072141882	CORRALES GONZALVEZ ALEXANDRA	1987 CANTABR	15,0	2:15.40
19	044613058	FRANCO VILLANUEVA UXUE	1987 NAVARRA	14,0	2:15.90
20	072405145	GENDIVE MARTIN MARIAN	1990 NAVARRA	13,0	2:19.08
21	076038942	RODRIGUEZ MARTIN AGUEDA	1989 EXTREMA	12,0	2:19.87
22	072146955	BUSTILLO CORTAVITARTE REBECA	1989 CANTABR	11,0	2:23.04
23	016618944	LOPERENA MARIN ELENA	1991 LRIOJA	10,0	2:26.24
24	016614989	UBIS MORENO ANDREA	1988 LRIOJA	9,0	2:30.13

RT: RETIRADO DES: DESCALIFICADO MMN: M.M. Nac. (Para Edades)  
 NP: NO PRESENTADO BAJ: BAJA

MSL SW.RESULTADOS\_PRUEBA.39-2 Información correcta a 17:31:26 02/05/2004  
 SPORTEC Sistemas de Información, MSL Software - www.msl.es





XX CAMPEONATO DE ESPAÑA POR COMUNIDADES AUTONOMAS, 30.04 AL 02.05.04

LEON

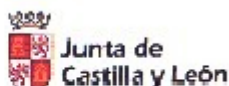
Datos técnicos: Piscina de 25 m., Cronometraje Electrónico

02/05/2004

R.E.:	1:57.16	ROUBA BIENIARZ TATIANA	SABADELL	21/12/2002	
RK	Licencia	Nombre	Año Fed. Territo	Pts.	Resultado
25	045301598	UBEDA MARMOLEJO CRISTINA	1992 MELILLA	8,0	2:33.68
					50 35.48   100 35.48   1:14.36   150 38.88   1:54.65   200 40.29   2:33.68   39.03

RT: RETIRADO      DES: DESCALIFICADO      MMN: M.M. Nac. (Para Edades)  
 NP: NO PRESENTADO      BAJ: BAJA

MSL SW.RESULTADOS\_PRUEBA.39-2 Información correcta a 17:31:26 02/05/2004  
 SPORTEC Sistemas de Información, MSL Software - www.msl.es







RESULTADOS

40 - 200 m. LIBRE MASCULINO



XX CAMPEONATO DE ESPAÑA POR COMUNIDADES AUTONOMAS, 30.04 AL 02.05.04

LEON

Datos técnicos: Piscina de 25 m., Cronometraje Electrónico

02/05/2004

R.E.:	1:46.01	WILDEBOER FABER OLAF	DUBLIN	14/12/2003	
RK	Licencia	Nombre	Año Fed. Territo	Pts.	Resultado
1	052993515	ESTEBAN ROMERO DANIEL	1978 MADRILE	35,0	1:52.05
2	071157252	NIETO HERRERO RAUL	1985 CSTLEON	32,0	1:52.28
3	012413731	DOMINGUEZ VIÑAS ROBERTO	1983 CSTLEON	30,0	1:53.49
4	071883243	GARCIA MORENO ALVARO	1984 ASTURIA	29,0	1:55.48
5	072401248	DIAZ MERCADO ZIGOR	1984 PSVASCO	28,0	1:55.58
6	034988568	TORO VARELA DANIEL	1984 GALICIA	27,0	1:55.77
7	072701871	ENERIZ ARRAIZA ASIER	1986 NAVARRA	26,0	1:55.82
8	043132427	MARTORELL BIBILONI JAIME	1985 BALEARE	25,0	1:56.04
9	016604983	BARRIO DIAZ DANIEL	1982 LRIOJA	24,0	1:56.41
10	047080120	GARCÍA GASCÓN JUAN CARLOS	1984 CMANCHA	23,0	1:56.71
11	032681713	BRUQUETAS FONTICOPA MATEO	1985 GALICIA	22,0	1:57.47
12	044409197	FLORES GRANADO MARCIAL	1987 EXTREMA	21,0	1:57.50
13	044408584	CASTELLANO JIMENEZ RAFAEL A.	1978 EXTREMA	20,0	1:58.13
14	053547119	CASTELLANOS RODRIGUEZ SAUL	1986 ASTURIA	19,0	1:58.15
15	053446216	TRIGO GARCIA ABRAHAM	1985 MADRILE	18,0	1:58.19
16	044147100	GOYA ISASA XABIER	1977 PSVASCO	17,0	1:58.64
17	072805021	FERNANDEZ LAS HERAS IMANOL	1985 NAVARRA	16,0	1:59.02
18	043142623	PAYERAS BIAYNA MIGUEL	1987 BALEARE	15,0	1:59.03
19	005693815	DEL CERRO MARTÍN-ONDARZA JAIME	1988 CMANCHA	14,0	1:59.99
20	023048108	ANDRES GRAU FRANCISCO	1986 MURCIA	13,0	2:00.08
21	016605213	TORROBA AGUILLO GONZALO	1982 LRIOJA	12,0	2:00.47
22	072132855	RIEGO LOPEZ ANTONIO	1986 CANTABR	11,0	2:00.65
23	023286350	MORALES ACOSTA BARTOLOME	1985 MURCIA	10,0	2:03.35
24	072065713	MARTINEZ RIVAS RUBEN	1987 CANTABR	9,0	2:05.24

RT: RETIRADO DES: DESCALIFICADO MMN: M.M. Nac. (Para Edades)  
 NP: NO PRESENTADO BAJ: BAJA

MSL SW.RESULTADOS\_PRUEBA.40-2 Información correcta a 17:43:33 02/05/2004  
 SPORTEC Sistemas de Información, MSL Software - www.msl.es





XX CAMPEONATO DE ESPAÑA POR COMUNIDADES AUTONOMAS, 30.04 AL 02.05.04

LEON

Datos técnicos: Piscina de 25 m., Cronometraje Electrónico

02/05/2004

R.E.:	1:46.01	WILDEBOER FABER OLAF	DUBLIN	14/12/2003	
RK	Licencia	Nombre	Año Fed. Territo	Pts.	Resultado
25	045301660	BELTRAN GARCIA DAVID	1990 MELILLA	8,0	2:11.75
					50 28.94   100 1:01.71   150 1:36.77   200 2:11.75
					28.94   32.77   35.06   34.98

RT: RETIRADO      DES: DESCALIFICADO      MMN: M.M. Nac. (Para Edades)  
 NP: NO PRESENTADO      BAJ: BAJA

**MSL** SW.RESULTADOS\_PRUEBA.40-2 Información correcta a 17:43:33 02/05/2004  
**SPORTEC** Sistemas de Información, MSL Software - www.msl.es





RESULTADOS

41 - 50 m. MARIPOSA FEMENINO



XX CAMPEONATO DE ESPAÑA POR COMUNIDADES AUTONOMAS, 30.04 AL 02.05.04

LEON

Datos técnicos: Piscina de 25 m., Cronometraje Electrónico

02/05/2004

R.E.:	27.20	SAN JUAN CISNEROS ANGELA		RIESA	13/12/2002
RK	Licencia	Nombre	Año Fed. Territo	Pts.	Resultado
1	053548644	GONZALEZ GAVILAN SONIA	1989 ASTURIA	50 --- 28.53 MMN 28.53	35,0 MMN 28.53
2	052998214	HERRAEZ DE LA CALLE ARACELI	1983 MADRILE	50 --- 28.97 28.97	32,0 28.97
3	005682554	PEREZ LOPEZ PATRICIA	1977 CMANCHA	50 --- 29.56 29.56	30,0 29.56
4	044684338	ARMENTIA ARRONIZ ITZIAR	1983 PSVASCO	50 --- 30.19 30.19	29,0 30.19
5	048998645	MARTINEZ CAVADA MARINA	1987 MADRILE	50 --- 30.26 30.26	28,0 30.26
6	036156233	PALLARES PEREIRA ANA	1980 GALICIA	50 --- 30.51 30.51	27,0 30.51
7	044821471	NEIRA VARELA UXIA	1987 GALICIA	50 --- 30.53 30.53	26,0 30.53
8	008867821	MARTINEZ PRADA DIANA	1987 EXTREMA	50 --- 30.55 30.55	25,0 30.55
9	043165940	JULIA NOGUERA COLOMA	1990 BALEARE	50 --- 30.56 30.56	24,0 30.56
10	005706924	DIAZ SANCHEZ ALBA	1990 CMANCHA	50 --- 30.78 30.78	23,0 30.78
11	020213474	GARCIA CERRO SUSANA	1986 CANTABR	50 --- 30.93 30.93	22,0 30.93
12	023048112	DIAZ GARCIA CAROLINA	1989 MURCIA	50 --- 30.97 30.97	21,0 30.97
13	072145318	GARCIA TRUEBA EMMA	1986 ASTURIA	50 --- 31.02 31.02	20,0 31.02
14	071027981	LORENZO CARBAJO MARIA	1986 CSTLEON	50 --- 31.09 31.09	19,0 31.09
15	028966621	PASCUAL MORENO PATRICIA	1989 EXTREMA	50 --- 31.41 31.41	18,0 31.41
16	072079611	CAVADA PRESMANES PAOLA	1988 CANTABR	50 --- 31.60 31.60	17,0 31.60
17	043170598	ROSSELLO PORTILLO INES	1989 BALEARE	50 --- 31.81 31.81	16,0 31.81
18	071291849	CORRALES IGLESIAS SANDRA	1988 CSTLEON	50 --- 31.82 31.82	15,0 31.82
19	072690075	CELORRIO RETA AINHOA	1985 NAVARRA	50 --- 31.88 31.88	14,0 31.88
20	023053785	GONZALEZ CONESA EVA	1985 MURCIA	50 --- 32.13 32.13	13,0 32.13
21	072682254	CARRION NINATANTA EIDER	1989 NAVARRA	50 --- 32.94 32.94	12,0 32.94
22	016605607	JIMENEZ SARRAMIAN RAQUEL	1982 LRIOJA	50 --- 33.29 33.29	11,0 33.29
23	016580157	SALIDO SOMALO ELENA	1980 LRIOJA	50 --- 33.75 33.75	10,0 33.75
24	045314525	CHAMORRO PAJARES MARIA ISABEL	1991 MELILLA	50 --- 33.95 33.95	9,0 33.95
	045667144	BERRUETE DIEGO AMAIA	1988 PSVASCO		0,0 DES

RT: RETIRADO DES: DESCALIFICADO MMN: M.M. Nac. (Para Edades)  
NP: NO PRESENTADO BAJ: BAJA

MSL SW.RESULTADOS\_PRUEBA.41-5 Información correcta a 17:52:10 02/05/2004  
SPORTEC Sistemas de Información, MSL Software - www.msl.es





RESULTADOS

42 - 50 m. MARIPOSA MASCULINO



XX CAMPEONATO DE ESPAÑA POR COMUNIDADES AUTONOMAS, 30.04 AL 02.05.04

LEON

Datos técnicos: Piscina de 25 m., Cronometraje Electrónico

02/05/2004

RK	Licencia	Nombre	Año	Fed. Territo	Pts.	Resultado
R.E.: 23.37 ULIBARRI MARTINEZ JORGE PALMA M. 21/12/2000						
1	006269737	CABANAS ALBERCA JOSE JAVIER	1984	MADRILE	50	25.27 25.27
2	043129498	GOMEZ-REINO SASTRE FERNANDO	1981	BALEARE	50	25.45 25.45
3	052346455	ZARZOSA ALONSO FERNANDO	1978	GALICIA	50	25.70 25.70
4	005920381	TAMARAL MORENO RAFAEL	1982	CMANCHA	50	25.84 25.84
5	044828698	RAMA MARTINEZ GUSTAVO	1982	GALICIA	50	25.90 25.90
6	044621893	URTASUN BASARTE JAVIER	1980	NAVARRA	50	26.01 26.01
7	016077515	BILDOSOLA AGIRREGOMEZKORT I.	1983	PSVASCO	50	26.03 26.03
8	071283679	PEREZ ANTOLIN SAMUEL	1985	CSTLEON	50	26.21 26.21
9	044409280	GARCIA GIL ELEUTERIO	1982	ASTURIA	50	26.43 26.43
9	050966484	AZPEITIA PEREZ PABLO V.	1984	MADRILE	50	26.43 26.43
9	048402360	CORBALAN KEITH ALVARO	1986	MURCIA	50	26.43 26.43
12	072477394	URBIETA GARATE OMAR	1981	PSVASCO	50	26.45 26.45
13	012336900	HERNANDEZ ANDRES HECTOR	1984	CSTLEON	50	26.46 26.46
14	006264736	INFANTES SERRANO DAVID	1982	CMANCHA	50	26.55 26.55
15	053535342	FERNANDEZ PEREZ MARCOS	1984	ASTURIA	50	26.71 26.71
16	072708175	OLIVER ROLDAN DAVID	1987	NAVARRA	50	26.73 26.73
17	043132492	MORCILLO VIDAL DANIEL	1986	BALEARE	50	26.86 26.86
18	016603766	ROMERO HIPOLITO JONATHAN	1981	LRIOJA	50	27.37 27.37
19	023295415	BAENAS NAVARRO PEDRO ANGEL	1989	MURCIA	50	27.41 27.41
20	016600477	MARTINEZ SAMANO JUAN CARLOS	1980	LRIOJA	50	27.59 27.59
21	008874499	ROSADO GIL JOSE ALBERTO	1980	EXTREMA	50	27.78 27.78
22	045305289	CALZADO LIARTE JOSE MANUEL	1985	MELILLA	50	27.84 27.84
23	076129802	ALONSO MARTIN MANUEL	1986	EXTREMA	50	28.24 28.24
24	072073141	GOMEZ PEREZ SERGIO	1985	CANTABR	50	28.25 28.25
25	072081562	CAMPUZANO HURBON ANGEL	1987	CANTABR	50	29.39 29.39

RT: RETIRADO DES: DESCALIFICADO MMN: M.M. Nac. (Para Edades)  
 NP: NO PRESENTADO BAJ: BAJA





XX CAMPEONATO DE ESPAÑA POR COMUNIDADES AUTONOMAS, 30.04 AL 02.05.04

LEON

Datos técnicos: Piscina de 25 m., Cronometraje Electrónico

02/05/2004

R.E.:	23.37	ULIBARRI MARTINEZ JORGE	PALMA M.	21/12/2000		
RK	Licencia	Nombre	Año	Fed. Territo	Pts.	Resultado
26	045290490	LAHABIB MOHAMED YAMAL SLIM	1987	MELILLA	50 30.46 30.46	7,0 30.46

RT: RETIRADO      DES: DESCALIFICADO      MMN: M.M. Nac. (Para Edades)  
 NP: NO PRESENTADO      BAJ: BAJA

MSL SW.RESULTADOS\_PRUEBA.42-5 Información correcta a 18:00:05 02/05/2004  
 SPORTEC Sistemas de Información, MSL Software - www.msl.es





RESULTADOS

43 - 4x100 ESTILOS FEMENINO



XX CAMPEONATO DE ESPAÑA POR COMUNIDADES AUTONOMAS, 30.04 AL 02.05.04

LEON

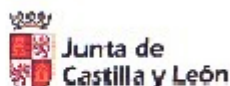
Datos técnicos: Piscina de 25 m., Cronometraje Electrónico

02/05/2004

R.E.: 4:08.34 FED. ANDALUCIA PALMA MALLORCA 04/05/2003

RK	Fed. Terri	Nombre	Fed. Territorial			Pts.	Resultado
1	FED. ASTURIAS		ASTURIA			70,0	4:21.47
	1	ALVAREZ GARCIA VERONICA	1984	50	31.29	100	1:04.92
					31.29		33.63
	2	GONZALEZ PENA ANA	1986	150	1:37.98	200	2:17.14
					33.06		39.16
	3	GARCIA TRUEBA EMMA	1986	250	2:47.82	300	3:23.19
					30.68		35.37
	4	GONZALEZ GAVILAN SONIA	1989	350	3:51.00	400	4:21.47
					27.81		30.47
2	FED. PAIS VASCO		PSVASCO			64,0	4:22.54
	1	SASETA ESTEBANEZ ANE	1983	50	31.16	100	1:04.10
					31.16		32.94
	2	ARANBARRI LARRAÑAGA ANE	1988	150	1:38.39	200	2:17.64
					34.29		39.25
	3	BERRUETE DIEGO AMAIA	1988	250	2:47.94	300	3:25.59
					30.30		37.65
	4	GORBEA LORENZO ILUNE	1986	350	3:53.05	400	4:22.54
					27.46		29.49
3	FED. GALICIA		GALICIA			60,0	4:23.64
	1	CARBALLIDO ROMERO PAULA	1979	50	32.01	100	1:05.00
					32.01		32.99
	2	CEBALLOS SEGADÉ SARA	1987	150	1:39.78	200	2:18.79
					34.78		39.01
	3	CURROS MATA NOELIA	1987	250	2:49.91	300	3:25.03
					31.12		35.12
	4	MUÑIZ QUINTELA UXIA	1983	350	3:53.32	400	4:23.64
					28.29		30.32
4	FED. MADRID		MADRILE			58,0	4:24.70
	1	QUIÑONES LEDESMA GUIOMAR	1986	50	33.40	100	1:08.17
					33.40		34.77
	2	NUÑEZ ALVAREZ IRIS	1988	150	1:43.75	200	2:23.66
					35.58		39.91
	3	ZAMORA SOTO IRENE	1982	250	2:53.37	300	3:27.53
					29.71		34.16
	4	HERRAEZ DE LA CALLE ARACELI	1983	350	3:54.37	400	4:24.70
					26.84		30.33
5	FED. CASTILLA LEON		CSTLEON			56,0	4:28.68
	1	LOSANTOS PRIETO ESTHER	1983	50	32.69	100	1:07.80
					32.69		35.11
	2	FELIZ GARCIA NOEMI	1988	150	1:43.23	200	2:22.94
					35.43		39.71
	3	GONZALEZ ARRANZ SILVIA	1979	250	2:53.50	300	3:28.79
					30.56		35.29
	4	PRIETO RODRIGUEZ ALEJANDRA	1987	350	3:57.44	400	4:28.68
					28.65		31.24

RT: RETIRADO DES: DESCALIFICADO MMN: M.M. Nac. (Para Edades)  
 NP: NO PRESENTADO BAJ: BAJA





XX CAMPEONATO DE ESPAÑA POR COMUNIDADES AUTONOMAS, 30.04 AL 02.05.04

LEON

Datos técnicos: Piscina de 25 m., Cronometraje Electrónico

02/05/2004

R.E.:	4:08.34	FED. ANDALUCIA	PALMA MALLORCA				04/05/2003
RK	Fed. Terri	Nombre	Fed. Territorial			Pts.	Resultado
6	FED. CASTILLA LA MANCHA		CMANCHA			54,0	4:30.42
1	MARTINEZ MAROTO NOEMÍ		1987	50	33.25 33.25	100	1:08.72 35.47
2	GARCIA-PARDO MENCHERO Mª PILAR		1990	150	1:44.81 36.09	200	2:25.75 40.94
3	PEREZ LOPEZ PATRICIA		1977	250	2:55.73 29.98	300	3:30.26 34.53
4	DE DIEGO MARCHAMALO PATRICIA		1985	350	3:58.93 28.67	400	4:30.42 31.49
7	FED. BALEARES		BALEARE			52,0	4:31.04
1	COSTA SCHMID MELANIE		1989	50	32.58 32.58	100	1:06.65 34.07
2	PEREZ BAUMANN ISABEL		1986	150	1:41.90 35.25	200	2:21.50 39.60
3	PLANAS DE LA CRUZ TERESA		1987	250	2:53.90 32.40	300	3:29.40 35.50
4	BARRES BISQUERRA BEGOÑA		1986	350	3:59.37 29.97	400	4:31.04 31.67
8	FED. EXTREMADURA		EXTREMA			50,0	4:36.75
1	MARTINEZ RODRIGUEZ Mª DOLORES		1979	50	32.81 32.81	100	1:08.58 35.77
2	GARCIA PEREZ MARTA		1987	150	1:46.07 37.49	200	2:29.24 43.17
3	CASILLAS RAMOS ALICIA		1987	250	3:00.61 31.37	300	3:36.58 35.97
4	MARTINEZ PRADA DIANA		1987	350	4:05.31 28.73	400	4:36.75 31.44
9	FED. MURCIA		MURCIA			48,0	4:39.32
1	MOYA LOPEZ VIRGINIA		1989	50	32.72 32.72	100	1:08.58 35.86
2	MIRALLES HERNANDEZ CARMEN		1987	150	1:45.91 37.33	200	2:27.91 42.00
3	DIAZ GARCIA CAROLINA		1989	250	2:59.42 31.51	300	3:35.68 36.26
4	CARRION GARCIA ALICIA		1988	350	4:05.77 30.09	400	4:39.32 33.55
10	FED. NAVARRA		NAVARRA			46,0	4:40.77
1	ORZAIZ IBARRA LEIRE		1988	50	33.91 33.91	100	1:10.74 36.83
2	PEREZ GOICOA SARA		1985	150	1:47.54 36.80	200	2:28.88 41.34
3	CELORRIO RETA AINHOA		1985	250	3:01.75 32.87	300	3:39.39 37.64
4	GENDIVE MARTIN NEREA		1988	350	4:08.24 28.85	400	4:40.77 32.53

RT: RETIRADO      DES: DESCALIFICADO      MMN: M.M. Nac. (Para Edades)  
 NP: NO PRESENTADO      BAJ: BAJA





XX CAMPEONATO DE ESPAÑA POR COMUNIDADES AUTONOMAS, 30.04 AL 02.05.04

LEON

Datos técnicos: Piscina de 25 m., Cronometraje Electrónico

02/05/2004

R.E.: 4:08.34 FED. ANDALUCIA PALMA MALLORCA 04/05/2003

RK	Fed. Terri	Nombre	Fed. Territorial					Pts.	Resultado
11	FED. CANTABRIA		CANTABR					44,0	4:48.60
1	BUSTILLO CORTAVITARTE REBECA	1989	50	34.62	100	1:11.53			
				34.62		36.91			
2	ARANA GONZALVEZ MERCEDES	1990	150	1:50.34	200	2:34.31			
				38.81		43.97			
3	VEGA RODRIGUEZ CLARA	1989	250	3:07.78	300	3:46.57			
				33.47		38.79			
4	CORRALES GONZALVEZ ALEXANDRA	1987	350	4:16.61	400	4:48.60			
				30.04		31.99			
12	FED. LA RIOJA		LRIOJA					42,0	5:05.03
1	JIMENEZ SARRAMIAN RAQUEL	1982	50	37.38	100	1:19.02			
				37.38		41.64			
2	MARRODAN LAZARO MARIA	1990	150	1:58.13	200	2:42.19			
				39.11		44.06			
3	SALIDO SOMALO ELENA	1980	250	3:17.40	300	3:57.15			
				35.21		39.75			
4	CUBILLOS AUSIN ELENA	1985	350	4:29.67	400	5:05.03			
				32.52		35.36			

RT: RETIRADO DES: DESCALIFICADO MMN: M.M. Nac. (Para Edades)  
 NP: NO PRESENTADO BAJ: BAJA







RESULTADOS

44 - 4x100 ESTILOS MASCULINO



XX CAMPEONATO DE ESPAÑA POR COMUNIDADES AUTONOMAS, 30.04 AL 02.05.04

LEON

Datos técnicos: Piscina de 25 m., Cronometraje Electrónico

02/05/2004

R.E.: 3:36.92 SELECCION ESPAÑOLA PALMA M. 02/12/1993

RK	Fed. Terri	Nombre	Fed. Territorial			Pts.	Resultado
1	FED. MADRID		MADRILE			70,0	3:48.00
	1	CABANAS ALBERCA JOSE JAVIER	1984	50	27.52	100	57.64
					27.52		30.12
	2	BAREA DE ORBE FERNANDO	1981	150	1:26.97	200	2:00.77
					29.33		33.80
	3	AZPEITIA PEREZ PABLO V.	1984	250	2:27.24	300	2:58.07
					26.47		30.83
	4	ESTEBAN ROMERO DANIEL	1978	350	3:21.59	400	3:48.00
					23.52		26.41
2	FED. GALICIA		GALICIA			64,0	3:50.78
	1	MARTINEZ RODRIGUEZ JAVIER	1982	50	27.68	100	58.02
					27.68		30.34
	2	FONTAN CARAMES JOSE LUIS	1983	150	1:28.32	200	2:03.43
					30.30		35.11
	3	ZARZOSA ALONSO FERNANDO	1978	250	2:29.22	300	2:59.04
					25.79		29.82
	4	RAMA MARTINEZ GUSTAVO	1982	350	3:22.79	400	3:50.78
					23.75		27.99
3	FED. PAIS VASCO		PSVASCO			60,0	3:50.90
	1	IRIONDO ANACABE MIKEL	1979	50	28.17	100	58.73
					28.17		30.56
	2	ISUSKIZA BENGOTXEA EDER	1982	150	1:28.75	200	2:03.92
					30.02		35.17
	3	URBIETA GARATE OMAR	1981	250	2:30.23	300	3:00.59
					26.31		30.36
	4	BILDOSOLA AGIRREGOMEZKORT I.	1983	350	3:24.19	400	3:50.90
					23.60		26.71
4	FED. ASTURIAS		ASTURIA			58,0	3:51.61
	1	FERNANDEZ CORDOBA DIEGO	1985	50	28.94	100	59.11
					28.94		30.17
	2	GARCIA ALONSO SERGIO	1979	150	1:28.11	200	2:01.76
					29.00		33.65
	3	GARCIA GIL ELEUTERIO	1982	250	2:28.34	300	2:59.93
					26.58		31.59
	4	ARTIME RODRIGUEZ PABLO	1979	350	3:24.46	400	3:51.61
					24.53		27.15
5	FED. CASTILLA LEON		CSTLEON			56,0	3:51.73
	1	PRUDENCIO OLIVA C. MAURICIO	1980	50	28.36	100	58.55
					28.36		30.19
	2	GARCIA LOPEZ CARLOS ANGEL	1985	150	1:28.47	200	2:03.04
					29.92		34.57
	3	HERNANDEZ ANDRES HECTOR	1984	250	2:29.61	300	3:00.83
					26.57		31.22
	4	GARCIA PASTOR ALVARO	1982	350	3:24.52	400	3:51.73
					23.69		27.21

RT: RETIRADO DES: DESCALIFICADO MMN: M.M. Nac. (Para Edades)  
NP: NO PRESENTADO BAJ: BAJA





RESULTADOS

44 - 4x100 ESTILOS MASCULINO



XX CAMPEONATO DE ESPAÑA POR COMUNIDADES AUTONOMAS, 30.04 AL 02.05.04

LEON

Datos técnicos: Piscina de 25 m., Cronometraje Electrónico

02/05/2004

R.E.: 3:36.92 SELECCION ESPAÑOLA PALMA M. 02/12/1993

RK	Fed. Terri	Nombre	Fed. Territorial					Pts.	Resultado
6	FED. BALEARES		BALEARE					54,0	3:56.12
1	COSTA SCHMID VALENTIN	1981	50	29.01	100	59.36			
				29.01		30.35			
2	POU GELABERT NICOLAS	1987	150	1:30.71	200	2:06.49			
				31.35		35.78			
3	GOMEZ-REINO SASTRE FERNANDO	1981	250	2:32.83	300	3:01.90			
				26.34		29.07			
4	CARDONA RECIO JAVIER	1986	350	3:26.86	400	3:56.12			
				24.96		29.26			
7	FED. CASTILLA LA MANCHA		CMANCHA					52,0	3:59.77
1	DE DIOS LASA MOISES	1986	50	29.91	100	1:01.79			
				29.91		31.88			
2	ALARZA VICENTE JESUS M.	1985	150	1:33.70	200	2:09.33			
				31.91		35.63			
3	INFANTES SERRANO DAVID	1982	250	2:36.32	300	3:07.18			
				26.99		30.86			
4	TAMARAL MORENO RAFAEL	1982	350	3:32.32	400	3:59.77			
				25.14		27.45			
8	FED. LA RIOJA		LRIOJA					50,0	4:02.20
1	BARRIO DIAZ DANIEL	1982	50	29.57	100	1:00.71			
				29.57		31.14			
2	IBAÑEZ MARTINEZ GONZALO	1978	150	1:31.73	200	2:07.14			
				31.02		35.41			
3	MARTINEZ SAMANO JUAN CARLOS	1980	250	2:35.65	300	3:07.50			
				28.51		31.85			
4	ROMERO HIPOLITO JONATHAN	1981	350	3:33.93	400	4:02.20			
				26.43		28.27			
9	FED. EXTREMADURA		EXTREMA					48,0	4:03.17
1	DE LA MORENA AGUIRRE MANUEL	1984	50	30.34	100	1:02.35			
				30.34		32.01			
2	ROSADO BENITO LUIS JOAQUIN	1986	150	1:34.23	200	2:11.02			
				31.88		36.79			
3	FLORES GRANADO MARCIAL	1987	250	2:38.41	300	3:09.93			
				27.39		31.52			
4	CASTELLANO JIMENEZ RAFAEL A.	1978	350	3:35.69	400	4:03.17			
				25.76		27.48			
10	FED. MURCIA		MURCIA					46,0	4:03.48
1	DIAZ SANCHEZ ALBERTO	1987	50	29.84	100	1:01.93			
				29.84		32.09			
2	BAYONA MARTINEZ EUSEBIO	1984	150	1:33.44	200	2:09.81			
				31.51		36.37			
3	CORBALAN KEITH ALVARO	1986	250	2:38.04	300	3:10.56			
				28.23		32.52			
4	MORALES ACOSTA BARTOLOME	1985	350	3:35.43	400	4:03.48			
				24.87		28.05			

RT: RETIRADO DES: DESCALIFICADO MMN: M.M. Nac. (Para Edades)  
 NP: NO PRESENTADO BAJ: BAJA





RESULTADOS

44 - 4x100 ESTILOS MASCULINO



XX CAMPEONATO DE ESPAÑA POR COMUNIDADES AUTONOMAS, 30.04 AL 02.05.04

LEON

Datos técnicos: Piscina de 25 m., Cronometraje Electrónico

02/05/2004

R.E.: 3:36.92 SELECCION ESPAÑOLA PALMA M. 02/12/1993

RK	Fed. Terri	Nombre	Fed. Territorial					Pts.	Resultado
11	FED. NAVARRA		NAVARRA					44,0	4:04.09
	1	CELORRIO RETA MIKEL	1988	50	30.46	100	1:04.25		
					30.46		33.79		
	2	CAREAGA CIERVIDE NICOLAS	1984	150	1:35.04	200	2:12.49		
					30.79		37.45		
	3	OLIVER ROLDAN DAVID	1987	250	2:39.64	300	3:10.75		
					27.15		31.11		
	4	ENERIZ ARRAIZA ASIER	1986	350	3:36.04	400	4:04.09		
					25.29		28.05		
12	FED. MELILLA		MELILLA					42,0	4:15.63
	1	LOPEZ MORATA JOSE ANTONIO	1988	50	31.25	100	1:04.62		
					31.25		33.37		
	2	SANCHEZ MORENO F.A.	1987	150	1:36.42	200	2:11.92		
					31.80		35.50		
	3	CALZADO LIARTE JOSE MANUEL	1985	250	2:40.26	300	3:14.83		
					28.34		34.57		
	4	BELTRAN GARCIA DAVID	1990	350	3:43.46	400	4:15.63		
					28.63		32.17		
13	FED. CANTABRIA		CANTABR					40,0	4:23.17
	1	CIFRIAN CASADO GUILLERMO	1988	50	31.38	100	1:04.90		
					31.38		33.52		
	2	APARICIO MATIA MARIO	1988	150	1:40.14	200	2:22.70		
					35.24		42.56		
	3	GOMEZ PEREZ SERGIO	1985	250	2:51.79	300	3:25.69		
					29.09		33.90		
	4	MANRIQUE ZAMORA ALEJANDRO	1988	350	3:49.23	400	4:23.17		
					23.54		33.94		

RT: RETIRADO DES: DESCALIFICADO MMN: M.M. Nac. (Para Edades)  
NP: NO PRESENTADO BAJ: BAJA

MSL SW.RES\_RELEVOS\_PRUEBA.44- Información correcta a 18:24:25 02/05/2004  
SPORTEC Sistemas de Información, MSL Software - www.msl.es





## XX CAMPEONATO DE ESPAÑA POR COMUNIDADES AUTONOMAS, 30.04 AL 02.05.04

LEÓN

Datos técnicos: Piscina de 25 m., Cronometraje Electrónico

## ABSO MIXTO

Rank.	Club	Pts.
1	FED. MADRID	1.298,5
2	FED. CASTILLA LEON	1.285,0
3	FED. PAIS VASCO	1.149,0
4	FED. GALICIA	1.135,0
5	FED. ASTURIAS	1.030,0
6	FED. BALEARES	964,5
7	FED. CASTILLA LA MANCHA	911,0
8	FED. NAVARRA	879,0
9	FED. MURCIA	786,0
10	FED. EXTREMADURA	744,0
11	FED. LA RIOJA	715,0
12	FED. CANTABRIA	500,0
13	FED. MELILLA	470,0





ABSO MIXTO

Rank.	Club	Pts.
1	FED. MADRID	1.255,5
2	FED. ASTURIAS	1.201,5
3	FED. GALICIA	1.192,5
4	FED. CASTILLA LEON	1.117,5
5	FED. PAIS VASCO	1.110,5
6	FED. BALEARES	1.060,5
7	FED. CASTILLA LA MANCHA	889,0
8	FED. MURCIA	880,0
9	FED. EXTREMADURA	825,0
10	FED. NAVARRA	713,0
11	FED. CANTABRIA	607,0
12	FED. LA RIOJA	447,0
13	FED. MELILLA	248,0



ABSO MIXTO

Rank.	Club	Pts.
1	FED. MADRID	2.554,0
2	FED. CASTILLA LEON	2.402,5
3	FED. GALICIA	2.327,5
4	FED. PAIS VASCO	2.259,5
5	FED. ASTURIAS	2.231,5
6	FED. BALEARES	2.025,0
7	FED. CASTILLA LA MANCHA	1.800,0
8	FED. MURCIA	1.666,0
9	FED. NAVARRA	1.592,0
10	FED. EXTREMADURA	1.569,0
11	FED. LA RIOJA	1.162,0
12	FED. CANTABRIA	1.107,0
13	FED. MELILLA	718,0

