



RESULTADOS

1 - 200 m. LIBRE MASCULINO



VI COPA DE ESPAÑA CLUBES INFANTIL, 27 Y 28 DE MARZO DE 2004

VALLADOLID

Datos técnicos: Piscina de 25 m., Cronometraje Electrónico

27/03/2004

MMN.15		1:52.24	PAYERAS BIAYNA MIGUEL				PALMA M.		24/11/2002	
MMN.16		1:50.56	PAYERAS BIAYNA MIGUEL				PALMA DE MALLORCA		04/05/2003	
RK	Licencia	Nombre	Año	Club	50	100	150	200	Pts.	Resultado
1	030992833	MUÑOZ PEREZ RAFAEL	1988	VALEGRE	26.96 26.96	56.48 29.52	1:25.96 29.48	1:55.30 29.34	51,0	1:55.30
2	020485033	BENAGES SIMO VICTOR	1988	CAZAHAR	26.79 26.79	56.73 29.94	1:26.80 30.07	1:55.43 28.63	48,0	1:55.43
3	044718697	BLANCO MACHADO JOSE Mª	1988	METPOLE	27.31 27.31	57.04 29.73	1:27.19 30.15	1:56.84 29.65	46,0	1:56.84
4	050885651	JIMENEZ MARTIN ADRIAN	1988	CANOENC	27.14 27.14	57.06 29.92	1:27.24 30.18	1:57.20 29.96	45,0	1:57.20
5	046410823	CATALAN PEREA AARON	1988	CATALUN	27.81 27.81	58.65 30.84	1:30.01 31.36	1:59.36 29.35	44,0	1:59.36
6	042210590	MARIÑO SANTANA JAVIER	1988	METPOLE	27.32 27.32	57.48 30.16	1:28.20 30.72	1:59.56 31.36	43,0	1:59.56
7	045497788	UROZ MUÑOZ VICTOR	1989	TARRASA	27.67 27.67	58.17 30.50	1:29.06 30.89	1:59.59 30.53	41,5	1:59.59
7	005693815	DEL CERRO MARTÍN-ONDARZA JAIME	1988	CIUREAL	28.36 28.36	58.97 30.61	1:29.39 30.42	1:59.59 30.20	41,5	1:59.59
9	012339329	ALONSO TELLEZ JOSE ANTONIO	1988	SARABRI	27.44 27.44	57.66 30.22	1:28.81 31.15	2:00.27 31.46	40,0	2:00.27
10	041008600	SAN MARTIN TRESOLS LUIS	1988	SANDREU	28.21 28.21	58.87 30.66	1:29.78 30.91	2:00.78 31.00	39,0	2:00.78
11	072994268	GARCIA BAJO MIGUEL	1988	MOLIVAR	28.67 28.67	59.16 30.49	1:30.55 31.39	2:00.84 30.29	38,0	2:00.84
12	043445160	MARTINEZ GARCIA FERRAN	1988	CATALUN	28.70 28.70	59.42 30.72	1:30.02 30.60	2:01.27 31.25	37,0	2:01.27
13	071128852	VICO ABAD JOSE	1988	GIMVALL	27.90 27.90	58.48 30.58	1:29.93 31.45	2:01.35 31.42	36,0	2:01.35
14	043169796	RODRIGUEZ PULIDO JUAN LUIS	1989	CNPALMA	28.06 28.06	58.76 30.70	1:30.16 31.40	2:01.53 31.37	35,0	2:01.53
15	071772266	PARADIÑEIRO ALVAREZ HECTOR	1988	S.OLAYA	27.63 27.63	58.88 31.25	1:30.98 32.10	2:02.61 31.63	34,0	2:02.61
16	020478910	GONZALEZ JUAREZ VICTOR	1988	CAZAHAR	27.99 27.99	58.91 30.92	1:30.93 32.02	2:03.03 32.10	33,0	2:03.03
17	050982648	RODRIGUEZ GONZALEZ JOSE	1988	CANOENC	27.72 27.72	58.64 30.92	1:30.85 32.21	2:03.08 32.23	32,0	2:03.08
18	030972798	DE LA HABA ALBA ANTONIO	1989	VALEGRE	28.68 28.68	59.81 31.13	1:31.88 32.07	2:03.48 31.60	31,0	2:03.48
19	043557753	PERALTA SABATE MARC	1988	SANDREU	29.38 29.38	1:01.15 31.77	1:32.74 31.59	2:03.69 30.95	30,0	2:03.69
20	047179977	LOPEZ ROT AARON	1988	SABADEL	28.62 28.62	59.83 31.21	1:32.10 32.27	2:04.36 32.26	29,0	2:04.36
21	044193796	ARACIL HERRERO MARC	1989	HOSPITA	30.13 30.13	1:02.19 32.06	1:34.82 32.63	2:06.57 31.75	28,0	2:06.57
22	047175821	QUINTILLA ARTACHO GERARD	1988	SABADEL	29.19 29.19	1:01.56 32.37	1:34.49 32.93	2:07.43 32.94	27,0	2:07.43
23	076963585	SUAREZ FELGUEROSO EFREN	1989	NOVIEDO	29.39 29.39	1:01.98 32.59	1:35.81 33.83	2:07.64 31.83	26,0	2:07.64
24	070247313	CALLE MUÑOZ M.C.	1988	GIMVALL	29.38 29.38	1:01.39 32.01		2:08.11 2:08.1	25,0	2:08.11

RT: RETIRADO DES: DESCALIFICADO MMN: M.M. Nac. (Para Edades)  
 NP: NO PRESENTADO BAJ: BAJA RE: Record Pais

MSL SW.RESULTADOS\_PRUEBA.1-20 Información correcta a 12:11:18 27/03/2004

SPORTREC Sistemas de Información, MSL Software - www.msl.es



Junta de Castilla y León

Caja España





RESULTADOS

1 - 200 m. LIBRE MASCULINO



VI COPA DE ESPAÑA CLUBES INFANTIL, 27 Y 28 DE MARZO DE 2004

VALLADOLID

Datos técnicos: Piscina de 25 m., Cronometraje Electrónico

27/03/2004

MMN.15	1:52.24	PAYERAS BIAYNA MIGUEL	PALMA M.						24/11/2002					
MMN.16	1:50.56	PAYERAS BIAYNA MIGUEL	PALMA DE MALLORCA						04/05/2003					
RK	Licencia	Nombre	Año	Club							Pts.	Resultado		
25	050861315	MARTINEZ COTO PABLO	1988	MARLINS	50	29.30	100	1:01.80	150	1:35.16	200	2:08.30	23,5	2:08.30
						29.30		32.50		33.36		33.14		
25	012340984	HERNANSANZ QUEVEDO JAIME	1989	SARABRI	50	29.01	100	1:00.59	150	1:34.52	200	2:08.30	23,5	2:08.30
						29.01		31.58		33.93		33.78		
27	053553444	VALDES VALDAZO JAVIER	1988	S.OLAYA	50	28.22	100	1:00.79	150	1:35.11	200	2:09.69	22,0	2:09.69
						28.22		32.57		34.32		34.58		
28	046474291	MARIN DIEZ VICTOR	1989	HOSPITA	50	30.45	100	1:03.98	150	1:37.36	200	2:10.32	21,0	2:10.32
						30.45		33.53		33.38		32.96		
29	074364225	PUCHE TORRES ALBERTO	1988	CNELCHE	50	30.05	100	1:03.38	150	1:37.55	200	2:10.44	20,0	2:10.44
						30.05		33.33		34.17		32.89		
30	071292903	DEL VAL OLALLA RODRIGO	1989	CASTILB	50	30.86	100	1:04.78	150	1:38.44	200	2:10.54	19,0	2:10.54
						30.86		33.92		33.66		32.10		
31	073397837	CHIAPPE MADSEN SEBASTIAN	1988	MEDITER	50	30.08	100	1:03.70	150	1:37.98	200	2:11.38	18,0	2:11.38
						30.08		33.62		34.28		33.40		
32	053174028	SEOANE LIBERATA ARTURO	1989	GALAICO	50	29.12	100	1:01.81	150	1:36.56	200	2:12.41	17,0	2:12.41
						29.12		32.69		34.75		35.85		
33	073002908	BANZO GALLEGU MARCOS	1989	MOLIVAR	50	29.90	100	1:02.88	150	1:37.93	200	2:12.56	16,0	2:12.56
						29.90		32.98		35.05		34.63		
34	076829043	OGANDO BEREHA HUGO	1989	GALAICO	50	30.54	100	1:04.16	150	1:38.22	200	2:12.95	15,0	2:12.95
						30.54		33.62		34.06		34.73		
35	099075418	GOMEZ PEREZ ALBERT	1988	MATARO	50	30.37	100	1:03.75	150	1:38.28	200	2:13.04	14,0	2:13.04
						30.37		33.38		34.53		34.76		
36	043118865	NAVARRO REAL FRANCESC	1988	CNPALMA	50	30.90	100	1:05.27	150	1:39.86	200	2:13.47	13,0	2:13.47
						30.90		34.37		34.59		33.61		
37	074243249	MARTIN FLORES ALBERTO	1988	CNELCHE	50	30.60	100	1:04.69	150	1:39.33	200	2:13.57	12,0	2:13.57
						30.60		34.09		34.64		34.24		
38	005707270	GARCÍA MARTINEZ DAVID	1989	CIUREAL	50	30.55	100	1:05.12	150	1:40.20	200	2:14.35	11,0	2:14.35
						30.55		34.57		35.08		34.15		
39	029129185	SANCHEZ MONTERDE GABRIEL	1989	STVENEC	50	29.69	100	1:04.61	150	1:40.71	200	2:14.58	10,0	2:14.58
						29.69		34.92		36.10		33.87		
40	046985194	LOPEZ SUSMOZAS ROMAN	1988	MEDITER	50	29.73	100	1:03.32	150	1:38.72	200	2:14.71	9,0	2:14.71
						29.73		33.59		35.40		35.99		
41	050892473	PARRA RODRIGUEZ DAVID	1989	MARLINS	50	29.88	100	1:03.36	150	1:39.47	200	2:16.53	8,0	2:16.53
						29.88		33.48		36.11		37.06		
42	076924717	GRACIA ACIN ALVARO	1989	STVENEC	50	30.27	100	1:05.13	150		200	2:17.86	7,0	2:17.86
						30.27		34.86				2:17.8		
43	071670209	SOTO MEDINA PABLO	1988	NOVIEDO	50	30.51	100	1:04.67	150	1:40.48	200	2:19.05	6,0	2:19.05
						30.51		34.16		35.81		38.57		
44	045774385	MEDINA SANTANA ESAU	1988	CIUALTA	50	31.50	100	1:07.37	150	1:44.12	200	2:19.30	5,0	2:19.30
						31.50		35.87		36.75		35.18		
45	045774545	ALVARADO FALCON CARLOS	1989	CIUALTA	50	33.81	100	1:12.09	150	1:51.40	200	2:28.76	4,0	2:28.76
						33.81		38.28		39.31		37.36		
46	P00727009	BLANCO DE MARTINEZ DE MOR J.	1988	CASTILB	50	33.59	100	1:13.05	150	1:54.90	200	2:34.50	3,0	2:34.50
						33.59		39.46		41.85		39.60		

RT: RETIRADO DES: DESCALIFICADO MMN: M.M. Nac. (Para Edades)  
 NP: NO PRESENTADO BAJ: BAJA RE: Record Pais

MSL SW.RESULTADOS\_PRUEBA.1-20 Información correcta a 12:11:18 27/03/2004

SPORTREC Sistemas de Información, MSL Software - www.msl.es



Junta de Castilla y León

Caja España





RESULTADOS

2 - 200 m. LIBRE FEMENINO



VI COPA DE ESPAÑA CLUBES INFANTIL, 27 Y 28 DE MARZO DE 2004

VALLADOLID

Datos técnicos: Piscina de 25 m., Cronometraje Electrónico

20/12/1997

21/12/1994

MMN.13		2:07.00	VIVES MOYA ROSER		PALMA M.		20/12/1997			
MMN.14		2:04.82	ROCA MONTALA LAURA		GRANOLLERS		21/12/1994			
RK	Licencia	Nombre	Año	Club	50	100	150	200	Pts.	Resultado
1	046874803	GOMEZ RAMON ANAIS	1990	SABADEL	30.47	1:03.67	1:37.03	2:10.61	51,0	2:10.61
2	099070467	MARI HUERTA ANDREA	1990	SANDREU	30.75	1:04.61	1:39.16	2:13.93	48,0	2:13.93
3	053307366	PAMPIN SAAVEDRA CARLOTA	1990	NCORUÑA	31.53	1:05.54	1:40.27	2:14.76	46,0	2:14.76
4	099076096	MECA MORA ESTHER	1990	TARRASA	30.69	1:04.72	1:40.27	2:15.24	45,0	2:15.24
5	043169597	BLEDA MARTIN Mª DEL CARMEN	1990	SALLE-P	30.98	1:05.09	1:40.24	2:15.40	44,0	2:15.40
6	036580734	ESTELLER SOTES IRIA	1990	C.N.B.	31.94	1:06.80	1:42.78	2:17.22	43,0	2:17.22
7	047179753	MARTINEZ BLAZQUEZ MIRIAM	1990	SABADEL	31.66	1:06.48	1:42.37	2:17.29	42,0	2:17.29
8	012420830	BALLESTEROS NIETO DANIELA	1990	GIMVALL	31.38	1:06.03	1:41.98	2:17.63	41,0	2:17.63
9	053648411	RANCAÑO BENITEZ ALDANA	1990	S.OLAYA	31.84	1:06.30	1:42.10	2:17.93	40,0	2:17.93
10	044735177	GUERRA GONZALEZ IRIS MARIA	1990	LPALMAS	32.40	1:07.70	1:43.74	2:18.60	39,0	2:18.60
11	046360742	BARRABINO PONCE ANNA	1990	CATALUN	31.70	1:06.29	1:42.54	2:19.15	38,0	2:19.15
12	050984416	SANTOS MOLINERO CAROLINA	1990	COVIBAR	32.48	1:07.52	1:43.90	2:19.78	37,0	2:19.78
13	045775041	GARCIA HERNANDEZ SONIA	1991	LPALMAS	33.20	1:08.60	1:44.75	2:20.12	36,0	2:20.12
14	053554211	FERNANDEZ MARTINEZ MARTA	1990	S.OLAYA	32.58	1:08.59	1:44.96	2:20.35	35,0	2:20.35
15	077420795	VILARIÑO GARCÍA XENIA	1991	GALAICO	33.91	1:10.35	1:46.63	2:20.75	34,0	2:20.75
16	046407169	CUCURULL GUARDIOLA LAURA	1990	CATALUN	32.30	1:08.26	1:44.53	2:21.38	33,0	2:21.38
17	071666017	FERNANDEZ GARCIA MARIA	1990	NOVIEDO	32.43	1:08.23	1:45.31	2:21.39	32,0	2:21.39
18	038864023	ARBONES RUBIO MARTA	1990	MATARO	32.85	1:08.06	1:45.08	2:21.40	31,0	2:21.40
19	025197718	CAMPOS CORREDERA RAQUEL	1990	MOLIVAR	32.98	1:08.29	1:44.40	2:21.47	30,0	2:21.47
20	047808465	CARVAJAL AREVALO ALICIA	1991	GRANOLL	33.19	1:08.86	1:45.51	2:21.50	29,0	2:21.50
21	047883411	HUMEDAS GONZALEZ LAIA	1990	GRANOLL	32.00	1:07.02	1:44.63	2:21.95	28,0	2:21.95
22	076972330	REINAO CEGOÑINO VIRGINIA	1990	APSAGUS	33.03	1:08.70	1:46.02	2:22.98	27,0	2:22.98
23	046462660	GARCIA RODENAS ANNA	1990	HOSPITA	31.89	1:07.68	1:45.63	2:23.14	26,0	2:23.14
24	044739235	MARTIN ROMAN LORENA	1991	METPOLE	33.23	1:09.76	1:47.46	2:23.49	25,0	2:23.49

RT: RETIRADO DES: DESCALIFICADO MMN: M.M. Nac. (Para Edades)  
 NP: NO PRESENTADO BAJ: BAJA RE: Record Pais

MSL SW.RESULTADOS\_PRUEBA.2-20 Información correcta a 12:11:59 27/03/2004

SPORTEC Sistemas de Información, MSL Software - www.msl.es



Junta de Castilla y León

Caja España





RESULTADOS

2 - 200 m. LIBRE FEMENINO



VI COPA DE ESPAÑA CLUBES INFANTIL, 27 Y 28 DE MARZO DE 2004

VALLADOLID

Datos técnicos: Piscina de 25 m., Cronometraje Electrónico

27/03/2004

MMN.13		2:07.00	VIVES MOYA ROSER		PALMA M.		20/12/1997							
MMN.14		2:04.82	ROCA MONTALA LAURA		GRANOLLERS		21/12/1994							
RK	Licencia	Nombre	Año	Club					Pts.	Resultado				
25	074731663	VENEGAS ALONSO ANA	1990	UNIVGRA	50	32.95 32.95	100	1:09.89 36.94	150	1:47.32 37.43	200	2:23.50 36.18	24,0	2:23.50
26	038877760	MONTORO GONZALEZ ROCIO	1990	MATARO	50	32.62 32.62	100	1:08.28 35.66	150	1:45.84 37.56	200	2:23.54 37.70	23,0	2:23.54
27	047883761	MARTINEZ JIMENEZ SILVIA	1990	MEDITER	50	33.41 33.41	100	1:10.03 36.62	150	1:47.91 37.88	200	2:24.19 36.28	22,0	2:24.19
28	075486222	SERVILLERA TORRES MIRIAM	1990	UNIVGRA	50	32.96 32.96	100	1:08.82 35.86	150	1:47.02 38.20	200	2:24.59 37.57	21,0	2:24.59
29	071168883	CAMAZON LLORENTE SANDRA	1991	GIMVALL	50	32.89 32.89	100	1:09.61 36.72	150	1:47.72 38.11	200	2:24.96 37.24	20,0	2:24.96
30	047658191	RODRIGUEZ LOPEZ MONTSERRAT	1990	C.N.B.	50	33.12 33.12	100	1:09.96 36.84	150	1:48.18 38.22	200	2:24.99 36.81	19,0	2:24.99
31	043556686	MARIN ZAMORA AIDA	1991	SANDREU	50	33.04 33.04	100	1:10.12 37.08	150	1:48.23 38.11	200	2:25.69 37.46	18,0	2:25.69
32	047846764	FARRES FONT LAURA	1991	VIC-ETB	50	34.03 34.03	100	1:11.23 37.20	150	1:49.13 37.90	200	2:25.97 36.84	17,0	2:25.97
33	047387942	GARCIA GONZALEZ PATRICIA	1991	NCORUÑA	50	34.23 34.23	100	1:10.50 36.27	150	1:48.23 37.73	200	2:26.04 37.81	16,0	2:26.04
34	071649366	SANCHEZ ALVAREZ ANDREA	1990	NOVIEDO	50	34.17 34.17	100	1:11.12 36.95	150	1:49.06 37.94	200	2:26.27 37.21	15,0	2:26.27
35	073002449	DOBON RICARTE VEGA	1991	MOLIVAR	50	33.86 33.86	100	1:11.25 37.39	150	1:49.43 38.18	200	2:26.54 37.11	14,0	2:26.54
36	077419956	COUTO LOPEZ ANDREA	1990	GALAICO	50	33.64 33.64	100	1:10.81 37.17	150	1:49.38 38.57	200	2:26.78 37.40	13,0	2:26.78
37	043184301	FORTEZA PIERAS Mª DEL CARMEN	1990	SALLE-P	50	33.64 33.64	100	1:10.97 37.33	150	1:49.28 38.31	200	2:26.96 37.68	12,0	2:26.96
38	047873885	ESCUDERO MARTINEZ MARTA	1991	MEDITER	50	34.77 34.77	100	1:12.47 37.70	150	1:50.49 38.02	200	2:27.63 37.14	11,0	2:27.63
39	000693194	LOPEZ TEJERO FATIMA	1990	COVIBAR	50	33.52 33.52	100	1:10.48 36.96	150	1:49.39 38.91	200	2:27.87 38.48	10,0	2:27.87
40	074370890	ESPADAS MACIA LAURA	1990	CNELCHE	50	33.38 33.38	100	1:09.75 36.37	150	1:48.69 38.94	200	2:27.90 39.21	9,0	2:27.90
41	044733852	CONCEPCION ALEIXANDRE PAULA	1990	METPOLE	50	33.34 33.34	100	1:11.06 37.72	150	1:50.19 39.13	200	2:28.07 37.88	8,0	2:28.07
42	099076109	DOMENECH CANET MARTA	1990	TARRASA	50	33.93 33.93	100	1:12.22 38.29	150	1:51.07 38.85	200	2:30.18 39.11	7,0	2:30.18
43	099168084	VALERO PORTERO MARTA	1991	CNELCHE	50	33.17 33.17	100	1:11.49 38.32	150	1:51.59 40.10	200	2:31.13 39.54	6,0	2:31.13
44	046474659	VALCARCE VEIGAS CAROLINA	1991	HOSPITA	50	34.48 34.48	100	1:13.06 38.58	150	1:54.21 41.15	200	2:34.49 40.28	5,0	2:34.49
45	073006227	VELILLA GUERRERO CORAL	1991	APSAGUS	50	36.20 36.20	100	1:17.05 40.85	150	1:58.62 41.57	200	2:38.39 39.77	4,0	2:38.39
46	043184275	MOYA PELLICER Mª VICTORIA	1991	CVOLTOR	50	38.04 38.04	100	1:18.33 40.29	150	2:00.47 42.14	200	2:41.30 40.83	3,0	2:41.30
47	047852790	CASACUBERTA SOLER AINA	1991	VIC-ETB	50	36.06 36.06	100	1:17.47 41.41	150	2:01.65 44.18	200	2:47.85 46.20	2,0	2:47.85
48	043156930	ESCOBAR CASADO MARTA	1990	CVOLTOR	50	42.04 42.04	100	1:27.97 45.93	150	2:14.97 47.00	200	3:00.92 45.95	1,0	3:00.92

RT: RETIRADO DES: DESCALIFICADO MMN: M.M. Nac. (Para Edades)  
 NP: NO PRESENTADO BAJ: BAJA RE: Record Pais

MSL SW.RESULTADOS\_PRUEBA.2-20 Información correcta a 12:11:59 27/03/2004

SPORTREC Sistemas de Información, MSL Software - www.msl.es



Junta de Castilla y León

Caja España





RESULTADOS

3 - 100 m. MARIPOSA MASCULINO



VI COPA DE ESPAÑA CLUBES INFANTIL, 27 Y 28 DE MARZO DE 2004

VALLADOLID

Datos técnicos: Piscina de 25 m., Cronometraje Electrónico

27/03/2004

MMN.15	57.50	BALLESTER RUBERT JOSE LUIS	SABADELL	08/12/1984
MMN.16	56.30	FONT GARCIA ROGER	BARCELONA	20/12/1989

RK	Licencia	Nombre	Año	Club			Pts.	Resultado
1	030992833	MUÑOZ PEREZ RAFAEL	1988	VALEGRE	50	27.56   58.56	51,0	58.56
						27.56   31.00		
2	044992918	DE CLARES RIVERO RAFAEL	1988	SABADEL	50	26.83   59.03	48,0	59.03
						26.83   32.20		
3	072991108	LASANTA RICA DAVID	1988	STVENEK	50	27.94   59.55	46,0	59.55
						27.94   31.61		
4	044732569	RODRIGUEZ MONTESDEOCA KEVIN	1989	CIUALTA	50	28.13   1:00.16	45,0	1:00.16
						28.13   32.03		
5	042217232	BELINCHON BEUN PEDRO	1988	METPOLE	50	28.30   1:00.48	44,0	1:00.48
						28.30   32.18		
6	005708671	BALLESTEROS MORA DAVID	1989	CIUREAL	50	28.82   1:01.06	43,0	1:01.06
						28.82   32.24		
7	053553200	SAN MILLAN ALVAREZ DAVID	1988	S.OLAYA	50	28.77   1:01.78	42,0	1:01.78
						28.77   33.01		
8	051994337	PASCUAL LOPEZ JUAN MANUEL	1989	MARLINS	50	28.68   1:01.90	41,0	1:01.90
						28.68   33.22		
9	045643144	RAMOS ALTET GUILLEM	1988	TARRASA	50	28.54   1:01.95	40,0	1:01.95
						28.54   33.41		
10	035575932	PORTELA ÁLVAREZ IAGO	1988	GALAICO	50	29.24   1:02.08	39,0	1:02.08
						29.24   32.84		
11	071284794	REY RENEDO ALBERTO	1988	CASTILB	50	28.70   1:02.63	38,0	1:02.63
						28.70   33.93		
12	047645418	SOTO BOTEY NELSON	1988	CATALUN	50	29.59   1:02.69	37,0	1:02.69
						29.59   33.10		
13	043170516	RICO DEL CAMPO MANUEL	1989	CNPALMA	50	29.38   1:03.60	36,0	1:03.60
						29.38   34.22		
14	043564590	DELGADO WEINGARTSHOFER R.F.	1989	CATALUN	50	29.79   1:03.77	35,0	1:03.77
						29.79   33.98		
15	034690286	MACIUNIAK BARTL IVAN	1989	CIUALTA	50	29.39   1:03.78	34,0	1:03.78
						29.39   34.39		
16	050901308	PERDIGUERO AGUILERA PABLO	1988	MARLINS	50	29.55   1:03.81	33,0	1:03.81
						29.55   34.26		
17	020483933	MEDALL MELIA ROBERT	1988	CAZAHAR	50	29.88   1:03.85	32,0	1:03.85
						29.88   33.97		
18	046975489	MARTINEZ JURADO RUBEN	1988	HOSPITA	50	30.12   1:03.89	31,0	1:03.89
						30.12   33.77		
19	052893792	GARCIA ZALOÑA ALEJANDRO	1988	CANOENC	50	28.60   1:03.96	30,0	1:03.96
						28.60   35.36		
20	047154647	GONZALEZ OLMO ALEJANDRO	1989	SABADEL	50	29.95   1:04.30	29,0	1:04.30
						29.95   34.35		
21	071148047	GUTIERREZ CALVO GONZALO	1988	GIMVALL	50	30.24   1:04.31	28,0	1:04.31
						30.24   34.07		
22	041008600	SAN MARTIN TRESOLS LUIS	1988	SANDREU	50	30.48   1:05.57	27,0	1:05.57
						30.48   35.09		
23	053553136	MUÑOZ SANCHEZ ELIAS	1988	S.OLAYA	50	30.55   1:05.63	26,0	1:05.63
						30.55   35.08		
24	076922055	HORCAS HERRERA ALEJANDRO	1989	MOLIVAR	50	30.45   1:05.79	25,0	1:05.79
						30.45   35.34		
25	046990908	PERARNAU HURTADO ALBERT	1988	MEDITER	50	30.72   1:06.19	24,0	1:06.19
						30.72   35.47		

RT: RETIRADO DES: DESCALIFICADO MMN: M.M. Nac. (Para Edades)  
 NP: NO PRESENTADO BAJ: BAJA RE: Record Pais

MSL SW.RESULTADOS\_PRUEBA.3-10 Información correcta a 12:12:27 27/03/2004

MSL SPORTEC Sistemas de Información, MSL Software - www.msl.es



Junta de Castilla y León

Caja España





RESULTADOS

3 - 100 m. MARIPOSA MASCULINO



VI COPA DE ESPAÑA CLUBES INFANTIL, 27 Y 28 DE MARZO DE 2004

VALLADOLID  
27/03/2004

Datos técnicos: Piscina de 25 m., Cronometraje Electrónico

MMN.15	57.50	BALLESTER RUBERT JOSE LUIS		SABADELL	08/12/1984	
MMN.16	56.30	FONT GARCIA ROGER		BARCELONA	20/12/1989	
RK	Licencia	Nombre	Año	Club	Pts.	Resultado
26	073001851	OMEDES LLORENTE JASON	1988	MOLIVAR	23,0	1:06.32
						50 30.36 100 1:06.32 30.36 35.96
27	044745604	MARTINEZ PELLON ALEJANDRO	1989	METPOLE	22,0	1:06.96
						50 30.76 100 1:06.96 30.76 36.20
28	074241001	VAZQUEZ MUÑOZ JUAN MANUEL	1988	CNELCHE	21,0	1:07.01
						50 31.06 100 1:07.01 31.06 35.95
29	051997850	BARRAGAN ROLDAN CESAR	1989	CANOENC	20,0	1:07.32
						50 30.64 100 1:07.32 30.64 36.68
30	047942547	FRIAS LLORET CARLOS	1989	MEDITER	19,0	1:07.49
						50 31.27 100 1:07.49 31.27 36.22
31	012422100	GARCIA GUTIERREZ ISRAEL	1988	GIMVALL	18,0	1:07.67
						50 31.94 100 1:07.67 31.94 35.73
32	043171328	REBASSA GIMENEZ JOAN	1988	CNPALMA	17,0	1:08.21
						50 31.16 100 1:08.21 31.16 37.05
33	074365562	ALVAREZ RIVES RUBEN	1988	CNELCHE	16,0	1:08.64
						50 32.40 100 1:08.64 32.40 36.24
34	038856211	VALLEJO VAZQUEZ EMILIO	1988	MATARO	15,0	1:08.75
						50 32.44 100 1:08.75 32.44 36.31
35	071660657	LOPEZ RODRIGUEZ DAVID J.	1988	NOVIEDO	14,0	1:09.05
						50 31.09 100 1:09.05 31.09 37.96
36	005704658	MONTEALEGRE SANTIAGO VICTOR	1988	CIUREAL	13,0	1:09.20
						50 32.44 100 1:09.20 32.44 36.76
37	038877736	VALLS SEBASTIAN ALBERT	1988	MATARO	12,0	1:09.29
						50 31.91 100 1:09.29 31.91 37.38
38	044917269	CORRALES BAYON IVAN	1988	SARABRI	11,0	1:10.24
						50 31.52 100 1:10.24 31.52 38.72
39	071662940	DIAZ DIAZ CARLOS	1988	NOVIEDO	10,0	1:10.34
						50 32.79 100 1:10.34 32.79 37.55
40	076971668	PERIBAÑEZ NADAL JORGE	1988	STVENEK	9,0	1:10.60
						50 33.04 100 1:10.60 33.04 37.56
41	020479130	BELLES BASTAN ALEJANDRO	1989	CAZAHAR	8,0	1:11.20
						50 32.21 100 1:11.20 32.21 38.99
42	077411963	VIDAL VIDAL MANUEL	1989	GALAICO	7,0	1:11.89
						50 34.04 100 1:11.89 34.04 37.85
43	030998349	MARTINEZ CASTILLA JESUS	1989	VALEGRE	6,0	1:12.39
						50 32.68 100 1:12.39 32.68 39.71
44	012338954	MARISCAL ESTEVEZ OSCAR	1988	SARABRI	5,0	1:15.87
						50 34.32 100 1:15.87 34.32 41.55
	099072850	ESPEJO GOMEZ ESTEBAN	1988	HOSPITA	0,0	DES
	P00727009	BLANCO DE MARTINEZ DE MOR J.	1988	CASTILB	0,0	DES

RT: RETIRADO DES: DESCALIFICADO MMN: M.M. Nac. (Para Edades)  
NP: NO PRESENTADO BAJ: BAJA RE: Record Pais

MSL SW.RESULTADOS\_PRUEBA.3-10 Información correcta a 12:12:28 27/03/2004

SPORTEC Sistemas de Información, MSL Software - www.msl.es



Junta de Castilla y León

Caja España





RESULTADOS

4 - 100 m. MARIPOSA FEMENINO



VI COPA DE ESPAÑA CLUBES INFANTIL, 27 Y 28 DE MARZO DE 2004

VALLADOLID

Datos técnicos: Piscina de 25 m., Cronometraje Electrónico

22/11/1997

05/12/1998

RK	Licencia	Nombre	Año	Club			Pts.	Resultado
MMN.13	1:05.12	VIVES MOYA ROSER		HOSPITALET			22/11/1997	
MMN.14	1:02.96	VIVES MOYA ROSER		PALMA M.			05/12/1998	
1	047178842	MARTINEZ PEREZ SANDRA	1990	SABADEL	50	32.03   1:07.25 32.03   35.22	51,0	1:07.25
2	099070467	MARI HUERTA ANDREA	1990	SANDREU	50	32.22   1:08.60 32.22   36.38	48,0	1:08.60
3	047178224	CARPIO ADELL MARTA	1991	SABADEL	50	34.00   1:11.31 34.00   37.31	46,0	1:11.31
4	076971919	MORANDO PEREZ MARTA	1991	MOLIVAR	50	34.33   1:11.58 34.33   37.25	45,0	1:11.58
5	071664075	CORTES FERNANDEZ MARIA	1990	NOVIEDO	50	32.78   1:11.90 32.78   39.12	44,0	1:11.90
6	043171708	MORENO REDONDO ANTEA	1991	SALLE-P	50	33.86   1:11.99 33.86   38.13	43,0	1:11.99
7	047924254	RIBERA LLEONART ANDREA	1991	CATALUN	50	33.64   1:12.11 33.64   38.47	42,0	1:12.11
8	050890924	PEREZ DE BLAS LAURA	1990	COVIBAR	50	34.51   1:12.44 34.51   37.93	41,0	1:12.44
9	099071116	VILAMITJANA SADURNI OLGA	1990	VIC-ETB	50	33.47   1:12.51 33.47   39.04	40,0	1:12.51
10	044735177	GUERRA GONZALEZ IRIS MARIA	1990	LPALMAS	50	34.56   1:12.61 34.56   38.05	38,5	1:12.61
10	050884187	DUEÑAS PINO ELENA	1990	COVIBAR	50	33.94   1:12.61 33.94   38.67	38,5	1:12.61
12	071894784	BUENO MEANA PATRICIA	1990	S.OLAYA	50	34.55   1:12.77 34.55   38.22	37,0	1:12.77
13	053556038	BARTOLOME FERNANDEZ PAULA	1990	S.OLAYA	50	34.08   1:12.97 34.08   38.89	36,0	1:12.97
14	038851444	CORDOBA NAVARRO SARA	1990	MATARO	50	34.96   1:13.05 34.96   38.09	35,0	1:13.05
15	046977446	LLORCA ROY DIANA	1991	MEDITER	50	34.52   1:13.26 34.52   38.74	34,0	1:13.26
16	047877236	OLIVA RUIZ LAIA	1990	CATALUN	50	34.92   1:13.30 34.92   38.38	33,0	1:13.30
17	046067976	JURADO LAGUNA ANDREA	1990	SANDREU	50	34.45   1:13.73 34.45   39.28	32,0	1:13.73
18	053611088	ARIAS GARCIA UXIA	1991	GALAICO	50	34.81   1:13.91 34.81   39.10	31,0	1:13.91
19	071154597	HIDALHO LARIZ LETICIA	1990	GIMVALL	50	34.11   1:14.27 34.11   40.16	30,0	1:14.27
20	043170547	HERNANDEZ AMOROS CRISTINA	1990	SALLE-P	50	35.04   1:14.73 35.04   39.69	29,0	1:14.73
21	046997188	ARMENGOL RUIZ CRISTINA	1991	MEDITER	50	35.45   1:15.37 35.45   39.92	28,0	1:15.37
22	074371664	ALONSO RIVERA MARIA ANGELES	1990	CNELCHE	50	35.12   1:15.47 35.12   40.35	27,0	1:15.47
23	038872354	NIETO AGIS MIRIAM	1991	MATARO	50	35.19   1:15.50 35.19   40.31	26,0	1:15.50
24	072991088	SISON RUIZ ANA CRISTINA	1990	MOLIVAR	50	35.79   1:16.06 35.79   40.27	25,0	1:16.06
25	043181998	FERNANDEZ PALACIOS ADA	1990	CVOLTOR	50	35.66   1:16.35 35.66   40.69	24,0	1:16.35

RT: RETIRADO DES: DESCALIFICADO MMN: M.M. Nac. (Para Edades)  
 NP: NO PRESENTADO BAJ: BAJA RE: Record Pais

MSL SW.RESULTADOS\_PRUEBA.4-10 Información correcta a 12:12:55 27/03/2004

SPORTEC Sistemas de Información, MSL Software - www.msl.es



Junta de Castilla y León

Caja España





RESULTADOS

4 - 100 m. MARIPOSA FEMENINO



VI COPA DE ESPAÑA CLUBES INFANTIL, 27 Y 28 DE MARZO DE 2004

VALLADOLID

Datos técnicos: Piscina de 25 m., Cronometraje Electrónico

27/03/2004

MMN.13	1:05.12	VIVES MOYA ROSER	HOSPITALET	22/11/1997
MMN.14	1:02.96	VIVES MOYA ROSER	PALMA M.	05/12/1998

RK	Licencia	Nombre	Año	Club				Pts.	Resultado
26	075486079	HERRERA LOZANO SARA	1990	UNIVGRA	50	35.83	100 1:16.79	23,0	1:16.79
						35.83	40.96		
27	047384985	MARTINEZ COUTO CAROLINA	1990	NCORUÑA	50	35.34	100 1:17.05	22,0	1:17.05
						35.34	41.71		
28	071658481	DIAZ LOSAS HELENA	1990	NOVIEDO	50	35.71	100 1:17.26	21,0	1:17.26
						35.71	41.55		
29	076439678	SALMERON SERRANO EVA	1991	UNIVGRA	50	35.15	100 1:17.39	20,0	1:17.39
						35.15	42.24		
30	076971670	CALZON MAJARENA AINHOA	1990	APSAGUS	50	36.04	100 1:17.87	19,0	1:17.87
						36.04	41.83		
31	047815936	SERRA VILAR BERTA	1991	GRANOLL	50	36.96	100 1:17.94	18,0	1:17.94
						36.96	40.98		
32	044732868	SOCAS HERNANDEZ LAURA	1991	LPALMAS	50	35.93	100 1:18.51	17,0	1:18.51
						35.93	42.58		
33	099076109	DOMENECH CANET MARTA	1990	TARRASA	50	37.00	100 1:18.63	16,0	1:18.63
						37.00	41.63		
34	014268705	RIBAS OLIVA SILVIA	1990	C.N.B.	50	38.23	100 1:18.70	15,0	1:18.70
						38.23	40.47		
35	047883411	HUMEDAS GONZALEZ LAIA	1990	GRANOLL	50	36.62	100 1:19.03	14,0	1:19.03
						36.62	42.41		
36	044731621	SANTANA SUAREZ NATALIA	1991	METPOLE	50	36.31	100 1:19.70	13,0	1:19.70
						36.31	43.39		
37	074371769	PASTOR SANCHEZ GEMA	1991	CNELCHE	50	36.82	100 1:19.76	12,0	1:19.76
						36.82	42.94		
38	073005929	LUNA MUÑOZ MARTA	1990	APSAGUS	50	37.70	100 1:19.89	11,0	1:19.89
						37.70	42.19		
39	047388142	SALVADOR LISTE NURIA	1991	NCORUÑA	50	36.68	100 1:19.94	10,0	1:19.94
						36.68	43.26		
40	046452614	MERA RODRIGUEZ LORENA	1990	HOSPITA	50	36.88	100 1:20.66	9,0	1:20.66
						36.88	43.78		
41	071153974	DIAZ ESPINILLA RAQUEL	1991	GIMVALL	50	37.02	100 1:20.73	8,0	1:20.73
						37.02	43.71		
42	077419956	COUTO LOPEZ ANDREA	1990	GALAICO	50	37.73	100 1:22.17	7,0	1:22.17
						37.73	44.44		
43	044739687	UMPIERREZ ALVAREZ PATRICIA	1991	METPOLE	50	36.85	100 1:22.19	6,0	1:22.19
						36.85	45.34		
44	099070836	LIETO MARTIN ISABEL	1991	TARRASA	50	38.60	100 1:22.20	5,0	1:22.20
						38.60	43.60		
45	099070916	GARCIA CLOSA MARIA	1990	C.N.B.	50	39.76	100 1:23.91	4,0	1:23.91
						39.76	44.15		
46	099070756	CATALAN PIQUERAS RAQUEL	1990	HOSPITA	50	38.47	100 1:24.94	3,0	1:24.94
						38.47	46.47		
47	043158802	GARCIA GUILLEN ANA ALICIA	1990	CVOLTOR	50	40.19	100 1:27.54	2,0	1:27.54
						40.19	47.35		

RT: RETIRADO DES: DESCALIFICADO MMN: M.M. Nac. (Para Edades)  
 NP: NO PRESENTADO BAJ: BAJA RE: Record Pais

MSL SW.RESULTADOS\_PRUEBA.4-10 Información correcta a 12:12:56 27/03/2004

SPORTEC Sistemas de Información, MSL Software - www.msl.es



Junta de Castilla y León

Caja España







RESULTADOS

5 - 100 m. ESPALDA MASCULINO



VI COPA DE ESPAÑA CLUBES INFANTIL, 27 Y 28 DE MARZO DE 2004

VALLADOLID

Datos técnicos: Piscina de 25 m., Cronometraje Electrónico

27/03/2004

MMN.15	57.54	CABELLO FORNS ALAN	VALLADOLID	19/12/2003
MMN.16	55.65	WILDEBOER FABER ASCHWIN	SABADELL	20/12/2002

RK	Licencia	Nombre	Año	Club		Pts.	Resultado
1	020485033	BENAGES SIMO VICTOR	1988	CAZAHAR	50' 29.52' 100' 1:00.26 29.52' 30.74'	51,0	1:00.26
2	051944472	SALAS BENAVENTE FERNANDO	1988	MARLINS	50' 29.54' 100' 1:00.36 29.54' 30.82'	48,0	1:00.36
3	072984086	REQUENO SOLER CARLOS	1988	MOLIVAR	50' 29.15' 100' 1:00.58 29.15' 31.43'	46,0	1:00.58
4	071266747	ALONSO DE SANTOCILDES NEB S.	1988	CASTILB	50' 29.53' 100' 1:00.70 29.53' 31.17'	45,0	1:00.70
5	070815390	JIMENEZ HERRAEZ ANTONIO	1988	SARABRI	50' 30.21' 100' 1:02.70 30.21' 32.49'	44,0	1:02.70
6	053555938	CARBAJAL CARBALLEIRA F.J.	1988	S.OLAYA	50' 30.90' 100' 1:03.06 30.90' 32.16'	43,0	1:03.06
7	050891837	LOPEZ NIETO MARCOS	1988	CANOENC	50' 30.56' 100' 1:03.40 30.56' 32.84'	42,0	1:03.40
8	051999243	INDARTE GARCIA ALBERTO	1989	CANOENC	50' 31.45' 100' 1:04.37 31.45' 32.92'	41,0	1:04.37
9	044984378	COSTA RUIZ RAUL	1988	SABADEL	50' 31.48' 100' 1:04.53 31.48' 33.05'	40,0	1:04.53
10	071150623	SUAREZ CANELO CARLOS	1988	GIMVALL	50' 31.34' 100' 1:04.60 31.34' 33.26'	39,0	1:04.60
11	046411542	PONS CRESPO ARNAU	1989	CATALUN	50' 31.83' 100' 1:04.77 31.83' 32.94'	38,0	1:04.77
12	045493347	PASCUAL MERINO ALEIX	1988	TARRASA	50' 31.69' 100' 1:04.86 31.69' 33.17'	37,0	1:04.86
13	045745818	NAVARRO MORALES VICENTE	1988	VALEGRE	50' 31.24' 100' 1:05.12 31.24' 33.88'	36,0	1:05.12
14	043559000	MAYOL ANDURELL MARC	1988	SABADEL	50' 31.87' 100' 1:05.43 31.87' 33.56'	35,0	1:05.43
15	046462659	GARCIA RODENAS CARLES	1988	HOSPITA	50' 31.62' 100' 1:05.44 31.62' 33.82'	34,0	1:05.44
16	045771683	JORGE CRUZ MIGUEL ANGEL	1988	CIUALTA	50' 31.36' 100' 1:05.49 31.36' 34.13'	33,0	1:05.49
17	044021695	CACHO GARCIA LUIS	1988	CATALUN	50' 32.30' 100' 1:05.52 32.30' 33.22'	32,0	1:05.52
18	076971346	ALEGRE BAILO SERGIO	1988	STVENEK	50' 32.47' 100' 1:05.75 32.47' 33.28'	31,0	1:05.75
19	044727237	BERNARD BERNARD DAVID	1989	METPOLE	50' 31.76' 100' 1:05.97 31.76' 34.21'	30,0	1:05.97
20	038838610	CORDOBA NAVARRO YERAI	1988	MATARO	50' 32.02' 100' 1:06.08 32.02' 34.06'	29,0	1:06.08
21	039386395	GARCIA EGEA SERGIO	1989	MEDITER	50' 32.42' 100' 1:06.28 32.42' 33.86'	28,0	1:06.28
22	072992662	AGUILAR GALLAN PABLO	1988	MOLIVAR	50' 32.65' 100' 1:06.39 32.65' 33.74'	27,0	1:06.39
23	044730351	CURBELO BURGOS RUBEN	1988	METPOLE	50' 32.76' 100' 1:06.65 32.76' 33.89'	26,0	1:06.65
24	012415092	PEREZ CAMPOS CARLOS	1988	GIMVALL	50' 31.59' 100' 1:06.71 31.59' 35.12'	25,0	1:06.71
25	071772266	PARADIÑEIRO ALVAREZ HECTOR	1988	S.OLAYA	50' 32.72' 100' 1:07.11 32.72' 34.39'	24,0	1:07.11

RT: RETIRADO DES: DESCALIFICADO MMN: M.M. Nac. (Para Edades)  
NP: NO PRESENTADO BAJ: BAJA RE: Record Pais

MSL SW.RESULTADOS\_PRUEBA.5-10 Información correcta a 12:13:25 27/03/2004

SPORTEC Sistemas de Información, MSL Software - www.msl.es



Junta de Castilla y León

Caja España





RESULTADOS

5 - 100 m. ESPALDA MASCULINO



VI COPA DE ESPAÑA CLUBES INFANTIL, 27 Y 28 DE MARZO DE 2004

VALLADOLID

Datos técnicos: Piscina de 25 m., Cronometraje Electrónico

27/03/2004

MMN.15		57.54	CABELLO FORNS ALAN			VALLADOLID			19/12/2003	
MMN.16		55.65	WILDEBOER FABER ASCHWIN			SABADELL			20/12/2002	
RK	Licencia	Nombre	Año	Club				Pts.	Resultado	
26	074372154	CANDELA DE LA TORRE ANDRES	1988	CNELCHE	50	32.55	100	1:07.14	23,0	1:07.14
						32.55		34.59		
27	043168943	ZARCO NAHARRO RUBEN	1988	CNPALMA	50	32.35	100	1:07.35	22,0	1:07.35
						32.35		35.00		
28	071655844	VAZQUEZ LUEJE JULIAN	1988	NOVIEDO	50	32.80	100	1:07.68	21,0	1:07.68
						32.80		34.88		
29	077413501	GULÍAS PARGA MANUEL	1989	GALAICO	50	32.86	100	1:07.95	20,0	1:07.95
						32.86		35.09		
30	043155217	BESALDUCH LÓPEZ RAUL	1989	CNPALMA	50	33.27	100	1:07.98	19,0	1:07.98
						33.27		34.71		
31	020488489	MARTINEZ DIAZ ALVARO	1989	CAZAHAR	50	32.87	100	1:08.54	18,0	1:08.54
						32.87		35.67		
32	046462598	ORTEGA MARTINEZ CARLOS	1989	HOSPITA	50	32.96	100	1:08.90	17,0	1:08.90
						32.96		35.94		
33	046973585	ESPEJO MUÑOZ GERARD	1988	MEDITER	50	33.62	100	1:09.70	16,0	1:09.70
						33.62		36.08		
34	030976840	GARIJO DE LA FUENTE ALVARO	1988	VALEGRE	50	33.72	100	1:10.00	15,0	1:10.00
						33.72		36.28		
35	043564578	MARTINEZ MORALES CARMELO	1989	SANDREU	50	34.84	100	1:10.64	14,0	1:10.64
						34.84		35.80		
36	012339773	COBOS GARCIA ADRIAN	1989	SARABRI	50	33.60	100	1:10.94	13,0	1:10.94
						33.60		37.34		
37	043534437	GALINDO SANTANACH JORDI	1988	SANDREU	50	35.04	100	1:11.34	12,0	1:11.34
						35.04		36.30		
38	045761752	PEREZ RODRIGUEZ DORIAN	1989	CIUALTA	50	34.40	100	1:12.66	11,0	1:12.66
						34.40		38.26		
39	071662618	FERNANDEZ FERNANDEZ LUIS P.	1989	NOVIEDO	50	35.05	100	1:13.19	10,0	1:13.19
						35.05		38.14		
40	076829043	OGANDO BEREHA HUGO	1989	GALAICO	50	35.90	100	1:13.21	9,0	1:13.21
						35.90		37.31		
41	074370240	PEREZ SEMPERE CARLOS	1988	CNELCHE	50	35.01	100	1:13.50	8,0	1:13.50
						35.01		38.49		
42	005708691	MONCADA ROLDAN MIGUEL	1989	CIUREAL	50	36.43	100	1:16.57	7,0	1:16.57
						36.43		40.14		
43	P00727055	VELASCO DE LA HOZ JESUS	1989	CASTILB	50	38.37	100	1:17.01	6,0	1:17.01
						38.37		38.64		
44	076971668	PERIBAÑEZ NADAL JORGE	1988	STVENEC	50	37.59	100	1:17.31	5,0	1:17.31
						37.59		39.72		
45	011849822	LOPEZ-PLAZA PALOMO DANIEL	1988	MARLINS	50	38.11	100	1:19.64	4,0	1:19.64
						38.11		41.53		
	005706267	MERINO NARANJO OSCAR	1989	CIUREAL					0,0	DES

RT: RETIRADO DES: DESCALIFICADO MMN: M.M. Nac. (Para Edades)  
 NP: NO PRESENTADO BAJ: BAJA RE: Record Pais

MSL SW.RESULTADOS\_PRUEBA.5-10 Información correcta a 12:13:25 27/03/2004

SPORTREC Sistemas de Información, MSL Software - www.msl.es



Junta de Castilla y León

Caja España





RESULTADOS

6 - 100 m. ESPALDA FEMENINO



VI COPA DE ESPAÑA CLUBES INFANTIL, 27 Y 28 DE MARZO DE 2004

VALLADOLID

Datos técnicos: Piscina de 25 m., Cronometraje Electrónico

27/03/2004

MMN.13	1:06.04	IRIGOYEN BAZAN G. JUNCAL	ORDIZIA	30/12/1993
MMN.14	1:04.31	CABALLERO AYASSE MELISSA	BARCELONA	05/12/1999

RK	Licencia	Nombre	Año	Club		Pts.	Resultado
1	070820943	SOTO MARFULL BLANCA	1990	GIMVALL	50' 31.93' 100' 1:06.15'	51,0	1:06.15
2	099071118	GONZALEZ CRIVILLERS NEUS	1991	VIC-ETB	50' 33.69' 100' 1:08.23'	48,0	1:08.23
3	047950304	COBO TUSET NADIA	1990	CATALUN	50' 33.58' 100' 1:09.77'	46,0	1:09.77
4	099071615	CRISTOBAL COPPULO GEMMA	1991	TARRASA	50' 34.47' 100' 1:09.79'	45,0	1:09.79
5	071666113	TRAPIELLO ALVAREZ EITA	1990	NOVIEDO	50' 34.52' 100' 1:11.68'	44,0	1:11.68
6	053293473	ARENAS BEJAR CRISTINA	1991	SABADEL	50' 34.56' 100' 1:11.69'	43,0	1:11.69
7	047724365	SAEZ QUINTANAL MARTA	1991	C.N.B.	50' 34.40' 100' 1:11.98'	42,0	1:11.98
8	043171296	QUETGLAS QUINTERO DAVINIA	1991	CVOLTOR	50' 34.89' 100' 1:12.00'	41,0	1:12.00
9	099072087	SERRAS ROBERT MARTA	1991	MATARO	50' 35.61' 100' 1:13.34'	40,0	1:13.34
10	044998852	AGUILA FONTANILLA QUERALT	1990	SABADEL	50' 36.00' 100' 1:13.64'	39,0	1:13.64
11	053555892	GONZALEZ GARCIA MAYA	1990	S.OLAYA	50' 36.08' 100' 1:13.66'	37,5	1:13.66
11	053304409	CARBALLO REY LARA	1991	NCORUÑA	50' 35.14' 100' 1:13.66'	37,5	1:13.66
13	043557832	RODRIGUEZ DESCALZO IRIS	1991	SANDREU	50' 35.89' 100' 1:13.75'	36,0	1:13.75
14	025200556	GONZALEZ ESPRESATI DE PAU P.	1990	MOLIVAR	50' 35.53' 100' 1:14.00'	35,0	1:14.00
15	012417518	ESPINOSA MONTEROS ALVARE R.	1990	GIMVALL	50' 35.44' 100' 1:14.02'	34,0	1:14.02
16	044740086	GEBAUER CAMPOS MARIA	1991	METPOLE	50' 35.52' 100' 1:14.07'	33,0	1:14.07
17	074371064	AGULLO GONZALVEZ ALBA	1990	CNELCHE	50' 36.07' 100' 1:14.23'	32,0	1:14.23
18	077403845	CRESPO GONZALEZ MIRIAM	1990	GALAICO	50' 36.55' 100' 1:14.24'	31,0	1:14.24
19	044736653	NALDA GONZALEZ MARIA	1990	METPOLE	50' 35.77' 100' 1:14.29'	30,0	1:14.29
20	075901543	GALLEGOS RODRIGUEZ LAURA	1990	UNIVGRA	50' 35.66' 100' 1:14.66'	29,0	1:14.66
21	029134356	FERRER GAMERO ALBA	1991	APSAGUS	50' 36.79' 100' 1:14.88'	28,0	1:14.88
22	043197968	MARTI CRESPI INES	1991	SALLE-P	50' 35.66' 100' 1:14.91'	27,0	1:14.91
23	043171708	MORENO REDONDO ANTEA	1991	SALLE-P	50' 36.34' 100' 1:15.03'	26,0	1:15.03
24	071665544	AMANTEGUI PHUMIPHA JUNKAL A.	1991	NOVIEDO	50' 36.43' 100' 1:15.13'	25,0	1:15.13
25	047385032	VARELA CAAMAÑO LAURA	1990	NCORUÑA	50' 36.58' 100' 1:15.21'	24,0	1:15.21

RT: RETIRADO DES: DESCALIFICADO MMN: M.M. Nac. (Para Edades)  
 NP: NO PRESENTADO BAJ: BAJA RE: Record Pais

MSL SW.RESULTADOS\_PRUEBA.6-10 Información correcta a 12:13:49 27/03/2004

SPORTEC Sistemas de Información, MSL Software - www.msl.es



Junta de Castilla y León

Caja España





RESULTADOS

6 - 100 m. ESPALDA FEMENINO



VI COPA DE ESPAÑA CLUBES INFANTIL, 27 Y 28 DE MARZO DE 2004

VALLADOLID

Datos técnicos: Piscina de 25 m., Cronometraje Electrónico

27/03/2004

MMN.13	1:06.04	IRIGOYEN BAZAN G. JUNCAL				ORDIZIA			30/12/1993	
MMN.14	1:04.31	CABALLERO AYASSE MELISSA				BARCELONA			05/12/1999	
RK	Licencia	Nombre	Año	Club				Pts.	Resultado	
26	099078679	SALVA CASTAÑE CLARA	1990	MATARO	50	36.79	100	1:15.34	23,0	1:15.34
						36.79		38.55		
27	099071225	JIMENEZ MAMANI ANABEL	1990	HOSPITA	50	36.64	100	1:15.52	22,0	1:15.52
						36.64		38.88		
28	053531616	CALVO GARCIA LLARA	1991	S.OLAYA	50	37.42	100	1:16.35	21,0	1:16.35
						37.42		38.93		
29	076923917	VILLUENDAS BAZAN LETICIA	1991	APSAGUS	50	37.17	100	1:16.80	20,0	1:16.80
						37.17		39.63		
30	048628898	ZARAGOZA GAS ELENA	1991	CNELCHE	50	36.48	100	1:16.91	19,0	1:16.91
						36.48		40.43		
31	047943333	CAMPA RIERA MARIONA	1991	MEDITER	50	36.88	100	1:17.12	18,0	1:17.12
						36.88		40.24		
32	050895366	NUÑEZ SORIANO CARLA	1991	COVIBAR	50	36.85	100	1:17.28	17,0	1:17.28
						36.85		40.43		
33	053336792	GOMEZ PEÑA EVA	1991	SANDREU	50	37.68	100	1:17.31	16,0	1:17.31
						37.68		39.63		
34	046410583	CAMA ROSELLO MARINA	1990	CATALUN	50	37.39	100	1:17.71	15,0	1:17.71
						37.39		40.32		
35	P00069002	LUQUE ABELAN CARLA	1991	HOSPITA	50	37.62	100	1:18.31	14,0	1:18.31
						37.62		40.69		
36	047920169	ARROYO BARRUFET MARIA	1991	GRANOLL	50	37.29	100	1:18.78	13,0	1:18.78
						37.29		41.49		
37	050899818	MORDT BARJA CLAUDIA	1991	COVIBAR	50	38.49	100	1:18.88	12,0	1:18.88
						38.49		40.39		
38	076439678	SALMERON SERRANO EVA	1991	UNIVGRA	50	38.38	100	1:19.30	11,0	1:19.30
						38.38		40.92		
39	046996014	BERNAL SANTATERESA SILVIA	1991	MEDITER	50	38.38	100	1:19.38	10,0	1:19.38
						38.38		41.00		
40	044744758	HERNANDEZ MORENO LUCIA	1991	LPALMAS	50	39.30	100	1:19.67	9,0	1:19.67
						39.30		40.37		
41	991115614	GONZALEZ DOMINGUEZ SANDRA	1991	GALAICO	50	39.08	100	1:20.11	8,0	1:20.11
						39.08		41.03		
42	044735808	GARCIA JIMENEZ NEREA	1991	LPALMAS	50	39.55	100	1:20.78	7,0	1:20.78
						39.55		41.23		
43	047815510	REYES UREÑA NOELIA	1991	GRANOLL	50	40.11	100	1:22.82	6,0	1:22.82
						40.11		42.71		
44	076922056	HORCAS HERRERA MARIA	1991	MOLIVAR	50	40.42	100	1:24.30	5,0	1:24.30
						40.42		43.88		
45	046364193	DEL RIO BARO HELENA	1991	C.N.B.	50	42.27	100	1:29.09	4,0	1:29.09
						42.27		46.82		
46	043184295	ARENAS PUIG ALEJANDRA	1991	CVOLTOR	50	47.26	100	1:40.11	3,0	1:40.11
						47.26		52.85		
	047852790	CASACUBERTA SOLER AINA	1991	VIC-ETB					0,0	DES
	099071619	MORENO LOPEZ JESSICA	1991	TARRASA					0,0	BAJ

RT: RETIRADO DES: DESCALIFICADO MMN: M.M. Nac. (Para Edades)  
 NP: NO PRESENTADO BAJ: BAJA RE: Record Pais

MSL SW.RESULTADOS\_PRUEBA.6-10 Información correcta a 12:13:50 27/03/2004

SPORTEC Sistemas de Información, MSL Software - www.msl.es



Junta de Castilla y León

Caja España





RESULTADOS

7 - 400 m. ESTILOS MASCULINO



VI COPA DE ESPAÑA CLUBES INFANTIL, 27 Y 28 DE MARZO DE 2004

VALLADOLID

Datos técnicos: Piscina de 25 m., Cronometraje Electrónico

27/03/2004

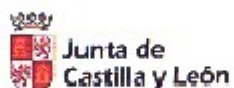
MMN.15	4:30.66	RODRIGUEZ RUBEN	PARIS (FRA)	08/12/1991
MMN.16	4:25.82	PEDROL RIPOLL ERIC	SABADELL	19/12/1998

RK	Licencia	Nombre	Año	Club	Pts.	Resultado
1	038861647	CABELLO FORNS ALAN	1988	SANDREU	51,0	4:38.65
		50 29.93   100 1:03.52   150 1:38.62   200 2:12.37   250 2:51.38   300 3:31.01   350 4:05.33   400 4:38.65				
		29.93   33.59   35.10   33.75   39.01   39.63   34.32   33.32				
2	074373014	VIVES GOMIS CARLOS	1988	CNELCHE	48,0	4:46.84
		50 30.32   100 1:05.36   150 1:41.14   200 2:15.89   250 2:59.31   300 3:42.17   350 4:15.16   400 4:46.84				
		30.32   35.04   35.78   34.75   43.42   42.86   32.99   31.68				
3	052892676	JIMENEZ BENEYTO DIEGO	1988	CANOENC	46,0	4:50.26
		50 29.67   100 1:04.25   150 1:43.19   200 2:21.20   250 3:02.53   300 3:45.47   350 4:19.50   400 4:50.26				
		29.67   34.58   38.94   38.01   41.33   42.94   34.03   30.76				
4	045640214	MUÑOZ ILLANA VICTOR	1988	TARRASA	45,0	4:50.29
		50 30.28   100 1:05.05   150 1:42.25   200 2:19.81   250 3:02.57   300 3:44.71   350 4:17.90   400 4:50.29				
		30.28   34.77   37.20   37.56   42.76   42.14   33.19   32.39				
5	030976638	ROJAS ARJONA PABLO	1988	VALEGRE	44,0	4:51.39
		50 30.05   100 1:05.52   150 1:43.09   200 2:21.00   250 3:02.00   300 3:42.79   350 4:17.78   400 4:51.39				
		30.05   35.47   37.57   37.91   41.00   40.79   34.99   33.61				
6	072991108	LASANTA RICA DAVID	1988	STVENEK	43,0	4:51.82
		50 30.58   100 1:05.29   150 1:42.71   200 2:20.11   250 3:02.15   300 3:45.16   350 4:19.78   400 4:51.82				
		30.58   34.71   37.42   37.40   42.04   43.01   34.62   32.04				
7	047181358	MARTINEZ OTERO RUBEN	1989	SABADEL	42,0	4:54.78
		50 30.19   100 1:04.98   150 1:42.33   200 2:18.90   250 3:02.18   300 3:46.32   350 4:21.58   400 4:54.78				
		30.19   34.79   37.35   36.57   43.28   44.14   35.26   33.20				
8	012340778	CALVO SANCHEZ ADRIAN	1988	SARABRI	41,0	4:55.92
		50 32.06   100 1:10.06   150 1:47.79   200 2:24.04   250 3:03.37   300 3:43.99   350 4:21.22   400 4:55.92				
		32.06   38.00   37.73   36.25   39.33   40.62   37.23   34.70				
9	047179977	LOPEZ ROT AARON	1988	SABADEL	40,0	4:56.73
		50 30.62   100 1:05.35   150 1:42.63   200 2:18.97   250 3:03.48   300 3:48.55   350 4:23.32   400 4:56.73				
		30.62   34.73   37.28   36.34   44.51   45.07   34.77   33.41				
10	053527496	QUINTANA MUÑOZ DIEGO	1988	S.OLAYA	39,0	4:56.97
		50 30.99   100 1:06.24   150 1:44.42   200 2:22.55   250 3:06.55   300 3:51.43   350 4:24.80   400 4:56.97				
		30.99   35.25   38.18   38.13   44.00   44.88   33.37   32.17				
11	020470679	MONDRAGON PERIS ALEJANDRO	1988	CAZAHAR	38,0	5:00.15
		50 31.63   100 1:06.59   150 1:44.99   200 2:23.26   250 3:04.14   300 3:46.24   350 4:24.01   400 5:00.15				
		31.63   34.96   38.40   38.27   40.88   42.10   37.77   36.14				
12	071766944	FERNANDEZ FERNANDEZ JOSE M.	1988	NOVIEDO	37,0	5:01.69
		50 29.75   100 1:05.31   150 1:44.16   200 2:23.18   250 3:06.37   300 3:51.37   350 4:27.01   400 5:01.69				
		29.75   35.56   38.85   39.02   43.19   45.00   35.64   34.68				
13	046995681	CODINA EGUILEOR ALEX	1989	MEDITER	36,0	5:01.73
		50 32.93   100 1:10.93   150 1:48.66   200 2:26.11   250 3:06.12   300 3:48.17   350 4:25.34   400 5:01.73				
		32.93   38.00   37.73   37.45   40.01   42.05   37.17   36.39				
14	071291666	RUIZ MINGUEZ DANIEL	1988	CASTILB	35,0	5:01.96
		50 31.96   100 1:08.67   150 1:46.27   200 2:23.31   250 3:06.96   300 3:51.59   350 4:27.38   400 5:01.96				
		31.96   36.71   37.60   37.04   43.65   44.63   35.79   34.58				
15	071140483	GARCIA MARTINEZ JORGE A.	1988	GIMVALL	34,0	5:02.99
		50 29.98   100 1:04.25   150 1:44.11   200 2:23.81   250 3:06.73   300 3:50.84   350 4:27.62   400 5:02.99				
		29.98   34.27   39.86   39.70   42.92   44.11   36.78   35.37				

RT: RETIRADO DES: DESCALIFICADO MMN: M.M. Nac. (Para Edades)  
 NP: NO PRESENTADO BAJ: BAJA RE: Record Pais

MSL SW.RESULTADOS\_PRUEBA.7-40 Información correcta a 12:14:13 27/03/2004

SPORTEC Sistemas de Información, MSL Software - www.msl.es





RESULTADOS

7 - 400 m. ESTILOS MASCULINO



VI COPA DE ESPAÑA CLUBES INFANTIL, 27 Y 28 DE MARZO DE 2004

VALLADOLID  
27/03/2004

Datos técnicos: Piscina de 25 m., Cronometraje Electrónico

RK	Licencia	Nombre	Año	Club	Pts.	Resultado											
MMN.15	4:30.66	RODRIGUEZ RUBEN		PARIS (FRA)		08/12/1991											
MMN.16	4:25.82	PEDROL RIPOLL ERIC		SABADELL		19/12/1998											
16	020483933	MEDALL MELIA ROBERT	1988	CAZAHAR	33,0												
	50	31.13	100	1:07.75	150	1:47.32	200	2:26.22	250	3:10.62	300	3:56.48	350	4:31.23	400	5:03.75	5:03.75
		31.13		36.62		39.57		38.90		44.40		45.86		34.75		32.52	
17	044084748	VILLAVERDE PARADA YAGO	1989	GALAICO	32,0												
	50	31.07	100	1:08.14	150	1:48.60	200	2:27.69	250	3:10.64	300	3:55.12	350	4:30.40	400	5:04.56	5:04.56
		31.07		37.07		40.46		39.09		42.95		44.48		35.28		34.16	
18	036153514	PEREZ ESTEVEZ BRUNO	1988	GALAICO	31,0												
	50	32.69	100	1:10.96	150	1:50.25	200	2:28.64	250	3:10.90	300	3:54.96	350	4:31.07	400	5:07.10	5:07.10
		32.69		38.27		39.29		38.39		42.26		44.06		36.11		36.03	
19	046972487	GARCIA ALVAREZ OSCAR	1988	MEDITER	30,0												
	50	31.63	100	1:08.49	150	1:48.21	200	2:28.41	250	3:12.29	300	3:57.68	350	4:34.33	400	5:09.34	5:09.34
		31.63		36.86		39.72		40.20		43.88		45.39		36.65		35.01	
20	099076176	CABALLERO PIMENTEL RUBEN	1989	HOSPITA	29,0												
	50	32.16	100	1:10.10	150	1:49.87	200	2:28.55	250	3:11.86	300	3:56.79	350	4:33.26	400	5:09.45	5:09.45
		32.16		37.94		39.77		38.68		43.31		44.93		36.47		36.19	
21	076971577	CALAIZA PERIBAÑEZ RUBEN	1988	STVENEK	28,0												
	50	31.09	100	1:07.14	150	1:47.39	200	2:27.74	250	3:14.01	300	3:59.86	350	4:35.25	400	5:09.58	5:09.58
		31.09		36.05		40.25		40.35		46.27		45.85		35.39		34.33	
22	053556044	LOPEZ RIVERA RUBEN	1988	S.OLAYA	27,0												
	50	31.22	100	1:08.21	150	1:47.75	200	2:27.52	250	3:13.34	300	3:59.85	350	4:36.25	400	5:09.68	5:09.68
		31.22		36.99		39.54		39.77		45.82		46.51		36.40		33.43	
23	042210590	MARIÑO SANTANA JAVIER	1988	METPOLE	26,0												
	50	31.11	100	1:07.30	150	1:46.40	200	2:24.91	250	3:11.56	300	3:59.89	350	4:35.89	400	5:10.87	5:10.87
		31.11		36.19		39.10		38.51		46.65		48.33		36.00		34.98	
24	046067280	MORAN BRANZUELO MARC	1988	MATARO	25,0												
	50	33.41	100	1:12.10	150	1:53.49	200	2:34.42	250	3:16.23	300	3:58.47	350	4:36.50	400	5:11.82	5:11.82
		33.41		38.69		41.39		40.93		41.81		42.24		38.03		35.32	
25	046411536	PITARCH PORRAS MARC	1989	CATALUN	24,0												
	50	30.87	100	1:09.09	150	1:50.16	200	2:30.30	250	3:14.84	300	4:00.34	350	4:35.91	400	5:11.88	5:11.88
		30.87		38.22		41.07		40.14		44.54		45.50		35.57		35.97	
26	051994337	PASCUAL LOPEZ JUAN MANUEL	1989	MARLINS	23,0												
	50	31.22	100	1:08.25	150	1:50.84	200	2:32.07	250	3:16.15	300	4:01.65	350	4:38.94	400	5:13.79	5:13.79
		31.22		37.03		42.59		41.23		44.08		45.50		37.29		34.85	
27	005698519	MONTEAGUDO ESPINOSA HECTOR	1989	CIUREAL	22,0												
	50	33.19	100	1:12.11	150	1:54.76	200	2:36.34	250	3:19.56	300	4:02.83	350	4:40.20	400	5:13.88	5:13.88
		33.19		38.92		42.65		41.58		43.22		43.27		37.37		33.68	
28	005704658	MONTEALEGRE SANTIAGO VICTOR	1988	CIUREAL	21,0												
	50	33.37	100	1:12.05	150	1:54.15	200	2:35.30	250	3:18.85	300	4:02.92	350	4:40.07	400	5:14.32	5:14.32
		33.37		38.68		42.10		41.15		43.55		44.07		37.15		34.25	
29	071148047	GUTIERREZ CALVO GONZALO	1988	GIMVALL	20,0												
	50	31.78	100	1:08.21	150	1:49.90	200	2:30.57	250	3:17.64	300	4:05.28	350	4:41.28	400	5:14.38	5:14.38
		31.78		36.43		41.69		40.67		47.07		47.64		36.00		33.10	
30	003863851	MAGGIORANI BRACAMONTE J.A.	1988	CANOENC	19,0												
	50	31.30	100	1:08.90	150	1:50.26	200	2:31.72	250	3:15.96	300	4:01.67	350	4:37.62	400	5:14.45	5:14.45
		31.30		37.60		41.36		41.46		44.24		45.71		35.95		36.83	

RT: RETIRADO DES: DESCALIFICADO MMN: M.M. Nac. (Para Edades)  
NP: NO PRESENTADO BAJ: BAJA RE: Record Pais

MSL SW.RESULTADOS\_PRUEBA.7-40 Información correcta a 12:14:14 27/03/2004

SPORTEC Sistemas de Información, MSL Software - www.msl.es





RESULTADOS

7 - 400 m. ESTILOS MASCULINO



VI COPA DE ESPAÑA CLUBES INFANTIL, 27 Y 28 DE MARZO DE 2004

VALLADOLID

Datos técnicos: Piscina de 25 m., Cronometraje Electrónico

27/03/2004

MMN.15	4:30.66	RODRIGUEZ RUBEN	PARIS (FRA)	08/12/1991
MMN.16	4:25.82	PEDROL RIPOLL ERIC	SABADELL	19/12/1998

RK	Licencia	Nombre	Año	Club	Pts.	Resultado										
31	044194829	LORENTE TRENADO ALBERT	1988	HOSPITA	18,0											
	50	33.55	100	1:12.34	150	1:53.80	200	2:34.76	250	3:18.38	300	4:02.02	350	4:40.66	400	5:15.64
		33.55		38.79		41.46		40.96		43.62		43.64		38.64		34.98
32	071287130	RIBERAS HORTIGOSA JUAN	1989	CASTILB	17,0											
	50	32.46	100	1:10.12	150	1:53.49	200	2:35.63	250	3:22.17	300	4:07.99	350	4:44.02	400	5:18.28
		32.46		37.66		43.37		42.14		46.54		45.82		36.03		34.26
33	025196950	BATUECAS GREGORIO EDUARDO	1988	MOLIVAR	16,0											
	50	33.14	100	1:11.42	150	1:54.93	200	2:37.97	250	3:20.68	300	4:05.74	350	4:43.72	400	5:20.20
		33.14		38.28		43.51		43.04		42.71		45.06		37.98		36.48
34	038880613	SADURNI FIGUERES MARC	1988	MATARO	15,0											
	50	32.47	100	1:11.16	150	1:53.31	200	2:35.15	250	3:18.26	300	4:04.03	350	4:43.76	400	5:20.34
		32.47		38.69		42.15		41.84		43.11		45.77		39.73		36.58
35	071661781	PERALTA ALVAREZ JOSE L.	1988	NOVIEDO	14,0											
	50	32.05	100	1:09.74	150	1:50.67	200	2:31.10	250	3:18.49	300	4:06.26	350	4:44.70	400	5:21.98
		32.05		37.69		40.93		40.43		47.39		47.77		38.44		37.28
36	074365562	ALVAREZ RIVES RUBEN	1988	CNELCHE	13,0											
	50	35.16	100	1:14.93	150	1:56.99	200	2:37.96	250	3:24.93	300	4:11.50	350	4:47.99	400	5:22.87
		35.16		39.77		42.06		40.97		46.97		46.57		36.49		34.88
37	017764969	BELSO GERMADAS JAIME	1989	MOLIVAR	12,0											
	50	32.46	100	1:10.72	150	1:51.55	200	2:31.29	250	3:17.72	300	4:07.33	350	4:45.31	400	5:23.44
		32.46		38.26		40.83		39.74		46.43		49.61		37.98		38.13
38	044718021	AMAT DEL PAZO JAVIER	1988	METPOLE	11,0											
	50	32.32	100	1:10.25	150	1:55.20	200	2:39.45	250	3:22.07	300	4:06.91	350	4:47.92	400	5:26.28
		32.32		37.93		44.95		44.25		42.62		44.84		41.01		38.36
39	045771064	SANTOS DEL RIO ADAY	1988	CIUALTA	10,0											
	50	32.35	100	1:10.92	150	1:54.47	200	2:37.19	250	3:24.09	300	4:12.32	350	4:50.10	400	5:27.15
		32.35		38.57		43.55		42.72		46.90		48.23		37.78		37.05
40	043560680	VALLS CASTAÑO ERIK	1988	CNPALMA	9,0											
	50	33.89	100	1:14.18	150	1:57.80	200	2:39.33	250	3:25.67	300	4:11.62	350	4:50.67	400	5:27.93
		33.89		40.29		43.62		41.53		46.34		45.95		39.05		37.26
41	045774518	SANTANA LOPEZ YOSIAS	1989	CIUALTA	8,0											
	50	34.37	100	1:16.87	150	2:01.79	200	2:45.39	250	3:28.66	300	4:14.57	350	4:54.66	400	5:31.11
		34.37		42.50		44.92		43.60		43.27		45.91		40.09		36.45
42	002642507	SANCHEZ DE SANTIAGO MARIO	1988	MARLINS	7,0											
	50	33.58	100	1:13.70	150	1:53.99	200	2:33.95	250	3:22.91	300	4:14.88	350	4:54.36	400	5:32.41
		33.58		40.12		40.29		39.96		48.96		51.97		39.48		38.05
43	044917021	SANCHEZ MARTIN ALEJANDRO	1989	SARABRI	6,0											
	50	34.00	100	1:14.24	150	1:59.21	200	2:44.19	250	3:30.57	300	4:19.51	350	4:58.45	400	5:35.93
		34.00		40.24		44.97		44.98		46.38		48.94		38.94		37.48
44	043152987	MORENO BARBERO TRISTAN	1988	CNPALMA	5,0											
	50	35.40	100	1:19.42	150	2:02.56	200	2:45.81	250	3:35.35	300	4:26.48	350	5:04.93	400	5:42.96
		35.40		44.02		43.14		43.25		49.54		51.13		38.45		38.03
	047942506	PEDREÑO FERNANDEZ DAVID	1989	CATALUN	0,0											
																DES
	030992833	MUÑOZ PEREZ RAFAEL	1988	VALEGRE	0,0											
																BAJ

RT: RETIRADO DES: DESCALIFICADO MMN: M.M. Nac. (Para Edades)  
 NP: NO PRESENTADO BAJ: BAJA RE: Record Pais

MSL SW.RESULTADOS\_PRUEBA.7-40 Información correcta a 12:14:14 27/03/2004

SPORTEC Sistemas de Información, MSL Software - www.msl.es





RESULTADOS

8 - 400 m. ESTILOS FEMENINO



VI COPA DE ESPAÑA CLUBES INFANTIL, 27 Y 28 DE MARZO DE 2004

VALLADOLID

Datos técnicos: Piscina de 25 m., Cronometraje Electrónico

23/11/1997

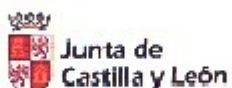
MMN.13	4:57.62	VIVES MOYA ROSER	HOSPITALET	23/11/1997
MMN.14	4:47.98	VIVES MOYA ROSER	SABADELL	19/12/1998

RK	Licencia	Nombre	Año	Club	Pts.	Resultado
1	043540480	BELMONTE GARCIA MIREIA	1990	HOSPITA	51,0	
						5:03.58
						31.84   1:08.22   1:47.62   2:26.92   3:10.87   3:55.22   4:30.64   5:03.58
						31.84   36.38   39.40   39.30   43.95   44.35   35.42   32.94
2	047179296	GALA GARCIA RAQUEL MARIA	1990	SABADEL	48,0	
						5:13.84
						33.41   1:10.34   1:48.72   2:26.41   3:13.47   4:01.40   4:38.81   5:13.84
						33.41   36.93   38.38   37.69   47.06   47.93   37.41   35.03
3	099071944	CAMPO CASAJUS CARLA	1991	TARRASA	46,0	
						5:14.57
						32.72   1:09.93   1:50.42   2:31.31   3:17.36   4:04.17   4:40.84   5:14.57
						32.72   37.21   40.49   40.89   46.05   46.81   36.67   33.73
4	047790997	NOVELLAS COMA JUDIT	1990	VIC-ETB	45,0	
						5:17.08
						33.68   1:12.59   1:53.96   2:34.77   3:19.24   4:04.54   4:41.23   5:17.08
						33.68   38.91   41.37   40.81   44.47   45.30   36.69   35.85
5	076421309	SANCHEZ JEREZ CLARA	1990	UNIVGRA	44,0	
						5:19.87
						33.17   1:12.24   1:54.42   2:36.28   3:20.53   4:06.20   4:44.12   5:19.87
						33.17   39.07   42.18   41.86   44.25   45.67   37.92   35.75
6	P00062135	MEDINA RIEDER CRISTINA	1990	CATALUN	43,0	
						5:22.12
						34.55   1:14.76   1:57.24   2:39.26   3:22.59   4:07.36   4:46.47   5:22.12
						34.55   40.21   42.48   42.02   43.33   44.77   39.11   35.65
7	047914961	VIZCAINO BADIA BERTA	1990	CATALUN	42,0	
						5:23.71
						34.16   1:13.28   1:54.79   2:34.88   3:20.90   4:07.42   4:46.43   5:23.71
						34.16   39.12   41.51   40.09   46.02   46.52   39.01   37.28
8	043559001	MAYOL ANDURELL MARTA	1991	SABADEL	41,0	
						5:27.52
						35.56   1:17.90   2:00.95   2:41.79   3:26.43   4:12.06   4:50.72   5:27.52
						35.56   42.34   43.05   40.84   44.64   45.63   38.66   36.80
9	099070860	SAINZ AIZPURUA ANE	1990	MATARO	40,0	
						5:28.04
						34.63   1:15.29   1:58.96   2:41.99   3:27.38   4:14.36   4:52.52   5:28.04
						34.63   40.66   43.67   43.03   45.39   46.98   38.16   35.52
10	043565679	PEREZ ARAU SONIA	1991	SANDREU	39,0	
						5:28.30
						37.86   1:22.58   2:03.25   2:42.86   3:29.63   4:15.81   4:53.34   5:28.30
						37.86   44.72   40.67   39.61   46.77   46.18   37.53   34.96
11	077419886	BARROS GARCIA ARANTXA	1990	GALAICO	38,0	
						5:28.98
						35.78   1:17.02   1:58.59   2:40.50   3:28.02   4:15.83   4:53.20   5:28.98
						35.78   41.24   41.57   41.91   47.52   47.81   37.37   35.78
12	075484868	GARCIA VALVERDE MARTA	1991	UNIVGRA	37,0	
						5:30.98
						35.69   1:19.14   2:03.28   2:45.41   3:30.37   4:15.25   4:54.03   5:30.98
						35.69   43.45   44.14   42.13   44.96   44.88   38.78   36.95
13	046990791	BENITEZ GRACIA LAURA	1991	MEDITER	36,0	
						5:31.63
						36.64   1:17.55   2:00.14   2:42.79   3:29.48   4:16.85   4:54.47   5:31.63
						36.64   40.91   42.59   42.65   46.69   47.37   37.62   37.16
14	099076110	ALVAREZ JURADO JESSICA	1990	TARRASA	35,0	
						5:32.67
						35.10   1:16.13   2:00.81   2:45.03   3:29.91   4:15.57   4:55.04   5:32.67
						35.10   41.03   44.68   44.22   44.88   45.66   39.47   37.63
15	043176830	LUCENA ROMERO LAURA	1990	SALLE-P	34,0	
						5:33.35
						37.04   1:19.57   2:02.45   2:43.51   3:29.50   4:16.31   4:56.00   5:33.35
						37.04   42.53   42.88   41.06   45.99   46.81   39.69   37.35

RT: RETIRADO DES: DESCALIFICADO MMN: M.M. Nac. (Para Edades)  
 NP: NO PRESENTADO BAJ: BAJA RE: Record Pais

MSL SW.RESULTADOS\_PRUEBA.8-40 Información correcta a 12:53:28 27/03/2004

SPORTEC Sistemas de Información, MSL Software - www.msl.es







RESULTADOS

8 - 400 m. ESTILOS FEMENINO



VI COPA DE ESPAÑA CLUBES INFANTIL, 27 Y 28 DE MARZO DE 2004

VALLADOLID

Datos técnicos: Piscina de 25 m., Cronometraje Electrónico

27/03/2004

MMN.13	4:57.62	VIVES MOYA ROSER	HOSPITALET	23/11/1997
MMN.14	4:47.98	VIVES MOYA ROSER	SABADELL	19/12/1998

RK	Licencia	Nombre	Año	Club	Pts.	Resultado											
16	079340609	MARTINEZ CANOSA RAQUEL	1991	NCORUÑA	33,0												
	50	36.36	100	1:18.36	150	2:00.85	200	2:42.35	250	3:30.57	300	4:18.65	350	4:57.00	400	5:34.11	5:34.11
		36.36		42.00		42.49		41.50		48.22		48.08		38.35		37.11	
17	043448613	JIMENEZ GARCIA AINA	1990	MATARO	32,0												
	50	36.19	100	1:18.44	150	2:02.78	200	2:45.61	250	3:31.54	300	4:18.53	350	4:58.20	400	5:34.87	5:34.87
		36.19		42.25		44.34		42.83		45.93		46.99		39.67		36.67	
18	043169615	MARQUES LOCKITT CAROLINA	1990	CVOLTOR	31,0												
	50	35.09	100	1:15.53	150	2:00.70	200	2:44.40	250	3:30.60	300	4:17.92	350	4:58.51	400	5:34.95	5:34.95
		35.09		40.44		45.17		43.70		46.20		47.32		40.59		36.44	
19	053540367	BARRIOS VINCELLE YAIZA	1991	S.OLAYA	30,0												
	50	35.02	100	1:17.07	150	2:00.74	200	2:43.56	250	3:32.52	300	4:21.70	350	4:59.08	400	5:35.80	5:35.80
		35.02		42.05		43.67		42.82		48.96		49.18		37.38		36.72	
20	039434591	MARTINEZ ROCA MIRIAM	1991	SANDREU	29,0												
	50	36.04	100	1:16.24	150	2:00.58	200	2:44.19	250	3:34.02	300	4:23.61	350	5:01.00	400	5:36.66	5:36.66
		36.04		40.20		44.34		43.61		49.83		49.59		37.39		35.66	
21	076923104	BALAGUER CALVO ANDREA	1990	APSAGUS	28,0												
	50	34.45	100	1:14.51	150	1:55.87	200	2:37.55	250	3:26.53	300	4:18.63	350	4:57.76	400	5:36.76	5:36.76
		34.45		40.06		41.36		41.68		48.98		52.10		39.13		39.00	
22	043172152	GAMEZ HORNOS ELENA	1991	SALLE-P	27,0												
	50	36.42	100	1:18.95	150	2:03.51	200	2:47.00	250	3:33.36	300	4:20.56	350	5:00.64	400	5:36.82	5:36.82
		36.42		42.53		44.56		43.49		46.36		47.20		40.08		36.18	
23	099070714	LLOBET COLOMER ROCIO	1991	GRANOLL	26,0												
	50	35.46	100	1:14.97	150	1:58.25	200	2:38.97	250	3:30.93	300	4:23.95	350	5:01.52	400	5:36.89	5:36.89
		35.46		39.51		43.28		40.72		51.96		53.02		37.57		35.37	
24	025184702	ALBERO RUIZ BLANCA	1990	MOLIVAR	25,0												
	50	36.62	100	1:18.57	150	2:02.90	200	2:47.53	250	3:33.11	300	4:20.15	350	5:00.46	400	5:37.56	5:37.56
		36.62		41.95		44.33		44.63		45.58		47.04		40.31		37.10	
25	043293536	FERNANDEZ TONOGAMI CRISTINA	1991	LPALMAS	24,0												
	50	36.07	100	1:17.50	150	2:01.24	200	2:43.69	250	3:33.11	300	4:22.78	350	5:01.47	400	5:38.10	5:38.10
		36.07		41.43		43.74		42.45		49.42		49.67		38.69		36.63	
26	047876705	VERGES BUESO MARTA	1990	GRANOLL	23,0												
	50	37.40	100	1:19.47	150	2:03.36	200	2:46.68	250	3:33.35	300	4:20.67	350	5:00.30	400	5:39.22	5:39.22
		37.40		42.07		43.89		43.32		46.67		47.32		39.63		38.92	
27	077402783	GARCIA ACUÑA ANDREA	1990	GALAICO	22,0												
	50	37.96	100	1:22.38	150	2:07.36	200	2:51.18	250	3:37.36	300	4:23.51	350	5:02.89	400	5:40.49	5:40.49
		37.96		44.42		44.98		43.82		46.18		46.15		39.38		37.60	
28	072991088	SISON RUIZ ANA CRISTINA	1990	MOLIVAR	21,0												
	50	37.49	100	1:19.83	150	2:04.97	200	2:49.82	250	3:36.74	300	4:24.27	350	5:03.35	400	5:40.61	5:40.61
		37.49		42.34		45.14		44.85		46.92		47.53		39.08		37.26	
29	053557331	COLINO VILLAZON CORAL	1991	S.OLAYA	20,0												
	50	35.04	100	1:18.56	150	2:03.22	200	2:46.65	250	3:33.57	300	4:23.57	350	5:02.84	400	5:42.36	5:42.36
		35.04		43.52		44.66		43.43		46.92		50.00		39.27		39.52	
30	046468387	DIAGO MIRAVET ANNA	1990	MEDITER	19,0												
	50	35.76	100	1:18.84	150	2:03.90	200	2:48.29	250	3:36.16	300	4:25.19	350	5:05.79	400	5:43.77	5:43.77
		35.76		43.08		45.06		44.39		47.87		49.03		40.60		37.98	

RT: RETIRADO DES: DESCALIFICADO MMN: M.M. Nac. (Para Edades)  
 NP: NO PRESENTADO BAJ: BAJA RE: Record Pais

MSL SW.RESULTADOS\_PRUEBA.8-40 Información correcta a 12:53:28 27/03/2004

SPORTEC Sistemas de Información, MSL Software - www.msl.es



Junta de Castilla y León

Caja España





RESULTADOS

8 - 400 m. ESTILOS FEMENINO



VI COPA DE ESPAÑA CLUBES INFANTIL, 27 Y 28 DE MARZO DE 2004

VALLADOLID

Datos técnicos: Piscina de 25 m., Cronometraje Electrónico

27/03/2004

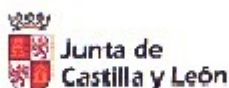
MMN.13	4:57.62	VIVES MOYA ROSER	HOSPITALET	23/11/1997
MMN.14	4:47.98	VIVES MOYA ROSER	SABADELL	19/12/1998

RK	Licencia	Nombre	Año	Club	Pts.	Resultado											
31	074371906	HERRERO GARCIA RUTH	1990	CNELCHE	18,0												
	50	36.01 36.01	100	1:18.68 42.67	150	2:04.52 45.84	200	2:49.03 44.51	250	3:38.33 49.30	300	4:28.93 50.60	350	5:08.17 39.24	400	5:45.83 37.66	5:45.83
32	076923917	VILLUENDAS BAZAN LETICIA	1991	APSAGUS	17,0												
	50	36.36 36.36	100	1:20.39 44.03	150	2:03.69 43.30	200	2:46.33 42.64	250	3:36.98 50.65	300	4:27.85 50.87	350	5:08.51 40.66	400	5:47.38 38.87	5:47.38
33	03288499	MURCIA RODRIGUEZ ALBA	1990	NOVIEDO	16,0												
	50	37.21 37.21	100	1:22.93 45.72	150	2:06.20 43.27	200	2:49.16 42.96	250	3:39.86 50.70	300	4:31.91 52.05	350	5:10.41 38.50	400	5:47.75 37.34	5:47.75
34	047384985	MARTINEZ COUTO CAROLINA	1990	NCORUÑA	15,0												
	50	37.18 37.18	100	1:20.45 43.27	150	2:04.66 44.21	200	2:49.36 44.70	250	3:36.68 47.32	300	4:25.86 49.18	350	5:07.29 41.43	400	5:48.00 40.71	5:48.00
35	051999011	HERNANDEZ MARTIN MONICA	1991	COVIBAR	14,0												
	50	38.92 38.92	100	1:22.86 43.94	150	2:09.03 46.17	200	2:53.50 44.47	250	3:40.81 47.31	300	4:28.92 48.11	350	5:09.81 40.89	400	5:48.76 38.95	5:48.76
36	046451504	AYALA BURGOS SHEILA	1990	HOSPITA	13,0												
	50	37.18 37.18	100	1:23.82 46.64	150	2:09.76 45.94	200	2:54.68 44.92	250	3:42.51 47.83	300	4:31.66 49.15	350	5:11.44 39.78	400	5:50.22 38.78	5:50.22
37	012418892	RODRIGUEZ GARCIA MARIA ANGELES	1990	GIMVALL	12,0												
	50	35.14 35.14	100	1:18.50 43.36	150	2:03.45 44.95	200	2:46.78 43.33	250	3:39.77 52.99	300	4:32.71 52.94	350	5:12.63 39.92	400	5:50.82 38.19	5:50.82
38	071662032	FONSECA VILLA SUSANA	1990	NOVIEDO	11,0												
	50	37.35 37.35	100	1:21.73 44.38	150	2:06.04 44.31	200	2:49.60 43.56	250	3:41.86 52.26	300	4:35.56 53.70	350	5:14.10 38.54	400	5:51.84 37.74	5:51.84
39	044733600	GARCIA PARDAVILA IRIA	1991	METPOLE	10,0												
	50	40.01 40.01	100	1:29.84 49.83	150	2:14.28 44.44	200	2:58.19 43.91	250	3:48.71 50.52	300	4:38.92 50.21	350	5:16.57 37.65	400	5:52.18 35.61	5:52.18
40	074370248	JIMENEZ CABORNERO SANDRA	1990	CNELCHE	9,0												
	50	37.51 37.51	100	1:21.53 44.02	150	2:09.51 47.98	200	2:55.59 46.08	250	3:45.19 49.60	300	4:34.88 49.69	350	5:14.45 39.57	400	5:52.54 38.09	5:52.54
41	043181998	FERNANDEZ PALACIOS ADA	1990	CVOLTOR	8,0												
	50	36.97 36.97	100	1:18.71 41.74	150	2:04.66 45.95	200	2:50.15 45.49	250	3:42.73 52.58	300	4:36.05 53.32	350	5:15.21 39.16	400	5:52.99 37.78	5:52.99
42	050884186	DUEÑAS PINO ANA	1991	COVIBAR	7,0												
	50	38.90 38.90	100	1:22.30 43.40	150	2:07.85 45.55	200	2:52.04 44.19	250	3:43.45 51.41	300	4:35.19 51.74	350	5:14.85 39.66	400	5:53.30 38.45	5:53.30
43	045766254	RODRIGUEZ TEJERA DELIOMA	1990	LPALMAS	6,0												
	50	37.49 37.49	100	1:22.70 45.21	150	2:08.53 45.83	200	2:53.27 44.74	250	3:43.60 50.33	300	4:34.10 50.50	350	5:14.35 40.25	400	5:53.34 38.99	5:53.34
44	047790136	ABARCA CIRERA ELISENDA	1990	VIC-ETB	5,0												
	50	38.62 38.62	100	1:23.48 44.86	150	2:09.59 46.11	200	2:54.49 44.90	250	3:43.16 48.67	300	4:32.63 49.47	350	5:14.27 41.64	400	5:53.60 39.33	5:53.60
45	071169698	SOBAS GONZALEZ CRISTINA	1991	GIMVALL	4,0												
	50	37.95 37.95	100	1:22.32 44.37	150	2:08.15 45.83	200	2:54.12 45.97	250	3:47.15 53.03	300	4:41.86 54.71	350	5:22.91 41.05	400	6:02.03 39.12	6:02.03

RT: RETIRADO      DES: DESCALIFICADO      MMN: M.M. Nac. (Para Edades)  
 NP: NO PRESENTADO      BAJ: BAJA      RE: Record Pais

MSL SW.RESULTADOS\_PRUEBA.8-40 Información correcta a 12:53:28 27/03/2004

SPORTEC Sistemas de Información, MSL Software - www.msl.es





VI COPA DE ESPAÑA CLUBES INFANTIL, 27 Y 28 DE MARZO DE 2004

VALLADOLID  
27/03/2004

Datos técnicos: Piscina de 25 m., Cronometraje Electrónico

MMN.13	4:57.62	VIVES MOYA ROSER	HOSPITALET	23/11/1997
MMN.14	4:47.98	VIVES MOYA ROSER	SABADELL	19/12/1998

RK	Licencia	Nombre	Año	Club	Pts.	Resultado			
46	044739687	UMPIERREZ ALVAREZ PATRICIA	1991	METPOLE	3,0				
	50 38.76	100 1:28.34	150 2:16.42	200 3:02.64	250 3:52.32	300 4:43.59	350 5:25.47	400 6:05.84	6:05.84
	38.76	49.58	48.08	46.22	49.68	51.27	41.88	40.37	
47	099070916	GARCIA CLOSA MARIA	1990	C.N.B.	2,0				
	50 41.17	100 1:28.38	150 2:21.71	200 3:11.68	250 4:05.60	300 4:59.43	350 5:40.43	400 6:21.02	6:21.02
	41.17	47.21	53.33	49.97	53.92	53.83	41.00	40.59	
	047877307	VANTOLRA AYALA ADRIANA	1990	C.N.B.	0,0				
									NP

RT: RETIRADO      DES: DESCALIFICADO      MMN: M.M. Nac. (Para Edades)  
 NP: NO PRESENTADO      BAJ: BAJA      RE: Record Pais

MSL SW.RESULTADOS\_PRUEBA.8-40      Información correcta a 12:53:28      27/03/2004

SPORTEC Sistemas de Información, MSL Software - www.msl.es



Junta de Castilla y León

Caja España





RESULTADOS

9 - 4x100 LIBRE MASCULINO



VI COPA DE ESPAÑA CLUBES INFANTIL, 27 Y 28 DE MARZO DE 2004

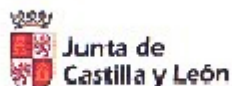
VALLADOLID

Datos técnicos: Piscina de 25 m., Cronometraje Electrónico

27/03/2004

RK	Club	Nombre	Club			Pts.	Resultado
1	00746	<b>A.D.N. VISTA ALEGRE</b>	VALEGRE			102,0	3:40.31
		1 DE LA HABA ALBA ANTONIO	1989	50' - 27.14'	100' - 56.19'		
		2 ROJAS ARJONA PABLO	1988	150' - 1:22.08'	200' - 1:51.10'		
		3 NAVARRO MORALES VICENTE	1988	250' - 2:18.64'	300' - 2:48.77'		
		4 MUÑOZ PEREZ RAFAEL	1988	350' - 3:13.43'	400' - 3:40.31'		
2	00053	<b>REAL CANOE N.C.</b>	CANOENC			96,0	3:41.60
		1 LOPEZ NIETO MARCOS	1988	50' - 26.48'	100' - 56.38'		
		2 JIMENEZ BENEYTO DIEGO	1988	150' - 1:22.96'	200' - 1:52.28'		
		3 RODRIGUEZ GONZALEZ JOSE	1988	250' - 2:18.43'	300' - 2:47.94'		
		4 JIMENEZ MARTIN ADRIAN	1988	350' - 3:13.08'	400' - 3:41.60'		
3	00183	<b>CST-CST COSTA AZAHAR</b>	CAZAHAR			92,0	3:43.36
		1 GONZALEZ JUAREZ VICTOR	1988	50' - 27.22'	100' - 56.72'		
		2 PERIS SIMO JAVIER	1988	150' - 1:23.71'	200' - 1:54.21'		
		3 MEDALL MELIA ROBERT	1988	250' - 2:20.78'	300' - 2:50.94'		
		4 BENAGES SIMO VICTOR	1988	350' - 3:16.10'	400' - 3:43.36'		
4	00054	<b>C.N. METROPOLE</b>	METPOLE			90,0	3:44.21
		1 BLANCO MACHADO JOSE M <sup>a</sup>	1988	50' - 26.88'	100' - 54.93'		
		2 RODRIGUEZ RAMIREZ CARLOS	1989	150' - 1:22.72'	200' - 1:53.61'		
		3 MARIÑO SANTANA JAVIER	1988	250' - 2:20.94'	300' - 3:44.21'		
		4 BELINCHON BEUN PEDRO	1988	350' - 3:44.21'	400' - 3:44.21'		
5	00843	<b>A.D. SARABRIS</b>	SARABRI			88,0	3:47.39
		1 HERNANSANZ QUEVEDO JAIME	1989	50' - 27.96'	100' - 58.51'		
		2 ALONSO TELLEZ JOSE ANTONIO	1988	150' - 1:24.97'	200' - 1:53.44'		
		3 JIMENEZ HERRAEZ ANTONIO	1988	250' - 2:20.64'	300' - 2:50.46'		
		4 CALVO SANCHEZ ADRIAN	1988	350' - 3:17.41'	400' - 3:47.39'		

RT: RETIRADO DES: DESCALIFICADO MMN: M.M. Nac. (Para Edades)  
 NP: NO PRESENTADO BAJ: BAJA RE: Record Pais





## VI COPA DE ESPAÑA CLUBES INFANTIL, 27 Y 28 DE MARZO DE 2004

VALLADOLID

Datos técnicos: Piscina de 25 m., Cronometraje Electrónico

27/03/2004

RK	Club	Nombre	Club					Pts.	Resultado
6	00135	<b>C.N. SANTA OLAYA</b>	S.OLAYA					86,0	3:47.59
	1	PARADIÑEIRO ALVAREZ HECTOR	1988	50	26.78	100	56.12		
					26.78		29.34		
	2	SAN MILLAN ALVAREZ DAVID	1988	150	1:23.61	200	1:53.50		
					27.49		29.89		
	3	VALDES VALDAZO JAVIER	1988	250	2:20.87	300	2:50.88		
					27.37		30.01		
	4	QUINTANA MUÑOZ DIEGO	1988	350	3:17.99	400	3:47.59		
					27.11		29.60		
7	00058	<b>C.N. SABADELL</b>	SABADEL					84,0	3:48.13
	1	MAYOL ANDURELL MARC	1988	50	27.90	100	57.54		
					27.90		29.64		
	2	LOPEZ ROT AARON	1988	150	1:24.83	200	1:54.26		
					27.29		29.43		
	3	COSTA RUIZ RAUL	1988	250	2:21.77	300	2:53.22		
					27.51		31.45		
	4	DE CLARES RIVERO RAFAEL	1988	350	3:19.84	400	3:48.13		
					26.62		28.29		
8	00727	<b>C.N. CASTILLA-BURGOS</b>	CASTILB					82,0	3:48.58
	1	REY RENEDO ALBERTO	1988	50	27.91	100	57.79		
					27.91		29.88		
	2	ALONSO DE SANTOCILDES NEB S.	1988	150	1:23.28	200	1:51.63		
					25.49		28.35		
	3	RIBERAS HORTIGOSA JUAN	1989	250	2:19.40	300	2:49.91		
					27.77		30.51		
	4	DEL VAL OLALLA RODRIGO	1989	350	3:18.30	400	3:48.58		
					28.39		30.28		
9	00136	<b>E.M. EL OLIVAR</b>	MOLIVAR					80,0	3:49.17
10	00574	<b>CN.MARLINS MORATALAZ</b>	MARLINS					78,0	3:49.30
	1	PERDIGUERO AGUILERA PABLO	1988	50	27.41	100	57.71		
					27.41		30.30		
	2	PASCUAL LOPEZ JUAN MANUEL	1989	150	1:25.81	200	1:55.98		
					28.10		30.17		
	3	MARTINEZ COTO PABLO	1988	250	2:23.48	300	2:54.34		
					27.50		30.86		
	4	SALAS BENAVENTE FERNANDO	1988	350	3:20.37	400	3:49.30		
					26.03		28.93		
11	00062	<b>C.N. CATALUNYA</b>	CATALUN					76,0	3:49.35
	1	MUÑOZ MUÑOZ OSCAR FCO.	1988	50	28.06	100	58.84		
					28.06		30.78		
	2	SOTO BOTEY NELSON	1988	150	1:26.74	200	1:57.84		
					27.90		31.10		
	3	CATALAN PEREA AARON	1988	250	2:23.95	300	2:52.57		
					26.11		28.62		
	4	MARTINEZ GARCIA FERRAN	1988	350	3:19.91	400	3:49.35		
					27.34		29.44		

RT: RETIRADO  
NP: NO PRESENTADODES: DESCALIFICADO  
BAJ: BAJAMMN: M.M. Nac. (Para Edades)  
RE: Record PaisMSL SW.RES\_RELEVOS\_PRUEBA.9-4 Información correcta a 12:54:05 27/03/2004  
SPORTEC Sistemas de Información, MSL Software - www.msl.es

2 / 5



Junta de Castilla y León

Caja España





## VI COPA DE ESPAÑA CLUBES INFANTIL, 27 Y 28 DE MARZO DE 2004

VALLADOLID

Datos técnicos: Piscina de 25 m., Cronometraje Electrónico

27/03/2004

RK	Club	Nombre	Club					Pts.	Resultado
12	00057	<b>C.N. TERRASSA</b>	TARRASA					74,0	3:49.48
	1	UROZ MUÑOZ VICTOR	1989	50	26.89	100	55.62		
					26.89		28.73		
	2	MUÑOZ ILLANA VICTOR	1988	150	1:23.14	200	1:53.49		
					27.52		30.35		
	3	RAMOS ALTET GUILLEM	1988	250	2:21.12	300	2:51.92		
					27.63		30.80		
	4	PASCUAL MERINO ALEIX	1988	350	3:19.59	400	3:49.48		
					27.67		29.89		
13	00157	<b>C.N.GIMN. VALLADOLID</b>	GIMVALL					72,0	3:49.49
	1	VICO ABAD JOSE	1988	50	27.27	100	56.78		
					27.27		29.51		
	2	SANCHEZ SANZ RAUL	1989	150	1:24.00	200	1:54.10		
					27.22		30.10		
	3	SUAREZ CANCERO CARLOS	1988	250	2:21.66	300	2:52.25		
					27.56		30.59		
	4	GARCIA MARTINEZ JORGE A.	1988	350	3:19.72	400	3:49.49		
					27.47		29.77		
14	00061	<b>C.N. SANT ANDREU</b>	SANDREU					70,0	3:50.10
	1	SAN MARTIN TRESOLS LUIS	1988	50	28.00	100	57.86		
					28.00		29.86		
	2	PERALTA SABATE MARC	1988	150	1:25.08	200	1:55.09		
					27.22		30.01		
	3	MARTINEZ MORALES CARMELO	1989	250	2:24.11	300	2:55.35		
					29.02		31.24		
	4	CABELLO FORNS ALAN	1988	350	3:21.48	400	3:50.10		
					26.13		28.62		
15	00784	<b>C.N. GALAICO</b>	GALAICO					68,0	3:50.26
	1	GULÍAS PARGA MANUEL	1989	50	28.60	100	59.05		
					28.60		30.45		
	2	PEREZ ESTEVEZ BRUNO	1988	150	1:26.62	200	1:57.18		
					27.57		30.56		
	3	PORTELA ÁLVAREZ IAGO	1988	250	2:24.65	300	2:55.02		
					27.47		30.37		
	4	VILLAVERDE PARADA YAGO	1989	350	3:21.94	400	3:50.26		
					26.92		28.32		
16	00553	<b>C.N. ELCHE</b>	CNELCHE					66,0	3:52.17
	1	CANDELA DE LA TORRE ANDRES	1988	50	28.09	100	58.38		
					28.09		30.29		
	2	PUCHE TORRES ALBERTO	1988	150	1:26.46	200	1:57.89		
					28.08		31.43		
	3	MARTIN FLORES ALBERTO	1988	250	2:25.94	300	2:57.43		
					28.05		31.49		
	4	VIVES GOMIS CARLOS	1988	350	3:23.49	400	3:52.17		
					26.06		28.68		

RT: RETIRADO  
NP: NO PRESENTADODES: DESCALIFICADO  
BAJ: BAJAMMN: M.M. Nac. (Para Edades)  
RE: Record PaisMSL SW.RES\_RELEVOS\_PRUEBA.9-4 Información correcta a 12:54:05 27/03/2004  
SPORTEC Sistemas de Información, MSL Software - www.msl.es

3 / 5



Junta de Castilla y León

Caja España





## VI COPA DE ESPAÑA CLUBES INFANTIL, 27 Y 28 DE MARZO DE 2004

VALLADOLID

Datos técnicos: Piscina de 25 m., Cronometraje Electrónico

27/03/2004

RK	Club	Nombre	Club					Pts.	Resultado
17	00069	<b>C.N. HOSPITALET</b>	HOSPITA					64,0	3:52.92
	1	ARACIL HERRERO MARC	1989	50	27.50	100	57.35		
					27.50		29.85		
	2	MARIN DIEZ VICTOR	1989	150	1:25.25	200	1:56.12		
					27.90		30.87		
	3	ESPEJO GOMEZ ESTEBAN	1988	250	2:24.67	300	2:54.89		
					28.55		30.22		
	4	GARCIA RODENAS CARLES	1988	350	3:22.24	400	3:52.92		
					27.35		30.68		
18	00003	<b>C.N.CIUDAD DE OVIEDO</b>	NOVIEDO					62,0	3:54.08
	1	FERNANDEZ FERNANDEZ JOSE M.	1988	50	27.05	100	56.37		
					27.05		29.32		
	2	SUAREZ FELGUEROSO EFREN	1989	150	1:24.57	200	1:55.99		
					28.20		31.42		
	3	VAZQUEZ LUEJE JULIAN	1988	250	2:23.56	300	2:53.98		
					27.57		30.42		
	4	LOPEZ RODRIGUEZ DAVID J.	1988	350	3:22.68	400	3:54.08		
					28.70		31.40		
19	00114	<b>STADIUM VENEZIA</b>	STVENEZ					60,0	3:54.27
	1	SANCHEZ MONTERDE GABRIEL	1989	50	29.16	100	1:01.26		
					29.16		32.10		
	2	ALEGRE BAILO SERGIO	1988	150	1:29.29	200	1:59.67		
					28.03		30.38		
	3	CALAIZA PERIBAÑEZ RUBEN	1988	250	2:27.89	300	2:58.67		
					28.22		30.78		
	4	LASANTA RICA DAVID	1988	350	3:25.23	400	3:54.27		
					26.56		29.04		
20	00137	<b>C.N. CIUDAD ALTA</b>	CIUALTA					58,0	3:54.49
	1	JORGE CRUZ MIGUEL ANGEL	1988	50	27.54	100	58.23		
					27.54		30.69		
	2	MACIUNIAK BARTL IVAN	1989	150	1:26.83	200	1:57.70		
					28.60		30.87		
	3	SANTOS DEL RIO ADAY	1988	250	2:25.86	300	2:57.71		
					28.16		31.85		
	4	RODRIGUEZ MONTESDEOCA KEVIN	1989	350	3:24.71	400	3:54.49		
					27.00		29.78		
21	00076	<b>C.E. MEDITERRANI</b>	MEDITER					56,0	3:55.53
	1	CHIAPPE MADSEN SEBASTIAN	1988	50	27.88	100	58.19		
					27.88		30.31		
	2	FRIAS LLORET CARLOS	1989	150	1:26.47	200	1:57.20		
					28.28		30.73		
	3	LOPEZ SUSMOZAS ROMAN	1988	250	2:25.64	300	2:57.17		
					28.44		31.53		
	4	GARCIA EGEA SERGIO	1989	350	3:24.87	400	3:55.53		
					27.70		30.66		

RT: RETIRADO  
NP: NO PRESENTADODES: DESCALIFICADO  
BAJ: BAJAMMN: M.M. Nac. (Para Edades)  
RE: Record PaisMSL SW.RES\_RELEVOS\_PRUEBA.9-4 Información correcta a 12:54:05 27/03/2004  
SPORTEC Sistemas de Información, MSL Software - www.msl.es

4 / 5



Junta de Castilla y León

Caja España





## VI COPA DE ESPAÑA CLUBES INFANTIL, 27 Y 28 DE MARZO DE 2004

VALLADOLID

Datos técnicos: Piscina de 25 m., Cronometraje Electrónico

27/03/2004

RK	Club	Nombre	Club					Pts.	Resultado
22	00378	<b>C.N. CIUDAD REAL</b>	CIUREAL					54,0	3:56.98
	1	DEL CERRO MARTÍN-ONDARZA JAIME	1988	50	26.40 26.40	100	54.57 28.17		
	2	GARCÍA MARTINEZ DAVID	1989	150	1:24.08 29.51	200	1:56.80 32.72		
	3	BALLESTEROS MORA DAVID	1989	250	2:24.69 27.89	300	2:55.26 30.57		
	4	ALBI MURO CARLOS	1989	350	3:24.46 29.20	400	3:56.98 32.52		
23	00106	<b>C.N. MATARO</b>	MATARO					52,0	3:59.58
	1	CORDOBA NAVARRO YERAI	1988	50	27.99 27.99	100	58.39 30.40		
	2	VALLEJO VAZQUEZ EMILIO	1988	150	1:26.40 28.01	200	1:58.07 31.67		
	3	GOMEZ PEREZ ALBERT	1988	250	2:27.35 29.28	300	2:59.00 31.65		
	4	VALLS SEBASTIAN ALBERT	1988	350	3:27.10 28.10	400	3:59.58 32.48		
24	00056	<b>CN.PALMA DE MALLORCA</b>	CNPALMA					50,0	4:01.70
	1	RODRIGUEZ PULIDO JUAN LUIS	1989	50	28.02 28.02	100	57.49 29.47		
	2	BESALDUCH LÓPEZ RAUL	1989	150	1:28.23 30.74	200	2:00.75 32.52		
	3	REBASSA GIMENEZ JOAN	1988	250	2:28.90 28.15	300	3:00.23 31.33		
	4	NAVARRO REAL FRANCESC	1988	350	3:29.33 29.10	400	4:01.70 32.37		

RT: RETIRADO  
NP: NO PRESENTADODES: DESCALIFICADO  
BAJ: BAJAMMN: M.M. Nac. (Para Edades)  
RE: Record PaisMSL SW.RES\_RELEVOS\_PRUEBA.9-4 Información correcta a 12:54:05 27/03/2004  
SPORTEC Sistemas de Información, MSL Software - www.msl.es

5 / 5

Junta de  
Castilla y León

Caja España







## VI COPA DE ESPAÑA CLUBES INFANTIL, 27 Y 28 DE MARZO DE 2004

VALLADOLID

Datos técnicos: Piscina de 25 m., Cronometraje Electrónico

27/03/2004

RK	Club	Nombre	Club		Pts.	Resultado
1	00058	<b>C.N. SABADELL</b>	SABADEL		102,0	4:09.27
	1	GOMEZ RAMON ANAIS	1990	50' - 30.05'   100' - 1:01.75' 30.05'   31.70'		
	2	MARTINEZ PEREZ SANDRA	1990	150' - 1:31.77'   200' - 2:04.71' 30.02'   32.94'		
	3	MARTINEZ BLAZQUEZ MIRIAM	1990	250' - 2:34.66'   300' - 3:07.60' 29.95'   32.94'		
	4	GALA GARCIA RAQUEL MARIA	1990	350' - 3:37.30'   400' - 4:09.27' 29.70'   31.97'		
2	00057	<b>C.N. TERRASSA</b>	TARRASA		96,0	4:09.81
	1	MECA MORA ESTHER	1990	50' - 30.52'   100' - 1:03.27' 30.52'   32.75'		
	2	CAMPO CASAJUS CARLA	1991	150' - 1:33.59'   200' - 2:05.43' 30.32'   31.84'		
	3	CRISTOBAL COPPULO GEMMA	1991	250' - 2:34.98'   300' - 3:08.06' 29.55'   33.08'		
	4	ALVAREZ JURADO JESSICA	1990	350' - 3:37.88'   400' - 4:09.81' 29.82'   31.93'		
3	00135	<b>C.N. SANTA OLAYA</b>	S.OLAYA		92,0	4:18.96
	1	RANCAÑO BENITEZ ALDANA	1990	50' - 31.17'   100' - 1:04.49' 31.17'   33.32'		
	2	FERNANDEZ MARTINEZ MARTA	1990	150' - 1:35.27'   200' - 2:09.42' 30.78'   34.15'		
	3	BARRIOS VINCELLE YAIZA	1991	250' - 2:40.79'   300' - 3:14.52' 31.37'   33.73'		
	4	BUENO MEANA PATRICIA	1990	350' - 3:44.88'   400' - 4:18.96' 30.36'   34.08'		
4	00003	<b>C.N.CIUDAD DE OVIEDO</b>	NOVIEDO		90,0	4:19.21
	1	FONSECA VILLA SUSANA	1990	50' - 32.00'   100' - 1:06.18' 32.00'   34.18'		
	2	CORTES FERNANDEZ MARIA	1990	150' - 1:36.53'   200' - 2:09.67' 30.35'   33.14'		
	3	TRAPIELLO ALVAREZ EITA	1990	250' - 2:40.38'   300' - 3:14.11' 30.71'   33.73'		
	4	FERNANDEZ GARCIA MARIA	1990	350' - 3:45.40'   400' - 4:19.21' 31.29'   33.81'		
5	00062	<b>C.N. CATALUNYA</b>	CATALUN		88,0	4:19.45
	1	BARRABINO PONCE ANNA	1990	50' - 30.99'   100' - 1:05.10' 30.99'   34.11'		
	2	CUCURULL GUARDIOLA LAURA	1990	150' - 1:36.75'   200' - 2:11.44' 31.65'   34.69'		
	3	COBO TUSET NADIA	1990	250' - 2:41.66'   300' - 3:16.19' 30.22'   34.53'		
	4	VIZCAINO BADIA BERTA	1990	350' - 3:46.55'   400' - 4:19.45' 30.36'   32.90'		

RT: RETIRADO  
NP: NO PRESENTADODES: DESCALIFICADO  
BAJ: BAJAMMN: M.M. Nac. (Para Edades)  
RE: Record PaisMSL SW.RES\_RELEVOS\_PRUEBA.10- Información correcta a 12:54:38 27/03/2004  
SPORTEC Sistemas de Información, MSL Software - www.msl.es

1 / 5



Junta de Castilla y León

Caja España





## VI COPA DE ESPAÑA CLUBES INFANTIL, 27 Y 28 DE MARZO DE 2004

VALLADOLID

Datos técnicos: Piscina de 25 m., Cronometraje Electrónico

27/03/2004

RK	Club	Nombre	Club					Pts.	Resultado
6	00784	<b>C.N. GALAICO</b>	GALAICO					86,0	4:19.50
	1	GARCIA ACUÑA ANDREA	1990	50	32.69	100	1:07.23		
					32.69		34.54		
	2	CRESPO GONZALEZ MIRIAM	1990	150	1:37.64	200	2:10.27		
					1:37.6		32.63		
	3	VILARIÑO GARCÍA XENIA	1991	250	2:41.44	300	3:15.08		
					31.17		33.64		
	4	BARROS GARCÍA ARANTXA	1990	350	3:45.98	400	4:19.50		
					30.90		33.52		
7	00186	<b>C.N. CORUÑA</b>	NCORUÑA					84,0	4:19.69
	1	PAMPIN SAAVEDRA CARLOTA	1990	50	30.62	100	1:03.05		
					30.62		32.43		
	2	CARBALLO REY LARA	1991	150	1:34.38	200	2:08.31		
					31.33		33.93		
	3	CIDRAS ANGEL IRIA	1990	250	2:39.64	300	3:14.26		
					31.33		34.62		
	4	MARTINEZ CANOSA RAQUEL	1991	350	3:45.87	400	4:19.69		
					31.61		33.82		
8	00250	<b>C.N. VIC-ETB</b>	VIC-ETB					82,0	4:20.23
	1	VILAMITJANA SADURNI OLGA	1990	50	31.86	100	1:06.27		
					31.86		34.41		
	2	NOVELLAS COMA JUDIT	1990	150	1:37.13	200	2:10.81		
					30.86		33.68		
	3	GONZALEZ CRIVILLERS NEUS	1991	250	2:39.66	300	3:11.64		
					28.85		31.98		
	4	FARRES FONT LAURA	1991	350	3:38.93	400	4:20.23		
					27.29		41.30		
9	00157	<b>C.N.GIMN. VALLADOLID</b>	GIMVALL					80,0	4:20.85
	1	SOTO MARFULL BLANCA	1990	50	30.24	100	1:02.15		
					30.24		31.91		
	2	BALLESTEROS NIETO DANIELA	1990	150	1:33.03	200	2:06.51		
					30.88		33.48		
	3	RODRIGUEZ GARCIA MARIA ANGELES	1990	250	2:38.06	300	3:12.94		
					31.55		34.88		
	4	ESPINOSA MONTEROS ALVARE R.	1990	350	3:45.65	400	4:20.85		
					32.71		35.20		
10	00069	<b>C.N. HOSPITALET</b>	HOSPITA					78,0	4:20.97
	1	GARCIA RODENAS ANNA	1990	50	31.63	100	1:05.68		
					31.63		34.05		
	2	BELMONTE GARCIA MIREIA	1990	150	1:34.93	200	2:05.87		
					29.25		30.94		
	3	MERA RODRIGUEZ LORENA	1990	250	2:37.79	300	3:14.13		
					31.92		36.34		
	4	JIMENEZ MAMANI ANABEL	1990	350	3:46.24	400	4:20.97		
					32.11		34.73		
11	00848	<b>C.N. LA SALLE-PALMA</b>	SALLE-P					76,0	4:21.81

RT: RETIRADO  
NP: NO PRESENTADODES: DESCALIFICADO  
BAJ: BAJAMMN: M.M. Nac. (Para Edades)  
RE: Record PaisMSL SW.RES\_RELEVOS\_PRUEBA.10- Información correcta a 12:54:38 27/03/2004  
SPORTEC Sistemas de Información, MSL Software - www.msl.es

2 / 5



Junta de Castilla y León

Caja España





## VI COPA DE ESPAÑA CLUBES INFANTIL, 27 Y 28 DE MARZO DE 2004

VALLADOLID

Datos técnicos: Piscina de 25 m., Cronometraje Electrónico

27/03/2004

RK	Club	Nombre	Club					Pts.	Resultado
12	00061	<b>C.N. SANT ANDREU</b>	SANDREU					74,0	4:22.28
	1	MARI HUERTA ANDREA	1990	50	30.60	100	1:03.79		
					30.60		33.19		
	2	MARTINEZ ROCA MIRIAM	1991	150	1:35.51	200	2:09.43		
					31.72		33.92		
	3	PEREZ ARAU SONIA	1991	250	2:41.74	300	3:17.40		
					32.31		35.66		
	4	MARTINEZ DE DIEGO PATRICIA	1990	350	3:48.99	400	4:22.28		
					31.59		33.29		
13	00106	<b>C.N. MATARO</b>	MATARO					72,0	4:22.31
	1	CORDOBA NAVARRO SARA	1990	50	31.49	100	1:05.03		
					31.49		33.54		
	2	SAINZ AIZPURUA ANE	1990	150	1:36.00	200	2:10.36		
					30.97		34.36		
	3	JIMENEZ GARCIA AINA	1990	250	2:41.90	300	3:15.91		
					31.54		34.01		
	4	ARBONES RUBIO MARTA	1990	350	3:47.18	400	4:22.31		
					31.27		35.13		
14	00602	<b>C.D.U. GRANADA</b>	UNIVGRA					70,0	4:23.34
	1	SERVILLERA TORRES MIRIAM	1990	50	32.03	100	1:06.35		
					32.03		34.32		
	2	GALLEGOS RODRIGUEZ LAURA	1990	150	1:37.59	200	2:12.72		
					31.24		35.13		
	3	VENEGAS ALONSO ANA	1990	250	2:44.50	300	3:19.22		
					31.78		34.72		
	4	SANCHEZ JEREZ CLARA	1990	350	3:50.14	400	4:23.34		
					30.92		33.20		
15	00099	<b>C.N. GRANOLLERS</b>	GRANOLL					68,0	4:23.80
	1	RABASSA BLANCO NURIA	1990	50	32.14	100	1:06.30		
					32.14		34.16		
	2	HUMEDAS GONZALEZ LAIA	1990	150	1:37.94	200	2:12.58		
					31.64		34.64		
	3	CARVAJAL AREVALO ALICIA	1991	250	2:44.84	300	3:19.55		
					32.26		34.71		
	4	LLOBET COLOMER ROCIO	1991	350	3:50.41	400	4:23.80		
					30.86		33.39		
16	00826	<b>C.D. COVIBAR</b>	COVIBAR					66,0	4:24.27
	1	LOPEZ TEJERO FATIMA	1990	50	33.17	100	1:08.08		
					33.17		34.91		
	2	DUEÑAS PINO ELENA	1990	150	1:39.10	200	2:13.29		
					1:39.1		34.19		
	3	PEREZ DE BLAS LAURA	1990	250	2:45.60	300	3:20.20		
					32.31		34.60		
	4	SANTOS MOLINERO CAROLINA	1990	350	3:50.96	400	4:24.27		
					30.76		33.31		

RT: RETIRADO  
NP: NO PRESENTADODES: DESCALIFICADO  
BAJ: BAJAMMN: M.M. Nac. (Para Edades)  
RE: Record PaisMSL SW.RES\_RELEVOS\_PRUEBA.10- Información correcta a 12:54:38 27/03/2004  
SPORTEC Sistemas de Información, MSL Software - www.msl.es

3 / 5



Junta de Castilla y León

Caja España





## VI COPA DE ESPAÑA CLUBES INFANTIL, 27 Y 28 DE MARZO DE 2004

VALLADOLID

Datos técnicos: Piscina de 25 m., Cronometraje Electrónico

27/03/2004

RK	Club	Nombre	Club					Pts.	Resultado
17	00060	<b>C.N. LAS PALMAS</b>	LPALMAS					64,0	4:26.31
	1	GARCIA HERNANDEZ SONIA	1991	50	31.96	100	1:05.53		
					31.96		33.57		
	2	SOCAS HERNANDEZ LAURA	1991	150	1:38.07	200	2:13.62		
					1:38.0		35.55		
	3	GUERRA GONZALEZ IRIS MARIA	1990	250	2:44.70	300	3:17.80		
					31.08		33.10		
	4	FERNANDEZ TONOGAMI CRISTINA	1991	350	3:50.88	400	4:26.31		
					33.08		35.43		
18	00136	<b>E.M. EL OLIVAR</b>	MOLIVAR					62,0	4:26.44
	1	GONZALEZ ESPRESATI DE PAU P.	1990	50	31.84	100	1:06.52		
					31.84		34.68		
	2	MORANDO PEREZ MARTA	1991	150	1:38.42	200	2:12.44		
					1:38.4		34.02		
	3	CAMPOS CORREDERA RAQUEL	1990	250	2:43.96	300	3:18.57		
					31.52		34.61		
	4	ALBERO RUIZ BLANCA	1990	350	3:51.16	400	4:26.44		
					32.59		35.28		
19	00054	<b>C.N. METROPOLE</b>	METPOLE					60,0	4:27.57
	1	MARTIN ROMAN LORENA	1991	50	32.14	100	1:06.08		
					32.14		33.94		
	2	CONCEPCION ALEIXANDRE PAULA	1990	150	1:38.59	200	2:14.97		
					1:38.5		36.38		
	3	NALDA GONZALEZ MARIA	1990	250	2:46.13	300	3:20.40		
					31.16		34.27		
	4	GARCIA PARDAVILA IRIA	1991	350	3:52.66	400	4:27.57		
					32.26		34.91		
20	00553	<b>C.N. ELCHE</b>	CNELCHE					58,0	4:29.32
	1	ALONSO RIVERA MARIA ANGELES	1990	50	31.82	100	1:06.81		
					31.82		34.99		
	2	CAMPELLO LIDON LIDIA	1991	150	1:38.49	200	2:13.73		
					1:38.4		35.24		
	3	MARTINEZ MARTINEZ IRENE	1990	250	2:46.14	300	3:22.32		
					32.41		36.18		
	4	ESPADAS MACIA LAURA	1990	350	3:54.23	400	4:29.32		
					31.91		35.09		
21	00076	<b>C.E. MEDITERRANI</b>	MEDITER					56,0	4:30.41
	1	LLORCA ROY DIANA	1991	50	31.64	100	1:05.69		
					31.64		34.05		
	2	CAMPA RIERA MARIONA	1991	150	1:37.91	200	2:14.00		
					32.22		36.09		
	3	MARTINEZ JIMENEZ SILVIA	1990	250	2:47.28	300	3:23.58		
					33.28		36.30		
	4	BENITEZ GRACIA LAURA	1991	350	3:56.07	400	4:30.41		
					32.49		34.34		

RT: RETIRADO  
NP: NO PRESENTADODES: DESCALIFICADO  
BAJ: BAJAMMN: M.M. Nac. (Para Edades)  
RE: Record PaisMSL SW.RES\_RELEVOS\_PRUEBA.10- Información correcta a 12:54:38 27/03/2004  
SPORTEC Sistemas de Información, MSL Software - www.msl.es

4 / 5



Junta de Castilla y León

Caja España





VI COPA DE ESPAÑA CLUBES INFANTIL, 27 Y 28 DE MARZO DE 2004

VALLADOLID

Datos técnicos: Piscina de 25 m., Cronometraje Electrónico

27/03/2004

RK	Club	Nombre	Club					Pts.	Resultado
22	00051	<b>C.N. BARCELONA</b>	C.N.B.					54,0	4:30.61
	1	SAEZ QUINTANAL MARTA	1991	50	32.05	100	1:06.95		
					32.05		34.90		
	2	RODRIGUEZ LOPEZ MONTSERRAT	1990	150	1:39.68	200	2:15.88		
					32.73		36.20		
	3	RIBAS OLIVA SILVIA	1990	250	2:50.07	300	3:27.56		
					34.19		37.49		
	4	ESTELLER SOTES IRIA	1990	350	3:57.61	400	4:30.61		
					30.05		33.00		
23	00460	<b>P. SAN AGUSTIN</b>	APSAGUS					52,0	4:31.10
	1	FERRER GAMERO ALBA	1991	50	32.64	100	1:07.41		
					32.64		34.77		
	2	VELILLA GUERRERO CORAL	1991	150	1:41.32	200	2:18.86		
					1:41.3		37.54		
	3	REINAO CEGOÑINO VIRGINIA	1990	250	2:51.02	300	3:25.54		
					32.16		34.52		
	4	BALAGUER CALVO ANDREA	1990	350	3:56.59	400	4:31.10		
					31.05		34.51		
24	00877	<b>C.N. VOLTOR BALEAR</b>	CVOLTOR					50,0	4:31.41
	1	QUETGLAS QUINTERO DAVINIA	1991	50	30.20	100	1:03.31		
					30.20		33.11		
	2	FERNANDEZ PALACIOS ADA	1990	150	1:37.01	200	2:11.54		
					1:37.0		34.53		
	3	MARQUES LOCKITT CAROLINA	1990	250	2:43.76	300	3:17.63		
					32.22		33.87		
	4	MOYA PELLICER Mª VICTORIA	1991	350	3:52.45	400	4:31.41		
					34.82		38.96		

RT: RETIRADO DES: DESCALIFICADO MMN: M.M. Nac. (Para Edades)  
 NP: NO PRESENTADO BAJ: BAJA RE: Record Pais



Junta de Castilla y León

Caja España





VI COPA DE ESPAÑA CLUBES INFANTIL, 27 Y 28 DE MARZO DE 2004

VALLADOLID

Datos técnicos: Piscina de 25 m., Cronometraje Electrónico

INFATIL

Rank.	Club	Pts.
1	C.N. SABADELL	374,0
2	REAL CANOE N.C.	371,0
3	CST-CST COSTA AZAHAR	353,0
4	C.N. SANTA OLAYA	343,0
5	C.N. METROPOLE	338,0
6	A.D.N. VISTA ALEGRE	336,0
7	C.N. CATALUNYA	323,0
8	C.N.GIMN. VALLADOLID	297,0
9	E.M. EL OLIVAR	283,0
10	A.D. SARABRIS	271,5
11	CN.MARLINS MORATALAZ	265,5
12	C.N. CASTILLA-BURGOS	245,0
13	C.N. SANT ANDREU	243,0
14	C.N. HOSPITALET	242,0
15	STADIUM VENECIA	239,0
16	C.N. GALAICO	238,0
17	C.N. TERRASSA	237,5
18	C.E. MEDITERRANI	236,0
19	C.N. ELCHE	227,0
20	C.N. CIUDAD REAL	212,5
21	C.N. CIUDAD ALTA	208,0
22	CN.PALMA DE MALLORCA	206,0
23	C.N.CIUDAD DE OVIEDO	200,0
24	C.N. MATARO	162,0



VI COPA DE ESPAÑA CLUBES INFANTIL, 27 Y 28 DE MARZO DE 2004

VALLADOLID

Datos técnicos: Piscina de 25 m., Cronometraje Electrónico

INFANTIL

Rank.	Club	Pts.
1	C.N. SABADELL	463,0
2	C.N. CATALUNYA	380,0
3	C.N. SANTA OLAYA	348,5
4	C.N. SANT ANDREU	340,0
5	C.N. MATARO	322,0
6	C.N. LA SALLE-PALMA	318,0
7	C.N.CIUDAD DE OVIEDO	298,0
8	C.N. TERRASSA	295,0
9	C.N. CORUÑA	287,5
10	C.N.GIMN. VALLADOLID	280,0
11	C.D.U. GRANADA	279,0
12	C.N. GALAICO	270,0
13	E.M. EL OLIVAR	262,0
14	C.D. COVIBAR	242,5
15	C.N. LAS PALMAS	240,5
16	C.N. VIC-ETB	239,0
17	C.E. MEDITERRANI	234,0
18	C.N. GRANOLLERS	225,0
19	C.N. HOSPITALET	221,0
20	P. SAN AGUSTIN	206,0
21	C.N. ELCHE	190,0
22	C.N. METROPOLE	188,0
23	C.N. BARCELONA	183,0
24	C.N. VOLTOR BALEAR	163,0



RESULTADOS

11 - 200 m. ESPALDA MASCULINO



VI COPA DE ESPAÑA CLUBES INFANTIL, 27 Y 28 DE MARZO DE 2004

VALLADOLID

Datos técnicos: Piscina de 25 m., Cronometraje Electrónico

18/12/2003

MMN.15	2:02.84	CABELLO FORNS ALAN	VALLADOLID	18/12/2003
MMN.16	1:59.36	WILDEBOER FABER ASCHWIN	SABADELL	19/12/2002

RK	Licencia	Nombre	Año	Club	50	100	150	200	Pts.	Resultado
1	045643144	RAMOS ALTET GUILLEM	1988	TARRASA	31.82	1:05.67	1:39.39	2:12.28	51,0	2:12.28
					31.82	33.85	33.72	32.89		
2	051944472	SALAS BENAVENTE FERNANDO	1988	MARLINS	30.91	1:04.72	1:39.19	2:12.84	48,0	2:12.84
					30.91	33.81	34.47	33.65		
3	070815390	JIMENEZ HERRAEZ ANTONIO	1988	SARABRI	31.57	1:05.70	1:40.44	2:15.11	46,0	2:15.11
					31.57	34.13	34.74	34.67		
4	074373014	VIVES GOMIS CARLOS	1988	CNELCHE	31.22	1:06.67	1:41.97	2:15.66	45,0	2:15.66
					31.22	35.45	35.30	33.69		
5	053555938	CARBAJAL CARBALLEIRA F.J.	1988	S.OLAYA	31.87	1:06.40	1:42.08	2:16.33	44,0	2:16.33
					31.87	34.53	35.68	34.25		
6	072984086	REQUENO SOLER CARLOS	1988	MOLIVAR	32.06	1:06.76	1:41.60	2:16.52	43,0	2:16.52
					32.06	34.70	34.84	34.92		
7	044021695	CACHO GARCIA LUIS	1988	CATALUN	33.08	1:07.79	1:43.02	2:17.54	42,0	2:17.54
					33.08	34.71	35.23	34.52		
8	046411542	PONS CRESPO ARNAU	1989	CATALUN	32.81	1:07.69	1:43.00	2:17.94	41,0	2:17.94
					32.81	34.88	35.31	34.94		
9	044984378	COSTA RUIZ RAUL	1988	SABADEL	32.39	1:07.17	1:42.68	2:18.31	40,0	2:18.31
					32.39	34.78	35.51	35.63		
10	071291666	RUIZ MINGUEZ DANIEL	1988	CASTILB	32.52	1:07.68	1:43.15	2:18.40	39,0	2:18.40
					32.52	35.16	35.47	35.25		
11	005693815	DEL CERRO MARTÍN-ONDARZA JAIME	1988	CIUREAL	33.20	1:08.14	1:43.61	2:18.72	38,0	2:18.72
					33.20	34.94	35.47	35.11		
12	047181358	MARTINEZ OTERO RUBEN	1989	SABADEL	32.83	1:08.38	1:44.07	2:18.91	37,0	2:18.91
					32.83	35.55	35.69	34.84		
13	035575932	PORTELA ÁLVAREZ IAGO	1988	GALAICO	32.84	1:07.82	1:44.61	2:19.09	36,0	2:19.09
					32.84	34.98	36.79	34.48		
14	050885651	JIMENEZ MARTIN ADRIAN	1988	CANOENC	32.12	1:07.22	1:43.92	2:19.41	35,0	2:19.41
					32.12	35.10	36.70	35.49		
15	044730351	CURBELO BURGOS RUBEN	1988	METPOLE	33.07	1:08.46	1:44.16	2:19.95	34,0	2:19.95
					33.07	35.39	35.70	35.79		
16	071150623	SUAREZ CANELO CARLOS	1988	GIMVALL	32.24	1:07.58	1:44.61	2:20.23	33,0	2:20.23
					32.24	35.34	37.03	35.62		
17	043155217	BESALDUCH LÓPEZ RAUL	1989	CNPALMA	33.31	1:08.90	1:45.51	2:21.03	32,0	2:21.03
					33.31	35.59	36.61	35.52		
18	050982648	RODRIGUEZ GONZALEZ JOSE	1988	CANOENC	32.61	1:08.30	1:44.61	2:21.30	31,0	2:21.30
					32.61	35.69	36.31	36.69		
19	045493347	PASCUAL MERINO ALEIX	1988	TARRASA	34.38	1:10.29	1:46.72	2:21.77	30,0	2:21.77
					34.38	35.91	36.43	35.05		
20	076971346	ALEGRE BAILO SERGIO	1988	STVENEC	33.12	1:09.26	1:46.09	2:22.02	29,0	2:22.02
					33.12	36.14	36.83	35.93		
21	044727237	BERNARD BERNARD DAVID	1989	METPOLE	32.23	1:08.46	1:45.98	2:22.53	28,0	2:22.53
					32.23	36.23	37.52	36.55		
22	045771683	JORGE CRUZ MIGUEL ANGEL	1988	CIUALTA	32.58	1:08.27	1:45.76	2:23.71	27,0	2:23.71
					32.58	35.69	37.49	37.95		
23	012415092	PEREZ CAMPOS CARLOS	1988	GIMVALL	33.63	1:10.62	1:48.72	2:23.79	26,0	2:23.79
					33.63	36.99	38.10	35.07		
24	046462659	GARCIA RODENAS CARLES	1988	HOSPITA	33.70	1:10.06	1:47.52	2:23.80	24,5	2:23.80
					33.70	36.36	37.46	36.28		

RT: RETIRADO DES: DESCALIFICADO MMN: M.M. Nac. (Para Edades)  
 NP: NO PRESENTADO BAJ: BAJA RE: Record Pais

MSL SW.RESULTADOS\_PRUEBA.11-2 Información correcta a 18:15:07 27/03/2004

SPORTEC Sistemas de Información, MSL Software - www.msl.es



Junta de Castilla y León

Caja España







RESULTADOS

11 - 200 m. ESPALDA MASCULINO



VI COPA DE ESPAÑA CLUBES INFANTIL, 27 Y 28 DE MARZO DE 2004

VALLADOLID

Datos técnicos: Piscina de 25 m., Cronometraje Electrónico

18/12/2003

19/12/2002

MMN.15		2:02.84	CABELLO FORNS ALAN		VALLADOLID						18/12/2003			
MMN.16		1:59.36	WILDEBOER FABER ASCHWIN		SABADELL						19/12/2002			
RK	Licencia	Nombre	Año	Club							Pts.	Resultado		
24	072992662	AGUILAR GALLAN PABLO	1988	MOLIVAR	50	34.10	100	1:10.65	150	1:47.82	200	2:23.80	24,5	2:23.80
						34.10		36.55		37.17		35.98		
26	038838610	CORDOBA NAVARRO YERAI	1988	MATARO	50	33.45	100	1:09.43	150	1:46.34	200	2:23.81	23,0	2:23.81
						33.45		35.98		36.91		37.47		
27	045745818	NAVARRO MORALES VICENTE	1988	VALEGRE	50	32.73	100	1:09.97	150	1:48.32	200	2:25.50	22,0	2:25.50
						32.73		37.24		38.35		37.18		
28	053555331	GARCIA BALBUENA FABIO	1989	S.OLAYA	50	33.65	100	1:09.85	150	1:47.98	200	2:25.56	21,0	2:25.56
						33.65		36.20		38.13		37.58		
29	076971431	GOMEZ USON SERGIO	1989	STVENEK	50	34.25	100	1:12.01	150	1:49.36	200	2:26.08	20,0	2:26.08
						34.25		37.76		37.35		36.72		
30	020479130	BELLES BASTAN ALEJANDRO	1989	CAZAHAR	50	33.17	100	1:09.80	150	1:48.17	200	2:26.81	19,0	2:26.81
						33.17		36.63		38.37		38.64		
31	012340984	HERNANSANZ QUEVEDO JAIME	1989	SARABRI	50	35.21	100	1:12.61	150	1:50.41	200	2:26.90	18,0	2:26.90
						35.21		37.40		37.80		36.49		
32	020480569	VILARROIG HERRERA JOSE	1988	CAZAHAR	50	34.15	100	1:11.65	150	1:50.06	200	2:27.32	17,0	2:27.32
						34.15		37.50		38.41		37.26		
33	046973585	ESPEJO MUÑOZ GERARD	1988	MEDITER	50	34.47	100	1:11.88	150	1:50.50	200	2:29.84	16,0	2:29.84
						34.47		37.41		38.62		39.34		
34	071661781	PERALTA ALVAREZ JOSE L.	1988	NOVIEDO	50	34.82	100	1:12.79	150	1:51.54	200	2:29.95	15,0	2:29.95
						34.82		37.97		38.75		38.41		
35	030976840	GARIJO DE LA FUENTE ALVARO	1988	VALEGRE	50	35.82	100	1:13.78	150	1:52.24	200	2:30.17	14,0	2:30.17
						35.82		37.96		38.46		37.93		
36	043534437	GALINDO SANTANACH JORDI	1988	SANDREU	50	35.61	100	1:13.44	150	1:52.26	200	2:30.44	13,0	2:30.44
						35.61		37.83		38.82		38.18		
37	046973435	PAÑERO ALVAREZ CARLOS	1989	MEDITER	50	34.24	100	1:12.56	150	1:52.26	200	2:30.73	12,0	2:30.73
						34.24		38.32		39.70		38.47		
38	074372154	CANDELA DE LA TORRE ANDRES	1988	CNELCHE	50	34.45	100	1:12.76	150	1:53.09	200	2:31.41	11,0	2:31.41
						34.45		38.31		40.33		38.32		
39	043162159	JIMENEZ CORMENZANA HUGO	1989	CNPALMA	50	35.01	100	1:14.44	150	1:54.07	200	2:31.84	10,0	2:31.84
						35.01		39.43		39.63		37.77		
40	002642507	SANCHEZ DE SANTIAGO MARIO	1988	MARLINS	50	34.97	100	1:13.69	150	1:53.96	200	2:34.01	9,0	2:34.01
						34.97		38.72		40.27		40.05		
41	046462598	ORTEGA MARTINEZ CARLOS	1989	HOSPITA	50	35.43	100	1:13.74	150	1:53.92	200	2:34.30	8,0	2:34.30
						35.43		38.31		40.18		40.38		
42	077413501	GULÍAS PARGA MANUEL	1989	GALAICO	50	35.80	100	1:15.20	150	1:55.57	200	2:34.67	7,0	2:34.67
						35.80		39.40		40.37		39.10		
43	071660657	LOPEZ RODRIGUEZ DAVID J.	1988	NOVIEDO	50	34.35	100	1:13.46	150	1:55.02	200	2:35.43	6,0	2:35.43
						34.35		39.11		41.56		40.41		
44	099075418	GOMEZ PEREZ ALBERT	1988	MATARO	50	36.19	100	1:15.69	150	1:56.09	200	2:36.00	5,0	2:36.00
						36.19		39.50		40.40		39.91		
45	045761752	PEREZ RODRIGUEZ DORIAN	1989	CIUALTA	50	34.63	100	1:13.77	150	1:56.66	200	2:36.88	4,0	2:36.88
						34.63		39.14		42.89		40.22		
46	P00727055	VELASCO DE LA HOZ JESUS	1989	CASTILB	50	37.47	100	1:17.09	150	1:59.28	200	2:40.87	3,0	2:40.87
						37.47		39.62		42.19		41.59		
47	005708691	MONCADA ROLDAN MIGUEL	1989	CIUREAL	50	36.92	100	1:18.96	150	2:02.49	200	2:45.45	2,0	2:45.45
						36.92		42.04		43.53		42.96		

RT: RETIRADO DES: DESCALIFICADO MMN: M.M. Nac. (Para Edades)  
 NP: NO PRESENTADO BAJ: BAJA RE: Record Pais

MSL SW.RESULTADOS\_PRUEBA.11-2 Información correcta a 18:15:07 27/03/2004

SPORTREC Sistemas de Información, MSL Software - www.msl.es



Junta de Castilla y León

Caja España





RESULTADOS

12 - 200 m. ESPALDA FEMENINO



VI COPA DE ESPAÑA CLUBES INFANTIL, 27 Y 28 DE MARZO DE 2004

VALLADOLID

Datos técnicos: Piscina de 25 m., Cronometraje Electrónico

27/03/2004

MMN.13	2:22.83	GONZALEZ CRIVILLERS NEUS				OLOT				07/02/2004				
MMN.14	2:14.32	CABALLERO AYASSE MELISSA				SANTIAGO COMPOSTELA				16/12/1999				
RK	Licencia	Nombre	Año	Club					Pts.	Resultado				
1	070820943	SOTO MARFULL BLANCA	1990	GIMVALL	50	34.53	100	1:11.15	150	1:48.42	200	2:24.35	51,0	2:24.35
						34.53		36.62		37.27		35.93		
2	047179296	GALA GARCIA RAQUEL MARIA	1990	SABADEL	50	34.17	100	1:10.77	150	1:48.68	200	2:25.48	48,0	2:25.48
						34.17		36.60		37.91		36.80		
3	099071118	GONZALEZ CRIVILLERS NEUS	1991	VIC-ETB	50	34.70	100	1:11.47	150	1:49.36	200	2:25.49	46,0	2:25.49
						34.70		36.77		37.89		36.13		
4	047950304	COBO Tuset NADIA	1990	CATALUN	50	34.51	100	1:12.01	150	1:50.07	200	2:29.63	45,0	2:29.63
						34.51		37.50		38.06		39.56		
5	099071615	CRISTOBAL COPPULO GEMMA	1991	TARRASA	50	36.30	100	1:15.23	150	1:54.15	200	2:30.85	44,0	2:30.85
						36.30		38.93		38.92		36.70		
6	047914961	VIZCAINO BADIA BERTA	1990	CATALUN	50	36.67	100	1:14.69	150	1:53.94	200	2:30.98	43,0	2:30.98
						36.67		38.02		39.25		37.04		
7	076923104	BALAGUER CALVO ANDREA	1990	APSAGUS	50	35.46	100	1:13.57	150	1:52.52	200	2:31.07	41,5	2:31.07
						35.46		38.11		38.95		38.55		
7	076421309	SANCHEZ JEREZ CLARA	1990	UNIVGRA	50	35.34	100	1:13.84	150	1:53.31	200	2:31.07	41,5	2:31.07
						35.34		38.50		39.47		37.76		
9	043171296	QUETGLAS QUINTERO DAVINIA	1991	CVOLTOR	50	35.34	100	1:14.29	150	1:54.00	200	2:32.00	40,0	2:32.00
						35.34		38.95		39.71		38.00		
10	047724365	SAEZ QUINTANAL MARTA	1991	C.N.B.	50	35.32	100	1:14.06	150	1:53.61	200	2:32.26	39,0	2:32.26
						35.32		38.74		39.55		38.65		
11	053304409	CARBALLO REY LARA	1991	NCORUÑA	50	36.99	100	1:15.64	150	1:55.23	200	2:33.09	38,0	2:33.09
						36.99		38.65		39.59		37.86		
12	075901543	GALLEGOS RODRIGUEZ LAURA	1990	UNIVGRA	50	35.51	100	1:15.01	150	1:54.83	200	2:33.44	37,0	2:33.44
						35.51		39.50		39.82		38.61		
13	053531616	CALVO GARCIA LLARA	1991	S.OLAYA	50	36.76	100	1:15.58	150	1:55.15	200	2:34.15	36,0	2:34.15
						36.76		38.82		39.57		39.00		
14	053293473	ARENAS BEJAR CRISTINA	1991	SABADEL	50	36.31	100	1:14.52	150	1:54.83	200	2:35.08	35,0	2:35.08
						36.31		38.21		40.31		40.25		
15	043176830	LUCENA ROMERO LAURA	1990	SALLE-P	50	37.16	100	1:16.52	150	1:56.59	200	2:35.42	34,0	2:35.42
						37.16		39.36		40.07		38.83		
16	071666113	TRAPIELLO ALVAREZ EITA	1990	NOVIEDO	50	36.20	100	1:15.90	150	1:56.62	200	2:36.56	33,0	2:36.56
						36.20		39.70		40.72		39.94		
17	074371064	AGULLO GONZALVEZ ALBA	1990	CNELCHE	50	37.22	100	1:17.03	150	1:57.82	200	2:36.80	32,0	2:36.80
						37.22		39.81		40.79		38.98		
18	099072087	SERRAS ROBERT MARTA	1991	MATARO	50	37.20	100	1:16.85	150	1:56.93	200	2:37.14	31,0	2:37.14
						37.20		39.65		40.08		40.21		
19	044740086	GEBAUER CAMPOS MARIA	1991	METPOLE	50	36.29	100	1:15.62	150	1:56.00	200	2:37.16	30,0	2:37.16
						36.29		39.33		40.38		41.16		
20	043293536	FERNANDEZ TONOGAMI CRISTINA	1991	LPALMAS	50	37.11	100	1:18.11	150	1:58.70	200	2:37.80	29,0	2:37.80
						37.11		41.00		40.59		39.10		
21	099078679	SALVA CASTAÑE CLARA	1990	MATARO	50	37.11	100	1:17.33	150	1:57.56	200	2:37.87	28,0	2:37.87
						37.11		40.22		40.23		40.31		
22	025200556	GONZALEZ ESPRESATI DE PAU P.	1990	MOLIVAR	50	36.69	100	1:16.33	150	1:57.26	200	2:38.04	27,0	2:38.04
						36.69		39.64		40.93		40.78		
23	044736653	NALDA GONZALEZ MARIA	1990	METPOLE	50	36.48	100	1:16.42	150	1:57.55	200	2:38.12	26,0	2:38.12
						36.48		39.94		41.13		40.57		
24	053555892	GONZALEZ GARCIA MAYA	1990	S.OLAYA	50	38.46	100	1:18.59	150	1:59.20	200	2:38.24	25,0	2:38.24
						38.46		40.13		40.61		39.04		

RT: RETIRADO DES: DESCALIFICADO MMN: M.M. Nac. (Para Edades)  
 NP: NO PRESENTADO BAJ: BAJA RE: Record Pais

MSL SW.RESULTADOS\_PRUEBA.12-2 Información correcta a 18:16:57 27/03/2004

SPORTREC Sistemas de Información, MSL Software - www.msl.es



Junta de Castilla y León

Caja España





RESULTADOS

12 - 200 m. ESPALDA FEMENINO



VI COPA DE ESPAÑA CLUBES INFANTIL, 27 Y 28 DE MARZO DE 2004

VALLADOLID

Datos técnicos: Piscina de 25 m., Cronometraje Electrónico

27/03/2004

MMN.13		2:22.83	GONZALEZ CRIVILLERS NEUS		OLOT						07/02/2004			
MMN.14		2:14.32	CABALLERO AYASSE MELISSA		SANTIAGO COMPOSTELA						16/12/1999			
RK	Licencia	Nombre	Año	Club							Pts.	Resultado		
25	029134356	FERRER GAMERO ALBA	1991	APSAGUS	50	37.95	100	1:17.36	150	1:58.27	200	2:39.09	24,0	2:39.09
						37.95		39.41		40.91		40.82		
26	053336792	GOMEZ PEÑA EVA	1991	SANDREU	50	38.02	100	1:18.62	150	1:59.79	200	2:39.17	22,5	2:39.17
						38.02		40.60		41.17		39.38		
26	043557832	RODRIGUEZ DESCALZO IRIS	1991	SANDREU	50	37.65	100	1:18.06	150	1:59.86	200	2:39.17	22,5	2:39.17
						37.65		40.41		41.80		39.31		
28	071665544	AMANTEGUI PHUMIPHA JUNKAL A.	1991	NOVIEDO	50	37.22	100	1:18.59	150	2:00.89	200	2:41.07	21,0	2:41.07
						37.22		41.37		42.30		40.18		
29	047385032	VARELA CAAMAÑO LAURA	1990	NCORUÑA	50	37.99	100	1:19.24	150	2:00.95	200	2:41.63	20,0	2:41.63
						37.99		41.25		41.71		40.68		
30	099071225	JIMENEZ MAMANI ANABEL	1990	HOSPITA	50	37.55	100	1:18.08	150	2:00.08	200	2:41.69	19,0	2:41.69
						37.55		40.53		42.00		41.61		
31	074371576	CARRASCO GUILLEM PATRICIA	1990	CNELCHE	50	37.77	100	1:18.60	150	2:00.79	200	2:42.25	18,0	2:42.25
						37.77		40.83		42.19		41.46		
32	047846764	FARRES FONT LAURA	1991	VIC-ETB	50	37.39	100	1:17.97	150	2:00.68	200	2:42.38	17,0	2:42.38
						37.39		40.58		42.71		41.70		
33	012417518	ESPINOSA MONTEROS ALVARE R.	1990	GIMVALL	50	37.50	100	1:18.85	150	2:01.50	200	2:42.46	16,0	2:42.46
						37.50		41.35		42.65		40.96		
34	046990791	BENITEZ GRACIA LAURA	1991	MEDITER	50	38.72	100	1:20.79	150	2:02.10	200	2:43.08	15,0	2:43.08
						38.72		42.07		41.31		40.98		
35	043197968	MARTI CRESPI INES	1991	SALLE-P	50	38.43	100	1:19.78	150	2:01.88	200	2:43.40	14,0	2:43.40
						38.43		41.35		42.10		41.52		
36	051999060	MENA SECILIA EVA	1991	COVIBAR	50	38.48	100	1:19.78	150	2:01.72	200	2:43.97	13,0	2:43.97
						38.48		41.30		41.94		42.25		
37	046996014	BERNAL SANTATERESA SILVIA	1991	MEDITER	50	40.61	100	1:23.05	150	2:05.41	200	2:46.99	12,0	2:46.99
						40.61		42.44		42.36		41.58		
38	047701715	RABASSA BLANCO NURIA	1990	GRANOLL	50	38.70	100	1:20.82	150	2:04.13	200	2:47.41	11,0	2:47.41
						38.70		42.12		43.31		43.28		
39	050895366	NUÑEZ SORIANO CARLA	1991	COVIBAR	50	39.33	100	1:21.65	150	2:05.17	200	2:47.72	10,0	2:47.72
						39.33		42.32		43.52		42.55		
40	044735808	GARCIA JIMENEZ NEREA	1991	LPALMAS	50	39.91	100	1:22.10	150	2:05.45	200	2:47.77	9,0	2:47.77
						39.91		42.19		43.35		42.32		
41	991115614	GONZALEZ DOMINGUEZ SANDRA	1991	GALAICO	50	41.32	100	1:25.25	150	2:08.71	200	2:49.49	8,0	2:49.49
						41.32		43.93		43.46		40.78		
42	047920095	SAEZ NUÑEZ ARIADNA	1991	GRANOLL	50	39.50	100	1:22.45	150	2:06.21	200	2:49.88	7,0	2:49.88
						39.50		42.95		43.76		43.67		
43	P00069002	LUQUE ABELAN CARLA	1991	HOSPITA	50	39.28	100	1:21.54	150	2:06.02	200	2:49.91	6,0	2:49.91
						39.28		42.26		44.48		43.89		
44	078877141	PASCUAL GIL ALBA	1990	MOLIVAR	50	41.27	100	1:27.27	150	2:14.95	200	3:00.35	5,0	3:00.35
						41.27		46.00		47.68		45.40		
45	043156930	ESCOBAR CASADO MARTA	1990	CVOLTOR	50	46.95	100	1:35.11	150	2:23.77	200	3:12.38	4,0	3:12.38
						46.95		48.16		48.66		48.61		
	077402783	GARCIA ACUÑA ANDREA	1990	GALAICO									0,0	DES
	099071619	MORENO LOPEZ JESSICA	1991	TARRASA									0,0	BAJ
	046364193	DEL RIO BARO HELENA	1991	C.N.B.									0,0	BAJ

RT: RETIRADO DES: DESCALIFICADO MMN: M.M. Nac. (Para Edades)  
 NP: NO PRESENTADO BAJ: BAJA RE: Record Pais

MSL SW.RESULTADOS\_PRUEBA.12-2 Información correcta a 18:16:57 27/03/2004

SPORTREC Sistemas de Información, MSL Software - www.msl.es



Junta de Castilla y León

Caja España





RESULTADOS

13 - 100 m. ESTILOS MASCULINO



VI COPA DE ESPAÑA CLUBES INFANTIL, 27 Y 28 DE MARZO DE 2004

VALLADOLID

Datos técnicos: Piscina de 25 m., Cronometraje Electrónico

27/03/2004

MMN.15	1:00.10	CABELLO FORNS ALAN	SABADELL	06/12/2003
MMN.16	58.30	ABASCAL GALLEGOS JOAQUIN	SABADELL	22/12/2002

RK	Licencia	Nombre	Año	Club			Pts.	Resultado
1	071266747	ALONSO DE SANTOCILDES NEB S.	1988	CASTILB	50	27.79   1:00.59 27.79   32.80	51,0	1:00.59
2	044992918	DE CLARES RIVERO RAFAEL	1988	SABADEL	50	29.32   1:02.50 29.32   33.18	48,0	1:02.50
3	052892676	JIMENEZ BENEYTO DIEGO	1988	CANOENC	50	29.49   1:02.94 29.49   33.45	46,0	1:02.94
4	044084748	VILLAVERDE PARADA YAGO	1989	GALAICO	50	29.28   1:03.38 29.28   34.10	45,0	1:03.38
5	071766944	FERNANDEZ FERNANDEZ JOSE M.	1988	NOVIEDO	50	30.48   1:04.00 30.48   33.52	44,0	1:04.00
6	020470679	MONDRAGON PERIS ALEJANDRO	1988	CAZAHAR	50	29.89   1:04.28 29.89   34.39	43,0	1:04.28
7	025198768	SORO ARROYO MARIO	1989	MOLIVAR	50	30.72   1:04.31 30.72   33.59	42,0	1:04.31
8	052893792	GARCIA ZALOÑA ALEJANDRO	1988	CANOENC	50	30.14   1:04.81 30.14   34.67	41,0	1:04.81
9	053553200	SAN MILLAN ALVAREZ DAVID	1988	S.OLAYA	50	30.71   1:04.84 30.71   34.13	40,0	1:04.84
10	012339329	ALONSO TELLEZ JOSE ANTONIO	1988	SARABRI	50	29.81   1:05.00 29.81   35.19	39,0	1:05.00
11	046411536	PITARCH PORRAS MARC	1989	CATALUN	50	30.90   1:05.82 30.90   34.92	38,0	1:05.82
12	047154647	GONZALEZ OLMO ALEJANDRO	1989	SABADEL	50	31.15   1:06.25 31.15   35.10	37,0	1:06.25
13	045497788	UROZ MUÑOZ VICTOR	1989	TARRASA	50	30.50   1:06.62 30.50   36.12	36,0	1:06.62
14	071140483	GARCIA MARTINEZ JORGE A.	1988	GIMVALL	50	31.15   1:06.70 31.15   35.55	35,0	1:06.70
15	046746285	PASQUES VILLALBA MARC	1988	MEDITER	50	31.70   1:06.94 31.70   35.24	34,0	1:06.94
16	076971577	CALAIZA PERIBÁÑEZ RUBEN	1988	STVENEC	50	31.34   1:07.04 31.34   35.70	33,0	1:07.04
17	053553445	VALDES VALDAZO RAFAEL	1989	S.OLAYA	50	31.75   1:07.12 31.75   35.37	32,0	1:07.12
18	005698519	MONTEAGUDO ESPINOSA HECTOR	1989	CIUREAL	50	31.58   1:07.17 31.58   35.59	31,0	1:07.17
19	047645418	SOTO BOTEY NELSON	1988	CATALUN	50	31.51   1:07.32 31.51   35.81	30,0	1:07.32
20	038880613	SADURNI FIGUERES MARC	1988	MATARO	50	31.86   1:07.43 31.86   35.57	29,0	1:07.43
21	020485040	PERIS SIMO JAVIER	1988	CAZAHAR	50	33.01   1:07.78 33.01   34.77	28,0	1:07.78
22	044739155	QUINTANA SERRANO FRANCISCO J.	1989	METPOLE	50	31.55   1:07.89 31.55   36.34	27,0	1:07.89
23	074241001	VAZQUEZ MUÑOZ JUAN MANUEL	1988	CNELCHE	50	31.96   1:08.04 31.96   36.08	26,0	1:08.04
24	099072850	ESPEJO GOMEZ ESTEBAN	1988	HOSPITA	50	32.25   1:08.08 32.25   35.83	25,0	1:08.08
25	046975489	MARTINEZ JURADO RUBEN	1988	HOSPITA	50	30.92   1:08.18 30.92   37.26	24,0	1:08.18

RT: RETIRADO DES: DESCALIFICADO MMN: M.M. Nac. (Para Edades)  
 NP: NO PRESENTADO BAJ: BAJA RE: Record Pais

MSL SW.RESULTADOS\_PRUEBA.13-1 Información correcta a 18:17:29 27/03/2004

SPORTEC Sistemas de Información, MSL Software - www.msl.es



Junta de Castilla y León

Caja España





RESULTADOS

13 - 100 m. ESTILOS MASCULINO



VI COPA DE ESPAÑA CLUBES INFANTIL, 27 Y 28 DE MARZO DE 2004

VALLADOLID

Datos técnicos: Piscina de 25 m., Cronometraje Electrónico

27/03/2004

MMN.15	1:00.10	CABELLO FORNS ALAN	SABADELL	06/12/2003		
MMN.16	58.30	ABASCAL GALLEGOS JOAQUIN	SABADELL	22/12/2002		
RK	Licencia	Nombre	Año	Club	Pts.	Resultado
26	034690286	MACIUNIAK BARTL IVAN	1989	CIUALTA	50 30.52 100 1:08.46 30.52 37.94	23,0 1:08.46
27	029129185	SANCHEZ MONTERDE GABRIEL	1989	STVENEK	50 32.90 100 1:08.51 32.90 35.61	22,0 1:08.51
28	043171328	REBASSA GIMENEZ JOAN	1988	CNPALMA	50 31.53 100 1:08.59 31.53 37.06	21,0 1:08.59
29	074371949	TRIVES MARTINEZ MANUEL	1988	CNELCHE	50 33.09 100 1:08.83 33.09 35.74	20,0 1:08.83
30	043557753	PERALTA SABATE MARC	1988	SANDREU	50 31.85 100 1:09.11 31.85 37.26	19,0 1:09.11
31	076922055	HORCAS HERRERA ALEJANDRO	1989	MOLIVAR	50 32.18 100 1:09.72 32.18 37.54	18,0 1:09.72
32	053174028	SEOANE LIBERATA ARTURO	1989	GALAICO	50 32.80 100 1:09.98 32.80 37.18	17,0 1:09.98
33	045771064	SANTOS DEL RIO ADAY	1988	CIUALTA	50 33.17 100 1:10.15 33.17 36.98	16,0 1:10.15
34	005705409	ALBI MURO CARLOS	1989	CIUREAL	50 32.27 100 1:10.33 32.27 38.06	15,0 1:10.33
35	050892473	PARRA RODRIGUEZ DAVID	1989	MARLINS	50 32.95 100 1:10.37 32.95 37.42	14,0 1:10.37
36	071292903	DEL VAL OLALLA RODRIGO	1989	CASTILB	50 36.18 100 1:10.76 36.18 34.58	13,0 1:10.76
37	038877736	VALLS SEBASTIAN ALBERT	1988	MATARO	50 33.91 100 1:10.90 33.91 36.99	12,0 1:10.90
38	043158254	PICHS PIATOV PAVEL	1989	CNPALMA	50 33.19 100 1:11.02 33.19 37.83	11,0 1:11.02
39	044745604	MARTINEZ PELLON ALEJANDRO	1989	METPOLE	50 32.71 100 1:11.03 32.71 38.32	10,0 1:11.03
40	011849822	LOPEZ-PLAZA PALOMO DANIEL	1988	MARLINS	50 35.65 100 1:11.94 35.65 36.29	9,0 1:11.94
41	071664974	GARCIA SUAREZ JOSE A.	1989	NOVIEDO	50 35.19 100 1:12.05 35.19 36.86	8,0 1:12.05
42	044917021	SANCHEZ MARTIN ALEJANDRO	1989	SARABRI	50 35.15 100 1:12.41 35.15 37.26	7,0 1:12.41
43	046973435	PAÑERO ALVAREZ CARLOS	1989	MEDITER	50 32.80 100 1:13.10 32.80 40.30	6,0 1:13.10
44	030998349	MARTINEZ CASTILLA JESUS	1989	VALEGRE	50 35.51 100 1:15.02 35.51 39.51	5,0 1:15.02
	071156725	BLANCO ASENSIO MAXIMO	1989	GIMVALL		0,0 DES
	030993787	GOMEZ BELMONTE JAVIER	1988	VALEGRE		0,0 NP

RT: RETIRADO DES: DESCALIFICADO MMN: M.M. Nac. (Para Edades)  
 NP: NO PRESENTADO BAJ: BAJA RE: Record Pais

MSL SW.RESULTADOS\_PRUEBA.13-1 Información correcta a 18:17:29 27/03/2004

MSL SPORTEC Sistemas de Información, MSL Software - www.msl.es



Junta de Castilla y León

Caja España





## VI COPA DE ESPAÑA CLUBES INFANTIL, 27 Y 28 DE MARZO DE 2004

VALLADOLID

Datos técnicos: Piscina de 25 m., Cronometraje Electrónico

27/03/2004

RK	Licencia	Nombre	Año	Club	50	100	Pts.	Resultado
1	036580734	ESTELLER SOTES IRIA	1990	C.N.B.	32.72	1:09.57	51,0	1:09.57
					32.72	36.85		
2	047790997	NOVELLAS COMA JUDIT	1990	VIC-ETB	33.46	1:10.03	48,0	1:10.03
					33.46	36.57		
3	P00062135	MEDINA RIEDER CRISTINA	1990	CATALUN	34.51	1:12.37	46,0	1:12.37
					34.51	37.86		
4	043169615	MARQUES LOCKITT CAROLINA	1990	CVOLTOR	34.80	1:12.52	45,0	1:12.52
					34.80	37.72		
5	077403845	CRESPO GONZALEZ MIRIAM	1990	GALAICO	35.33	1:12.98	44,0	1:12.98
					35.33	37.65		
6	099070860	SAINZ AIZPURUA ANE	1990	MATARO	35.12	1:13.00	43,0	1:13.00
					35.12	37.88		
7	043559001	MAYOL ANDURELL MARTA	1991	SABADEL	34.67	1:13.10	42,0	1:13.10
					34.67	38.43		
8	075484868	GARCIA VALVERDE MARTA	1991	UNIVGRA	35.45	1:13.76	41,0	1:13.76
					35.45	38.31		
9	047801679	VALENTIN VICENTE ARANTXA	1990	SABADEL	34.85	1:13.85	40,0	1:13.85
					34.85	39.00		
10	053557331	COLINO VILLAZON CORAL	1991	S.OLAYA	34.74	1:14.06	39,0	1:14.06
					34.74	39.32		
11	043172152	GAMEZ HORNOS ELENA	1991	SALLE-P	36.15	1:14.17	38,0	1:14.17
					36.15	38.02		
12	071894784	BUENO MEANA PATRICIA	1990	S.OLAYA	34.83	1:14.90	37,0	1:14.90
					34.83	40.07		
13	099076110	ALVAREZ JURADO JESSICA	1990	TARRASA	36.00	1:15.17	36,0	1:15.17
					36.00	39.17		
14	043565679	PEREZ ARAU SONIA	1991	SANDREU	35.62	1:15.32	35,0	1:15.32
					35.62	39.70		
15	053301547	CIDRAS ANGEL IRIA	1990	NCORUÑA	36.98	1:15.41	34,0	1:15.41
					36.98	38.43		
16	043552437	MARTINEZ DE DIEGO PATRICIA	1990	SANDREU	37.30	1:15.55	33,0	1:15.55
					37.30	38.25		
17	047924254	RIBERA LLEONART ANDREA	1991	CATALUN	34.89	1:16.02	32,0	1:16.02
					34.89	41.13		
18	047385077	BARJA MARTINEZ SARA	1990	NCORUÑA	36.46	1:16.33	31,0	1:16.33
					36.46	39.87		
19	050984416	SANTOS MOLINERO CAROLINA	1990	COVIBAR	35.84	1:16.37	30,0	1:16.37
					35.84	40.53		
20	071154597	HIDALHO LARIZ LETICIA	1990	GIMVALL	36.29	1:16.82	29,0	1:16.82
					36.29	40.53		
21	074371664	ALONSO RIVERA MARIA ANGELES	1990	CNELCHE	35.94	1:16.84	28,0	1:16.84
					35.94	40.90		
22	046977446	LLORCA ROY DIANA	1991	MEDITER	36.04	1:16.88	27,0	1:16.88
					36.04	40.84		
23	038877338	ILLA FONT IRENE	1990	MATARO	36.26	1:17.01	26,0	1:17.01
					36.26	40.75		
24	047876705	VERGES BUESO MARTA	1990	GRANOLL	36.86	1:17.03	25,0	1:17.03
					36.86	40.17		
25	073002449	DOBON RICARTE VEGA	1991	MOLIVAR	37.18	1:17.37	24,0	1:17.37
					37.18	40.19		
26	032888499	MURCIA RODRIGUEZ ALBA	1990	NOVIEDO	36.16	1:17.40	23,0	1:17.40
					36.16	41.24		

RT: RETIRADO  
NP: NO PRESENTADODES: DESCALIFICADO  
BAJ: BAJAMMN: M.M. Nac. (Para Edades)  
RE: Record Pais

SW.RESULTADOS\_PRUEBA.14-1 Información correcta a 18:17:58 27/03/2004

1 / 2

SPORTEC Sistemas de Información, MSL Software - www.msl.es

Junta de  
Castilla y León

Caja España





## VI COPA DE ESPAÑA CLUBES INFANTIL, 27 Y 28 DE MARZO DE 2004

VALLADOLID

Datos técnicos: Piscina de 25 m., Cronometraje Electrónico

27/03/2004

RK	Licencia	Nombre	Año	Club			Pts.	Resultado		
27	071662032	FONSECA VILLA SUSANA	1990	NOVIEDO	50	36.74 36.74	100	1:17.49 40.75	22,0	1:17.49
28	046451504	AYALA BURGOS SHEILA	1990	HOSPITA	50	37.00 37.00	100	1:17.54 40.54	21,0	1:17.54
29	043184301	FORTEZA PIERAS Mª DEL CARMEN	1990	SALLE-P	50	38.24 38.24	100	1:18.21 39.97	20,0	1:18.21
30	074370890	ESPADAS MACIA LAURA	1990	CNELCHE	50	37.02 37.02	100	1:18.39 41.37	19,0	1:18.39
31	044087453	ROMERO GARCIA IRIA	1990	METPOLE	50	38.38 38.38	100	1:18.48 40.10	18,0	1:18.48
32	045774752	ORTEGA PEREZ NEITH	1990	LPALMAS	50	36.77 36.77	100	1:18.69 41.92	17,0	1:18.69
33	047790136	ABARCA CIRERA ELISENDA	1990	VIC-ETB	50	37.79 37.79	100	1:18.71 40.92	16,0	1:18.71
34	044731621	SANTANA SUAREZ NATALIA	1991	METPOLE	50	37.09 37.09	100	1:18.76 41.67	15,0	1:18.76
35	075486222	SERVILLERA TORRES MIRIAM	1990	UNIVGRA	50	37.76 37.76	100	1:18.85 41.09	14,0	1:18.85
36	045766254	RODRIGUEZ TEJERA DELIOMA	1990	LPALMAS	50	37.56 37.56	100	1:18.96 41.40	13,0	1:18.96
37	051999060	MENA SECILIA EVA	1991	COVIBAR	50	36.84 36.84	100	1:19.07 42.23	12,0	1:19.07
38	046996211	GONZALEZ RECASENS AIDA	1991	MEDITER	50	37.81 37.81	100	1:19.50 41.69	11,0	1:19.50
39	071169836	DIEZ FERNANDEZ MARTA	1991	GIMVALL	50	36.88 36.88	100	1:19.66 42.78	10,0	1:19.66
40	053611088	ARIAS GARCIA UXIA	1991	GALAICO	50	36.60 36.60	100	1:20.07 43.47	9,0	1:20.07
41	046452614	MERA RODRIGUEZ LORENA	1990	HOSPITA	50	37.46 37.46	100	1:20.67 43.21	8,0	1:20.67
42	014268705	RIBAS OLIVA SILVIA	1990	C.N.B.	50	38.55 38.55	100	1:21.32 42.77	7,0	1:21.32
43	029132409	AZNAR GALVE LORENA	1991	APSAGUS	50	39.82 39.82	100	1:21.42 41.60	6,0	1:21.42
44	076971670	CALZON MAJARENA AINHOA	1990	APSAGUS	50	38.81 38.81	100	1:21.49 42.68	5,0	1:21.49
45	099070836	LIETO MARTIN ISABEL	1991	TARRASA	50	39.11 39.11	100	1:21.86 42.75	4,0	1:21.86
46	076922056	HORCAS HERRERA MARIA	1991	MOLIVAR	50	39.30 39.30	100	1:21.98 42.68	3,0	1:21.98
47	047815502	DOMINGUEZ MARTIN JULIA	1991	GRANOLL	50	39.34 39.34	100	1:23.10 43.76	2,0	1:23.10
48	043184295	ARENAS PUIG ALEJANDRA	1991	CVOLTOR	50	45.85 45.85	100	1:33.40 47.55	1,0	1:33.40

RT: RETIRADO  
NP: NO PRESENTADODES: DESCALIFICADO  
BAJ: BAJAMMN: M.M. Nac. (Para Edades)  
RE: Record Pais

SW.RESULTADOS\_PRUEBA.14-1 Información correcta a 18:17:58 27/03/2004

2 / 2

Sistemas de Información, MSL Software - www.msl.es

Junta de  
Castilla y León

Caja España



**RESULTADOS****15 - 1500 m. LIBRE MASCULINO****VI COPA DE ESPAÑA CLUBES INFANTIL, 27 Y 28 DE MARZO DE 2004****VALLADOLID**

Datos técnicos: Piscina de 25 m., Cronometraje Electrónico

**27/03/2004**

<b>MMN.15</b>	<b>15:51.06</b>	<b>SANZ DAVID</b>	<b>PARIS</b>	<b>01/12/1990</b>
<b>MMN.16</b>	<b>15:36.56</b>	<b>PAYERAS BIAINA MIGUEL</b>	<b>PALMA DE MALLORCA</b>	<b>02/05/2003</b>

RK	Licencia	Nombre	Año	Club	Pts.	Resultado					
1	038861647	<b>CABELLO FORNS ALAN</b>	1988	SANDREU	51,0						
						16:08.27					
50	29.55	1:00.96	1:32.46	2:04.35	2:36.40	3:08.41	3:40.34	4:12.65	4:44.71	5:16.83	
	29.55	31.41	31.50	31.89	32.05	32.01	31.93	32.31	32.06	32.12	
550	5:49.05	6:21.40	6:53.64	7:25.96	7:58.17	8:30.63	9:03.18	9:35.89	10:08.56	10:41.08	
	32.22	32.35	32.24	32.32	32.21	32.46	32.55	32.71	32.67	32.52	
1050	11:13.48	11:46.24	12:18.92	12:51.61	13:24.41	13:57.23	14:30.18	15:03.08	15:36.20	16:08.27	
	32.40	32.76	32.68	32.69	32.80	32.82	32.95	32.90	33.12	32.07	
2	043169796	<b>RODRIGUEZ PULIDO JUAN LUIS</b>	1989	CNPALMA	48,0						
											16:17.12
50	30.10	1:03.02	1:35.45	2:08.32	2:41.11	3:13.63	3:46.13	4:18.92	4:51.50	5:24.03	
	30.10	32.92	32.43	32.87	32.79	32.52	32.50	32.79	32.58	32.53	
550	5:56.53	6:29.42	7:01.98	7:34.66	8:07.62	8:40.30	9:13.06	9:45.87	10:18.57	10:51.47	
	32.50	32.89	32.56	32.68	32.96	32.68	32.76	32.81	32.70	32.90	
1050	11:24.33	11:57.11	12:29.66	13:02.32	13:34.83	14:07.91	14:40.78	15:13.71	15:46.19	16:17.12	
	32.86	32.78	32.55	32.66	32.51	33.08	32.87	32.93	32.48	30.93	
3	045640214	<b>MUÑOZ ILLANA VICTOR</b>	1988	TARRASA	46,0						
											16:49.24
50	30.31	1:03.45	1:36.98	2:10.48	2:44.23	3:17.94	3:51.95	4:25.83	5:00.03	5:34.43	
	30.31	33.14	33.53	33.50	33.75	33.71	34.01	33.88	34.20	34.40	
550	6:08.70	6:42.61	7:15.87	7:49.56	8:23.72	8:57.51	9:31.48	10:05.25	10:39.00	11:13.27	
	34.27	33.91	33.26	33.69	34.16	33.79	33.97	33.77	33.75	34.27	
1050	11:47.35	12:21.68	12:55.81	13:29.74	14:03.28	14:37.40	15:10.42	15:44.02	16:17.60	16:49.24	
	34.08	34.33	34.13	33.93	33.54	34.12	33.02	33.60	33.58	31.64	
4	043445160	<b>MARTINEZ GARCIA FERRAN</b>	1988	CATALUN	45,0						
											16:57.98
50	29.72	1:02.15	1:34.84	2:07.79	2:40.93	3:14.60	3:48.27	4:22.13	4:56.12	5:30.62	
	29.72	32.43	32.69	32.95	33.14	33.67	33.67	33.86	33.99	34.50	
550	6:05.02	6:39.45	7:13.96	7:48.06	8:22.40	8:57.18	9:31.74	10:06.62	10:41.30	11:16.03	
	34.40	34.43	34.51	34.10	34.34	34.78	34.56	34.88	34.68	34.73	
1050	11:50.61	12:24.94	12:59.36	13:33.60	14:08.14	14:42.34	15:16.32	15:50.53	16:24.63	16:57.98	
	34.58	34.33	34.42	34.24	34.54	34.20	33.98	34.21	34.10	33.35	
5	071128852	<b>VICO ABAD JOSE</b>	1988	GIMVALL	44,0						
											17:01.50
50	30.95	1:04.39	1:38.87	2:13.25	2:47.79	3:22.55	3:57.03	4:31.66	5:06.24	5:40.42	
	30.95	33.44	34.48	34.38	34.54	34.76	34.48	34.63	34.58	34.18	
550	6:14.63	6:49.15	7:23.31	7:57.41	8:31.28	9:05.19	9:38.97	10:12.74	10:46.58	11:20.55	
	34.21	34.52	34.16	34.10	33.87	33.91	33.78	33.77	33.84	33.97	
1050	11:54.88	12:29.24	13:03.40	13:37.46	14:11.59	14:45.86	15:20.08	15:54.36	16:28.39	17:01.50	
	34.33	34.36	34.16	34.06	34.13	34.27	34.22	34.28	34.03	33.11	
6	044718697	<b>BLANCO MACHADO JOSE Mº</b>	1988	METPOLE	43,0						
											17:03.00
50	30.17	1:03.34	1:36.75	2:10.28	2:44.05	3:17.91	3:51.97	4:25.86	4:59.90	5:34.41	
	30.17	33.17	33.41	33.53	33.77	33.86	34.06	33.89	34.04	34.51	
550	6:08.93	6:43.35	7:17.05	7:51.22	8:25.70	9:00.19	9:34.97	10:09.95	10:44.95	11:19.78	
	34.52	34.42	33.70	34.17	34.48	34.49	34.78	34.98	35.00	34.83	
1050	11:54.01	12:28.81	13:03.25	13:38.06	14:12.88	14:47.04	15:21.51	15:56.11	16:30.66	17:03.00	
	34.23	34.80	34.44	34.81	34.82	34.16	34.47	34.60	34.55	32.34	
7	053527496	<b>QUINTANA MUÑOZ DIEGO</b>	1988	S.OLAYA	42,0						
											17:06.36
50	29.51	1:02.37	1:35.64	2:09.46	2:43.51	3:17.46	3:51.41	4:25.62	5:00.29	5:34.85	
	29.51	32.86	33.27	33.82	34.05	33.95	33.95	34.21	34.67	34.56	
550	6:09.07	6:43.58	7:18.21	7:52.67	8:27.26	9:02.10	9:36.28	10:10.86	10:45.59	11:20.25	
	34.22	34.51	34.63	34.46	34.59	34.84	34.18	34.58	34.73	34.66	
1050	11:54.88	12:29.77	13:04.44	13:39.50	14:14.33	14:49.42	15:24.37	15:58.91	16:33.47	17:06.36	
	34.63	34.89	34.67	35.06	34.83	35.09	34.95	34.54	34.56	32.89	

RT: RETIRADO      DES: DESCALIFICADO      MMN: M.M. Nac. (Para Edades)  
 NP: NO PRESENTADO      BAJ: BAJA      RE: Record Pais

MSL SW.RESULTADOS\_PRUEBA.15-1 Información correcta a 20:09:09 27/03/2004

1 / 7

SPORTEC Sistemas de Información, MSL Software - www.msl.es



Junta de Castilla y León

Caja España







**RESULTADOS**

**15 - 1500 m. LIBRE MASCULINO**



**VI COPA DE ESPAÑA CLUBES INFANTIL, 27 Y 28 DE MARZO DE 2004**

**VALLADOLID**

Datos técnicos: Piscina de 25 m., Cronometraje Electrónico

**27/03/2004**

<b>MMN.15</b>	<b>15:51.06</b>	<b>SANZ DAVID</b>	<b>PARIS</b>	<b>01/12/1990</b>
<b>MMN.16</b>	<b>15:36.56</b>	<b>PAYERAS BIAINA MIGUEL</b>	<b>PALMA DE MALLORCA</b>	<b>02/05/2003</b>

RK	Licencia	Nombre		Año	Club	Pts.	Resultado
<b>8</b>	072994268	<b>GARCIA BAJO MIGUEL</b>		1988	MOLIVAR	<b>41,0</b>	
50	30.54 30.54	100	1:03.42 32.88	150	1:36.79 33.37	200	2:10.57 33.78
250	2:44.61 34.04	300	3:18.59 33.98	350	3:52.61 34.02	400	4:26.96 34.35
450	5:01.27 34.31	500	5:35.74 34.47	550	6:10.65 34.91	600	6:45.05 34.40
650	7:19.79 34.74	700	7:54.28 34.49	750	8:29.06 34.78	800	9:03.83 34.77
850	9:38.87 35.04	900	10:13.29 34.42	950	10:47.59 34.30	1000	11:22.48 34.89
1050	11:57.58 35.10	1100	12:32.59 35.01	1150	13:07.68 35.09	1200	13:43.06 35.38
1250	14:18.52 35.46	1300	14:53.59 35.07	1350	15:28.94 35.35	1400	16:04.02 35.08
1450	16:38.92 34.90	1500	17:12.17 33.25				<b>17:12.17</b>
<b>9</b>	043564578	<b>MARTINEZ MORALES CARMELO</b>		1989	SANDREU	<b>40,0</b>	
50	30.95 30.95	100	1:04.70 33.75	150	1:38.47 33.77	200	2:12.60 34.13
250	2:47.12 34.52	300	3:21.36 34.24	350	3:55.77 34.41	400	4:30.30 34.53
450	5:04.77 34.47	500	5:39.30 34.53	550	6:14.10 34.80	600	6:48.77 34.67
650	7:23.83 35.06	700	7:58.31 34.48	750	8:32.85 34.54	800	9:07.75 34.90
850	9:42.77 35.02	900	10:17.52 34.75	950	10:52.54 35.02	1000	11:27.25 34.71
1050	12:02.49 35.24	1100	12:37.13 34.64	1150	13:11.97 34.84	1200	13:46.86 34.89
1250	14:22.00 35.14	1300	14:56.96 34.96	1350	15:31.73 34.77	1400	16:06.94 35.21
1450	16:41.46 34.52	1500	17:14.34 32.88				<b>17:14.34</b>
<b>10</b>	043559000	<b>MAYOL ANDURELL MARC</b>		1988	SABADEL	<b>39,0</b>	
50	30.25 30.25	100	1:03.81 33.56	150	1:37.99 34.18	200	2:11.75 33.76
250	2:45.66 33.91	300	3:20.02 34.36	350	3:54.29 34.27	400	4:28.23 33.94
450	5:02.60 34.37	500	5:36.93 34.33	550	6:11.42 34.49	600	6:46.19 34.77
650	7:21.01 34.82	700	7:56.10 35.09	750	8:30.74 34.64	800	9:04.49 33.75
850	9:39.02 34.53	900	10:13.82 34.80	950	10:48.85 35.03	1000	11:23.88 35.03
1050	11:59.01 35.13	1100	12:33.91 34.90	1150	13:09.09 35.18	1200	13:44.29 35.20
1250	14:19.74 35.45	1300	14:55.16 35.42	1350	15:30.45 35.29	1400	16:05.58 35.13
1450	16:40.51 34.93	1500	17:14.96 34.45				<b>17:14.96</b>
<b>11</b>	071284794	<b>REY RENEDO ALBERTO</b>		1988	CASTILB	<b>38,0</b>	
50	32.10 32.10	100	1:06.79 34.69	150	1:41.23 34.44	200	2:15.73 34.50
250	2:50.58 34.85	300	3:25.43 34.85	350	3:59.94 34.51	400	4:34.74 34.80
450	5:09.21 34.47	500	5:43.95 34.74	550	6:18.24 34.29	600	6:52.72 34.48
650	7:27.16 34.44	700	8:01.62 34.46	750	8:36.27 34.65	800	9:10.93 34.66
850	9:45.42 34.49	900	10:20.38 34.96	950	10:55.58 35.20	1000	11:30.30 34.72
1050	12:04.72 34.42	1100	12:39.73 35.01	1150	13:14.26 34.53	1200	13:49.75 35.49
1250	14:24.78 35.03	1300	15:00.05 35.27	1350	15:34.64 34.59	1400	16:09.76 35.12
1450	16:44.35 34.59	1500	17:18.13 33.78				<b>17:18.13</b>
<b>12</b>	044732569	<b>RODRIGUEZ MONTESDEOCA KEVIN</b>		1989	CIUALTA	<b>37,0</b>	
50	31.46 31.46	100	1:05.76 34.30	150	1:40.57 34.81	200	2:15.20 34.63
250	2:49.88 34.68	300	3:24.75 34.87	350	3:59.57 34.82	400	4:34.61 35.04
450	5:09.88 35.27	500	5:45.10 35.22	550	6:20.35 35.25	600	6:55.46 35.11
650	7:30.71 35.25	700	8:06.16 35.45	750	8:41.10 34.94	800	9:16.20 35.10
850	9:51.44 35.24	900	10:26.29 34.85	950	11:01.44 35.15	1000	11:36.79 35.35
1050	12:12.11 35.32	1100	12:47.30 35.19	1150	13:22.65 35.35	1200	13:58.01 35.36
1250	14:33.30 35.29	1300	15:08.62 35.32	1350	15:43.83 35.21	1400	16:18.74 34.91
1450	16:53.40 34.66	1500	17:27.55 34.15				<b>17:27.55</b>
<b>13</b>	043118865	<b>NAVARRO REAL FRANCESC</b>		1988	CNPALMA	<b>36,0</b>	
50	31.42 31.42	100	1:05.35 33.93	150	1:39.28 33.93	200	2:13.72 34.44
250	2:48.04 34.32	300	3:22.48 34.44	350	3:57.03 34.55	400	4:31.76 34.73
450	5:06.64 34.88	500	5:41.71 35.07	550	6:17.09 35.38	600	6:52.72 35.63
650	7:27.83 35.11	700	8:03.04 35.21	750	8:38.28 35.24	800	9:13.51 35.23
850	9:48.85 35.34	900	10:24.29 35.44	950	10:59.68 35.39	1000	11:35.04 35.36
1050	12:10.54 35.50	1100	12:46.02 35.48	1150	13:21.48 35.46	1200	13:57.10 35.62
1250	14:32.78 35.68	1300	15:08.04 35.26	1350	15:43.51 35.47	1400	16:19.22 35.71
1450	16:54.67 35.45	1500	17:28.82 34.15				<b>17:28.82</b>
<b>14</b>	020478910	<b>GONZALEZ JUAREZ VICTOR</b>		1988	CAZAHAR	<b>35,0</b>	
50	30.65 30.65	100	1:03.85 33.20	150	1:37.66 33.81	200	2:11.88 34.22
250	2:46.46 34.58	300	3:21.24 34.78	350	3:55.99 34.75	400	4:31.36 35.37
450	5:06.35 34.99	500	5:41.29 34.94	550	6:16.25 34.96	600	6:51.28 35.03
650	7:26.51 35.23	700	8:02.01 35.50	750	8:37.67 35.66	800	9:13.33 35.66
850	9:48.87 35.54	900	10:24.58 35.71	950	11:00.78 36.20	1000	11:37.18 36.40
1050	12:13.17 35.99	1100	12:49.79 36.62	1150	13:25.54 35.75	1200	14:01.85 36.31
1250	14:38.27 36.42	1300	15:13.90 35.63	1350	15:50.21 36.31	1400	16:26.58 36.37
1450	17:02.77 36.19	1500	17:37.51 34.74				<b>17:37.51</b>

RT: RETIRADO      DES: DESCALIFICADO      MMN: M.M. Nac. (Para Edades)  
 NP: NO PRESENTADO      BAJ: BAJA      RE: Record Pais

MSL SW.RESULTADOS\_PRUEBA.15-1 Información correcta a 20:09:10 27/03/2004

SPORTREC Sistemas de Información, MSL Software - www.msl.es





**RESULTADOS**

**15 - 1500 m. LIBRE MASCULINO**



**VI COPA DE ESPAÑA CLUBES INFANTIL, 27 Y 28 DE MARZO DE 2004**

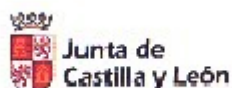
**VALLADOLID**

Datos técnicos: Piscina de 25 m., Cronometraje Electrónico

**27/03/2004**

MMN.15	15:51.06	SANZ DAVID		PARIS		01/12/1990					
MMN.16	15:36.56	PAYERAS BIAINA MIGUEL		PALMA DE MALLORCA		02/05/2003					
RK	Licencia	Nombre		Año	Club	Pts.	Resultado				
15	046410823	<b>CATALAN PEREA AARON</b>		1988	CATALUN	34,0					
50	30.86	100 1:04.31	150 1:38.85	200 2:13.52	250 2:48.50	300 3:22.96	350 3:58.03	400 4:33.12	450 5:08.44	500 5:43.87	17:37.86
	30.86	33.45	34.54	34.67	34.98	34.46	35.07	35.09	35.32	35.43	
550	6:19.15	600 6:55.23	650 7:31.20	700 8:07.18	750 8:43.57	800 9:19.46	850 9:55.32	900 10:31.37	950 11:07.10	1000 11:43.37	
	35.28	36.08	35.97	35.98	36.39	35.89	35.86	36.05	35.73	36.27	
1050	12:19.74	1100 12:55.55	1150 13:31.37	1200 14:07.57	1250 14:43.44	1300 15:18.31	1350 15:53.70	1400 16:29.08	1450 17:04.48	1500 17:37.86	
	36.37	35.81	35.82	36.20	35.87	34.87	35.39	35.38	35.40	33.38	
16	051999243	<b>INDARTE GARCIA ALBERTO</b>		1989	CANOENC	33,0					
50	31.08	100 1:04.97	150 1:40.04	200 2:14.93	250 2:50.41	300 3:25.49	350 4:00.91	400 4:36.21	450 5:11.62	500 5:46.68	17:38.36
	31.08	33.89	35.07	34.89	35.48	35.08	35.42	35.30	35.41	35.06	
550	6:22.23	600 6:57.79	650 7:33.40	700 8:09.20	750 8:45.40	800 9:20.92	850 9:57.06	900 10:32.44	950 11:08.34	1000 11:44.41	
	35.55	35.56	35.61	35.80	36.20	35.52	36.14	35.38	35.90	36.07	
1050	12:20.31	1100 12:56.11	1150 13:31.93	1200 14:07.63	1250 14:43.56	1300 15:17.55	1350 15:53.60	1400 16:29.41	1450 17:05.12	1500 17:38.36	
	35.90	35.80	35.82	35.70	35.93	33.99	36.05	35.81	35.71	33.24	
17	070247313	<b>CALLE MUÑOZ M.C.</b>		1988	GIMVALL	32,0					
50	31.51	100 1:05.98	150 1:40.92	200 2:15.78	250 2:50.78	300 3:26.23	350 4:01.55	400 4:37.43	450 5:13.57	500 5:49.46	17:41.88
	31.51	34.47	34.94	34.86	35.00	35.45	35.32	35.88	36.14	35.89	
550	6:25.80	600 7:01.46	650 7:37.59	700 8:13.78	750 8:49.95	800 9:26.83	850 10:02.93	900 10:38.94	950 11:15.34	1000 11:51.19	
	36.34	35.66	36.13	36.19	36.17	36.88	36.10	36.01	36.40	35.85	
1050	12:27.19	1100 13:02.31	1150 13:38.24	1200 14:13.80	1250 14:49.37	1300 15:24.30	1350 15:59.19	1400 16:33.75	1450 17:08.18	1500 17:41.88	
	36.00	35.12	35.93	35.56	35.57	34.93	34.89	34.56	34.43	33.70	
18	030976638	<b>ROJAS ARJONA PABLO</b>		1988	VALEGRE	31,0					
50	32.62	100 1:07.47	150 1:43.30	200 2:18.21	250 2:53.76	300 3:29.18	350 4:04.23	400 4:39.29	450 5:14.31	500 5:49.33	17:44.06
	32.62	34.85	35.83	34.91	35.55	35.42	35.05	35.06	35.02	35.02	
550	6:24.76	600 6:59.93	650 7:35.41	700 8:10.87	750 8:46.72	800 9:22.10	850 9:58.13	900 10:33.93	950 11:09.57	1000 11:45.36	
	35.43	35.17	35.48	35.46	35.85	35.38	36.03	35.80	35.64	35.79	
1050	12:21.17	1100 12:56.42	1150 13:32.86	1200 14:09.01	1250 14:45.09	1300 15:21.60	1350 15:58.24	1400 16:34.75	1450 17:09.74	1500 17:44.06	
	35.81	35.25	36.44	36.15	36.08	36.51	36.64	36.51	34.99	34.32	
19	071655844	<b>VAZQUEZ LUEJE JULIAN</b>		1988	NOVIEDO	30,0					
50	30.57	100 1:04.36	150 1:38.78	200 2:13.63	250 2:48.57	300 3:23.98	350 3:59.38	400 4:35.15	450 5:10.98	500 5:46.83	17:44.65
	30.57	33.79	34.42	34.85	34.94	35.41	35.40	35.77	35.83	35.85	
550	6:22.71	600 6:58.73	650 7:34.88	700 8:10.89	750 8:46.81	800 9:22.53	850 9:58.17	900 10:33.59	950 11:09.28	1000 11:44.90	
	35.88	36.02	36.15	36.01	35.92	35.72	35.64	35.42	35.69	35.62	
1050	12:20.40	1100 12:55.98	1150 13:31.76	1200 14:07.49	1250 14:43.74	1300 15:20.00	1350 15:56.63	1400 16:32.99	1450 17:09.23	1500 17:44.65	
	35.50	35.58	35.78	35.73	36.25	36.26	36.63	36.36	36.24	35.42	
20	042217232	<b>BELINCHON BEUN PEDRO</b>		1988	METPOLE	29,0					
50	29.53	100 1:02.39	150 1:35.83	200 2:09.76	250 2:43.94	300 3:18.29	350 3:53.46	400 4:28.73	450 5:04.09	500 5:39.73	17:45.48
	29.53	32.86	33.44	33.93	34.18	34.35	35.17	35.27	35.36	35.64	
550	6:15.80	600 6:51.61	650 7:27.63	700 8:03.74	750 8:39.74	800 9:15.91	850 9:52.17	900 10:28.35	950 11:04.99	1000 11:41.18	
	36.07	35.81	36.02	36.11	36.00	36.17	36.26	36.18	36.64	36.19	
1050	12:17.96	1100 12:54.83	1150 13:31.20	1200 14:08.17	1250 14:44.48	1300 15:21.26	1350 15:57.84	1400 16:34.24	1450 17:10.33	1500 17:45.48	
	36.78	36.87	36.37	36.97	36.31	36.78	36.58	36.40	36.09	35.15	
21	050901308	<b>PERDIGUERO AGUILERA PABLO</b>		1988	MARLINS	28,0					
50	30.55	100 1:04.19	150 1:38.69	200 2:13.07	250 2:47.85	300 3:23.62	350 3:59.18	400 4:35.22	450 5:11.49	500 5:47.07	17:50.32
	30.55	33.64	34.50	34.38	34.78	35.77	35.56	36.04	36.27	35.58	
550	6:23.15	600 6:59.06	650 7:35.02	700 8:11.57	750 8:47.99	800 9:24.48	850 10:00.47	900 10:36.76	950 11:12.97	1000 11:49.03	
	36.08	35.91	35.96	36.55	36.42	36.49	35.99	36.29	36.21	36.06	
1050	12:25.54	1100 13:01.91	1150 13:38.21	1200 14:14.51	1250 14:50.88	1300 15:27.32	1350 16:04.06	1400 16:40.46	1450 17:16.99	1500 17:50.32	
	36.51	36.37	36.30	36.30	36.37	36.44	36.74	36.40	36.53	33.33	

RT: RETIRADO DES: DESCALIFICADO MMN: M.M. Nac. (Para Edades)  
 NP: NO PRESENTADO BAJ: BAJA RE: Record Pais





RESULTADOS

15 - 1500 m. LIBRE MASCULINO



VI COPA DE ESPAÑA CLUBES INFANTIL, 27 Y 28 DE MARZO DE 2004

VALLADOLID

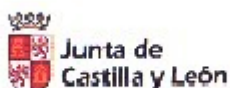
Datos técnicos: Piscina de 25 m., Cronometraje Electrónico

27/03/2004

MMN.15	15:51.06	SANZ DAVID	PARIS	01/12/1990
MMN.16	15:36.56	PAYERAS BIAINA MIGUEL	PALMA DE MALLORCA	02/05/2003

RK	Licencia	Nombre	Año	Club	Pts.	Resultado					
22	046972487	GARCIA ALVAREZ OSCAR	1988	MEDITER	27,0						
50	31.74	100 1:06.38	150 1:41.71	200 2:17.15	250 2:52.74	300 3:28.30	350 4:04.25	400 4:40.47	450 5:16.83	500 5:52.91	17:50.71
	31.74	34.64	35.33	35.44	35.59	35.56	35.95	36.22	36.36	36.08	
550	6:29.01	600 7:05.45	650 7:41.83	700 8:18.14	750 8:54.42	800 9:31.19	850 10:07.08	900 10:43.17	950 11:19.15	1000 11:55.20	
	36.10	36.44	36.38	36.31	36.28	36.77	35.89	36.09	35.98	36.05	
1050	12:30.95	1100 13:06.79	1150 13:42.77	1200 14:19.11	1250 14:55.19	1300 15:31.57	1350 16:07.07	1400 16:43.24	1450 17:18.70	1500 17:50.71	
	35.75	35.84	35.98	36.34	36.08	36.38	35.50	36.17	35.46	32.01	
23	050287455	FERNANDEZ GIMENEZ PABLO	1989	CANOENC	26,0						
50	32.26	100 1:06.81	150 1:41.46	200 2:16.46	250 2:51.55	300 3:27.14	350 4:02.60	400 4:38.83	450 5:14.72	500 5:50.68	17:55.58
	32.26	34.55	34.65	35.00	35.09	35.59	35.46	36.23	35.89	35.96	
550	6:26.73	600 7:03.05	650 7:38.90	700 8:15.35	750 8:51.47	800 9:27.69	850 10:03.54	900 10:39.44	950 11:15.76	1000 11:52.17	
	36.05	36.32	35.85	36.45	36.12	36.22	35.85	35.90	36.32	36.41	
1050	12:28.92	1100 13:05.26	1150 13:41.69	1200 14:18.19	1250 14:54.93	1300 15:31.60	1350 16:08.59	1400 16:45.60	1450 17:22.46	1500 17:55.58	
	36.75	36.34	36.43	36.50	36.74	36.67	36.99	37.01	36.86	33.12	
24	020487047	TARONGI MORCILLO FERNANDO	1989	CAZAHAR	25,0						
50	31.62	100 1:05.96	150 1:41.67	200 2:17.17	250 2:52.45	300 3:28.30	350 4:04.18	400 4:39.98	450 5:16.10	500 5:52.12	17:58.12
	31.62	34.34	35.71	35.50	35.28	35.85	35.88	35.80	36.12	36.02	
550	6:28.48	600 7:04.75	650 7:41.03	700 8:17.72	750 8:54.14	800 9:30.54	850 10:06.57	900 10:42.99	950 11:19.37	1000 11:55.83	
	36.36	36.27	36.28	36.69	36.42	36.40	36.03	36.42	36.38	36.46	
1050	12:31.99	1100 13:08.24	1150 13:44.31	1200 14:20.87	1250 14:57.39	1300 15:34.03	1350 16:10.72	1400 16:47.52	1450 17:23.78	1500 17:58.12	
	36.16	36.25	36.07	36.56	36.52	36.64	36.69	36.80	36.26	34.34	
25	071287130	RIBERAS HORTIGOSA JUAN	1989	CASTILB	24,0						
50	33.80	100 1:09.51	150 1:45.83	200 2:22.43	250 2:59.01	300 3:34.82	350 4:10.98	400 4:47.51	450 5:23.77	500 5:59.87	18:03.57
	33.80	35.71	36.32	36.60	36.58	35.81	36.16	36.53	36.26	36.10	
550	6:35.77	600 7:12.10	650 7:48.94	700 8:25.26	750 9:01.88	800 9:38.32	850 10:14.32	900 10:50.40	950 11:26.98	1000 12:03.00	
	35.90	36.33	36.84	36.32	36.62	36.44	36.00	36.08	36.58	36.02	
1050	12:39.47	1100 13:15.46	1150 13:52.09	1200 14:28.01	1250 15:04.58	1300 15:41.21	1350 16:17.14	1400 16:53.04	1450 17:28.93	1500 18:03.57	
	36.47	35.99	36.63	35.92	36.57	36.63	35.93	35.90	35.89	34.64	
26	053556044	LOPEZ RIVERA RUBEN	1988	S.OLAYA	23,0						
50	31.22	100 1:05.41	150 1:40.34	200 2:16.17	250 2:51.86	300 3:27.68	350 4:03.53	400 4:40.04	450 5:16.20	500 5:52.56	18:04.18
	31.22	34.19	34.93	35.83	35.69	35.82	35.85	36.51	36.16	36.36	
550	6:29.21	600 7:06.05	650 7:42.74	700 8:19.80	750 8:56.55	800 9:32.80	850 10:09.43	900 10:46.25	950 11:23.11	1000 11:59.75	
	36.65	36.84	36.69	37.06	36.75	36.25	36.63	36.82	36.86	36.64	
1050	12:36.82	1100 13:13.65	1150 13:50.40	1200 14:27.02	1250 15:03.74	1300 15:40.37	1350 16:16.80	1400 16:52.94	1450 17:29.44	1500 18:04.18	
	37.07	36.83	36.75	36.62	36.72	36.63	36.43	36.14	36.50	34.74	
27	047175821	QUINTILLA ARTACHO GERARD	1988	SABADEL	22,0						
50	31.17	100 1:06.24	150 1:40.84	200 2:15.84	250 2:50.97	300 3:26.22	350 4:01.41	400 4:37.11	450 5:13.11	500 5:49.04	18:05.75
	31.17	35.07	34.60	35.00	35.13	35.25	35.19	35.70	36.00	35.93	
550	6:25.37	600 7:02.02	650 7:38.76	700 8:15.48	750 8:52.18	800 9:29.42	850 10:06.21	900 10:42.98	950 11:19.83	1000 11:56.71	
	36.33	36.65	36.74	36.72	36.70	37.24	36.79	36.77	36.85	36.88	
1050	12:33.19	1100 13:10.30	1150 13:47.69	1200 14:24.54	1250 15:01.96	1300 15:39.00	1350 16:16.33	1400 16:53.26	1450 17:29.59	1500 18:05.75	
	36.48	37.11	37.39	36.85	37.42	37.04	37.33	36.93	36.33	36.16	
28	030972798	DE LA HABA ALBA ANTONIO	1989	VALEGRE	21,0						
50	32.11	100 1:07.44	150 1:43.56	200 2:20.03	250 2:56.66	300 3:33.30	350 4:09.69	400 4:46.09	450 5:22.71	500 5:59.56	18:05.95
	32.11	35.33	36.12	36.47	36.63	36.64	36.39	36.40	36.62	36.85	
550	6:36.11	600 7:12.43	650 7:49.41	700 8:26.20	750 9:02.71	800 9:39.51	850 10:16.22	900 10:52.80	950 11:29.70	1000 12:06.22	
	36.55	36.32	36.98	36.79	36.51	36.80	36.71	36.58	36.90	36.52	
1050	12:43.44	1100 13:20.31	1150 13:57.42	1200 14:34.67	1250 15:11.40	1300 15:47.85	1350 16:23.46	1400 16:59.15	1450 17:33.94	1500 18:05.95	
	37.22	36.87	37.11	37.25	36.73	36.45	35.61	35.69	34.79	32.01	

RT: RETIRADO DES: DESCALIFICADO MMN: M.M. Nac. (Para Edades)  
 NP: NO PRESENTADO BAJ: BAJA RE: Record Pais





## VI COPA DE ESPAÑA CLUBES INFANTIL, 27 Y 28 DE MARZO DE 2004

VALLADOLID

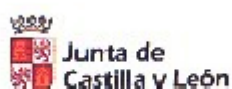
Datos técnicos: Piscina de 25 m., Cronometraje Electrónico

27/03/2004

MMN.15	15:51.06	SANZ DAVID		PARIS	01/12/1990						
MMN.16	15:36.56	PAYERAS BIAINA MIGUEL		PALMA DE MALLORCA	02/05/2003						
RK	Licencia	Nombre	Año	Club	Pts.	Resultado					
29	099076176	CABALLERO PIMENTEL RUBEN	1989	HOSPITA	20,0						
50	31.18 31.18	100 1:06.38 35.20	150 1:41.89 35.51	200 2:17.76 35.87	250 2:53.84 36.08	300 3:30.14 36.30	350 4:06.67 36.53	400 4:43.20 36.53	450 5:20.04 36.84	500 5:56.31 36.27	18:06.67
550	6:32.84 36.53	600 7:10.04 37.20	650 7:46.97 36.93	700 8:23.27 36.30	750 9:00.32 37.05	800 9:36.61 36.29	850 10:13.53 36.92	900 10:50.31 36.78	950 11:27.10 36.79	1000 12:03.83 36.73	
1050	12:40.65 36.82	1100 13:17.19 36.54	1150 13:53.65 36.46	1200 14:30.34 36.69	1250 15:07.07 36.73	1300 15:44.26 37.19	1350 16:20.47 36.21	1400 16:57.42 36.95	1450 17:33.53 36.11	1500 18:06.67 33.14	
30	044194823	LORENTE TRENADO FCO.JAVIER	1988	HOSPITA	19,0						
50	35.07 35.07	100 1:11.53 36.46	150 1:46.61 35.08	200 2:21.80 35.19	250 2:57.14 35.34	300 3:33.75 36.61	350 4:09.97 36.22	400 4:46.61 36.64	450 5:23.09 36.48	500 5:59.78 36.69	18:06.69
550	6:36.31 36.53	600 7:13.43 37.12	650 7:49.75 36.32	700 8:26.71 36.96	750 9:03.73 37.02	800 9:39.71 35.98	850 10:16.22 36.51	900 10:52.76 36.54	950 11:29.08 36.32	1000 12:05.51 36.43	
1050	12:42.05 36.54	1100 13:18.38 36.33	1150 13:54.85 36.47	1200 14:31.65 36.80	1250 15:08.45 36.80	1300 15:45.13 36.68	1350 16:21.78 36.65	1400 16:58.23 36.45	1450 17:34.47 36.24	1500 18:06.69 32.22	
31	076971431	GOMEZ USON SERGIO	1989	STVENEK	18,0						
50	32.12 32.12	100 1:08.08 35.96	150 1:44.00 35.92	200 2:20.01 36.01	250 2:56.96 36.95	300 3:33.06 36.10	350 4:10.13 37.07	400 4:47.08 36.95	450 5:23.72 36.64	500 6:00.18 36.46	18:07.38
550	6:36.66 36.48	600 7:12.50 35.84	650 7:49.48 36.98	700 8:26.34 36.86	750 9:02.87 36.53	800 9:39.72 36.85	850 10:15.52 35.80	900 10:51.75 36.23	950 11:29.14 37.39	1000 12:05.41 36.27	
1050	12:41.51 36.10	1100 13:17.96 36.45	1150 13:54.82 36.86	1200 14:30.85 36.03	1250 15:07.60 36.75	1300 15:44.52 36.92	1350 16:20.68 36.16	1400 16:56.83 36.15	1450 17:33.19 36.36	1500 18:07.38 34.19	
32	036153514	PEREZ ESTEVEZ BRUNO	1988	GALAICO	17,0						
50	31.73 31.73	100 1:06.68 34.95	150 1:42.17 35.49	200 2:17.97 35.80	250 2:53.37 35.40	300 3:29.30 35.93	350 4:06.15 36.85	400 4:42.46 36.31	450 5:18.91 36.45	500 5:55.41 36.50	18:11.48
550	6:31.98 36.57	600 7:08.27 36.29	650 7:44.71 36.44	700 8:21.62 36.91	750 8:58.90 37.28	800 9:35.57 36.67	850 10:12.33 36.76	900 10:49.64 37.31	950 11:26.42 36.78	1000 12:03.07 36.65	
1050	12:40.04 36.97	1100 13:17.43 37.39	1150 13:55.04 37.61	1200 14:31.44 36.40	1250 15:08.59 37.15	1300 15:45.91 37.32	1350 16:22.62 36.71	1400 16:59.47 36.85	1450 17:36.05 36.58	1500 18:11.48 35.43	
33	047942547	FRIAS LLORET CARLOS	1989	MEDITER	16,0						
50	33.41 33.41	100 1:09.15 35.74	150 1:45.11 35.96	200 2:21.78 36.67	250 2:57.63 35.85	300 3:34.13 36.50	350 4:11.08 36.95	400 4:47.73 36.65	450 5:24.72 36.99	500 6:01.80 37.08	18:19.64
550	6:38.89 37.09	600 7:15.89 37.00	650 7:52.71 36.82	700 8:29.71 37.00	750 9:07.16 37.45	800 9:44.25 37.09	850 10:21.56 37.31	900 10:58.77 37.21	950 11:36.13 37.36	1000 12:13.34 37.21	
1050	12:50.77 37.43	1100 13:27.73 36.96	1150 14:04.81 37.08	1200 14:41.60 36.79	1250 15:19.06 37.46	1300 15:56.20 37.14	1350 16:32.66 36.46	1400 17:10.08 37.42	1450 17:46.39 36.31	1500 18:19.64 33.25	
34	073002908	BANZO GALLEGU MARCOS	1989	MOLIVAR	15,0						
50	32.74 32.74	100 1:08.16 35.42	150 1:44.77 36.61	200 2:21.24 36.47	250 2:57.67 36.43	300 3:34.42 36.75	350 4:11.21 36.79	400 4:48.22 37.01	450 5:25.43 37.21	500 6:02.48 37.05	18:20.47
550	6:39.04 36.56	600 7:15.94 36.90	650 7:52.91 36.97	700 8:30.43 37.52	750 9:07.51 37.08	800 9:44.66 37.15	850 10:21.86 37.20	900 10:59.59 37.73	950 11:37.10 37.51	1000 12:14.05 36.95	
1050	12:51.40 37.35	1100 13:27.82 36.42	1150 14:04.76 36.94	1200 14:42.29 37.53	1250 15:19.50 37.21	1300 15:56.37 36.87	1350 16:33.03 36.66	1400 17:10.62 37.59	1450 17:46.36 35.74	1500 18:20.47 34.11	
35	076963585	SUAREZ FELGUEROSO EFREN	1989	NOVIEDO	14,0						
50	31.62 31.62	100 1:06.91 35.29	150 1:42.41 35.50	200 2:18.26 35.85	250 2:54.27 36.01	300 3:31.17 36.90	350 4:08.23 37.06	400 4:44.70 36.47	450 5:21.87 37.17	500 5:58.58 36.71	18:21.21
550	6:36.10 37.52	600 7:13.40 37.30	650 7:51.23 37.83	700 8:28.75 37.52	750 9:06.14 37.39	800 9:43.78 37.64	850 10:20.30 36.52	900 10:56.67 36.37	950 11:34.72 38.05	1000 12:11.39 36.67	
1050	12:48.67 37.28	1100 13:25.39 36.72	1150 14:02.99 37.60	1200 14:41.10 38.11	1250 15:18.83 37.73	1300 15:55.53 36.70	1350 16:32.65 37.12	1400 17:09.78 37.13	1450 17:46.59 36.81	1500 18:21.21 34.62	

RT: RETIRADO  
NP: NO PRESENTADODES: DESCALIFICADO  
BAJ: BAJAMMN: M.M. Nac. (Para Edades)  
RE: Record PaísMSL SW.RESULTADOS\_PRUEBA.15-1 Información correcta a 20:09:10 27/03/2004  
SPORTEC Sistemas de Información, MSL Software - www.msl.es

5 / 7





RESULTADOS

15 - 1500 m. LIBRE MASCULINO



VI COPA DE ESPAÑA CLUBES INFANTIL, 27 Y 28 DE MARZO DE 2004

VALLADOLID

Datos técnicos: Piscina de 25 m., Cronometraje Electrónico

27/03/2004

MMN.15	15:51.06	SANZ DAVID	PARIS	01/12/1990
MMN.16	15:36.56	PAYERAS BIAINA MIGUEL	PALMA DE MALLORCA	02/05/2003

RK	Licencia	Nombre	Año	Club	Pts.	Resultado					
36	046067280	MORAN BRANZUELO MARC	1988	MATARO	13,0						
50	33.50	100 1:10.59	150 1:47.35	200 2:23.97	250 3:00.49	300 3:36.96	350 4:13.81	400 4:50.80	450 5:27.88	500 6:05.01	18:25.91
	33.50	37.09	36.76	36.62	36.52	36.47	36.85	36.99	37.08	37.13	
550	6:41.97	600 7:19.32	650 7:56.57	700 8:33.80	750 9:11.31	800 9:48.93	850 10:26.10	900 11:02.93	950 11:39.68	1000 12:16.85	
	36.96	37.35	37.25	37.23	37.51	37.62	37.17	37.17	36.83	36.75	37.17
1050	12:53.84	1100 13:30.82	1150 14:08.00	1200 14:45.45	1250 15:22.83	1300 15:59.62	1350 16:36.63	1400 17:13.78	1450 17:50.61	1500 18:25.91	
	36.99	36.98	37.18	37.45	37.38	36.79	37.01	37.15	36.83	35.30	
37	076924717	GRACIA ACIN ALVARO	1989	STVENEC	12,0						
50	32.23	100 1:07.65	150 1:44.33	200 2:20.93	250 2:58.29	300 3:35.66	350 4:12.81	400 4:50.17	450 5:27.87	500 6:04.95	18:34.27
	32.23	35.42	36.68	36.60	37.36	37.37	37.15	37.36	37.70	37.08	
550	6:42.69	600 7:19.84	650 7:57.44	700 8:34.85	750 9:12.47	800 9:50.20	850 10:28.10	900 11:05.68	950 11:43.51	1000 12:21.56	
	37.74	37.15	37.60	37.41	37.62	37.73	37.90	37.58	37.83	38.05	
1050	12:58.88	1100 13:36.21	1150 14:14.40	1200 14:51.75	1250 15:29.72	1300 16:07.33	1350 16:45.53	1400 17:22.70	1450 18:00.17	1500 18:34.27	
	37.32	37.33	38.19	37.35	37.97	37.61	38.20	37.17	37.47	34.10	
38	076829043	OGANDO BEREHA HUGO	1989	GALAICO	11,0						
50	32.58	100 1:08.30	150 1:44.87	200 2:21.56	250 2:58.45	300 3:35.52	350 4:12.51	400 4:50.25	450 5:28.07	500 6:05.80	18:34.28
	32.58	35.72	36.57	36.69	36.89	37.07	36.99	37.74	37.82	37.73	
550	6:43.70	600 7:21.42	650 7:59.14	700 8:36.85	750 9:14.66	800 9:51.92	850 10:29.79	900 11:07.25	950 11:44.77	1000 12:22.59	
	37.90	37.72	37.72	37.71	37.81	37.26	37.87	37.46	37.52	37.82	
1050	13:00.26	1100 13:37.70	1150 14:15.42	1200 14:52.68	1250 15:30.18	1300 16:07.87	1350 16:45.70	1400 17:23.12	1450 18:00.80	1500 18:34.28	
	37.67	37.44	37.72	37.26	37.50	37.69	37.83	37.42	37.68	33.48	
39	074243249	MARTIN FLORES ALBERTO	1988	CNELCHE	10,0						
50	32.39	100 1:07.77	150 1:44.20	200 2:20.71	250 2:57.67	300 3:34.59	350 4:11.22	400 4:47.85	450 5:25.61	500 6:02.97	18:38.99
	32.39	35.38	36.43	36.51	36.96	36.92	36.63	37.76	37.76	37.36	
550	6:39.84	600 7:17.02	650 7:54.59	700 8:32.20	750 9:10.29	800 9:48.17	850 10:26.55	900 11:04.96	950 11:43.03	1000 12:21.15	
	36.87	37.18	37.57	37.61	38.09	37.88	38.38	38.41	38.07	38.12	
1050	12:57.60	1100 13:36.33	1150 14:15.63	1200 14:53.42	1250 15:32.21	1300 16:10.79	1350 16:48.69	1400 17:27.35	1450 18:04.79	1500 18:38.99	
	36.45	38.73	39.30	37.79	38.79	38.58	37.90	38.66	37.44	34.20	
40	050861315	MARTINEZ COTO PABLO	1988	MARLINS	9,0						
50	31.25	100 1:06.77	150 1:42.78	200 2:19.48	250 2:56.32	300 3:33.66	350 4:10.78	400 4:48.13	450 5:25.87	500 6:03.90	18:42.50
	31.25	35.52	36.01	36.70	36.84	37.34	37.12	37.35	37.74	38.03	
550	6:41.84	600 7:20.72	650 7:59.19	700 8:37.94	750 9:16.01	800 9:54.19	850 10:32.57	900 11:10.93	950 11:48.76	1000 12:27.33	
	37.94	38.88	38.47	38.75	38.07	38.18	38.38	38.36	37.83	38.57	
1050	13:05.70	1100 13:44.32	1150 14:22.20	1200 15:00.83	1250 15:39.06	1300 16:16.27	1350 16:53.47	1400 17:30.45	1450 18:07.02	1500 18:42.50	
	38.37	38.62	37.88	38.63	38.23	37.21	37.20	36.98	36.57	35.48	
41	005705452	ANGUITA HORNERO GUILLERMO	1989	CIUREAL	8,0						
50	33.81	100 1:10.43	150 1:47.28	200 2:24.66	250 3:02.29	300 3:40.15	350 4:18.31	400 4:56.62	450 5:34.66	500 6:12.95	18:56.17
	33.81	36.62	36.85	37.38	37.63	37.86	38.16	38.31	38.04	38.29	
550	6:50.91	600 7:29.48	650 8:07.49	700 8:45.53	750 9:23.59	800 10:01.73	850 10:40.12	900 11:17.33	950 11:55.64	1000 12:33.64	
	37.96	38.57	38.01	38.04	38.06	38.14	38.39	37.21	38.31	38.00	
1050	13:11.99	1100 13:50.14	1150 14:28.13	1200 15:06.44	1250 15:44.70	1300 16:23.26	1350 17:01.78	1400 17:40.71	1450 18:18.64	1500 18:56.17	
	38.35	38.15	37.99	38.31	38.26	38.56	38.52	38.93	37.93	37.53	
42	012339773	COBOS GARCIA ADRIAN	1989	SARABRI	7,0						
50	31.95	100 1:07.12	150 1:43.48	200 2:20.33	250 2:57.45	300 3:34.67	350 4:12.68	400 4:50.62	450 5:29.03	500 6:06.92	18:57.00
	31.95	35.17	36.36	36.85	37.12	37.22	38.01	37.94	38.41	37.89	
550	6:45.16	600 7:23.55	650 8:01.49	700 8:39.83	750 9:18.91	800 9:57.74	850 10:37.80	900 11:16.56	950 11:55.25	1000 12:33.97	
	38.24	38.39	37.94	38.34	39.08	38.83	40.06	38.76	38.69	38.72	
1050	13:12.85	1100 13:51.49	1150 14:30.46	1200 15:08.94	1250 15:47.96	1300 16:27.44	1350 17:06.93	1400 17:45.61	1450 18:24.63	1500 18:57.00	
	38.88	38.64	38.97	38.48	39.02	39.48	39.49	38.68	39.02	32.37	

RT: RETIRADO DES: DESCALIFICADO MMN: M.M. Nac. (Para Edades)  
 NP: NO PRESENTADO BAJ: BAJA RE: Record Pais





RESULTADOS

15 - 1500 m. LIBRE MASCULINO



VI COPA DE ESPAÑA CLUBES INFANTIL, 27 Y 28 DE MARZO DE 2004

VALLADOLID

Datos técnicos: Piscina de 25 m., Cronometraje Electrónico

27/03/2004

MMN.15	15:51.06	SANZ DAVID	PARIS	01/12/1990
MMN.16	15:36.56	PAYERAS BIAINA MIGUEL	PALMA DE MALLORCA	02/05/2003

RK	Licencia	Nombre	Año	Club	Pts.	Resultado					
43	038856211	VALLEJO VAZQUEZ EMILIO	1988	MATARO	6,0	19:09.76					
50	31.95	100 1:08.03	150 1:44.91	200 2:22.20	250 3:00.20	300 3:38.42	350 4:17.12	400 4:55.63	450 5:34.11	500 6:12.54	
	31.95	36.08	36.88	37.29	38.00	38.22	38.70	38.51	38.48	38.43	
550	6:51.29	600 7:30.17	650 8:09.35	700 8:48.02	750 9:27.18	800 10:05.92	850 10:45.13	900 11:24.26	950 12:03.17	1000 12:42.15	
	38.75	38.88	39.18	38.67	39.16	38.74	39.21	39.13	38.91	38.98	
1050	13:21.23	1100 14:00.02	1150 14:39.30	1200 15:18.73	1250 15:57.63	1300 16:36.57	1350 17:15.43	1400 17:54.07	1450 18:32.54	1500 19:09.76	
	39.08	38.79	39.28	39.43	38.90	38.94	38.86	38.64	38.47	37.22	
44	074364225	PUCHE TORRES ALBERTO	1988	CNELCHE	5,0	19:12.18					
50	31.69	100 1:05.97	150 1:41.64	200 2:17.77	250 2:53.91	300 3:30.54	350 4:07.53	400 4:44.29	450 5:21.87	500 5:59.49	
	31.69	34.28	35.67	36.13	36.14	36.63	36.99	36.76	37.58	37.62	
550	6:37.81	600 7:17.05	650 7:56.74	700 8:36.81	750 9:16.74	800 9:56.24	850 10:35.31	900 11:15.19	950 11:54.73	1000 12:34.73	
	38.32	39.24	39.69	40.07	39.93	39.50	39.07	39.88	39.54	40.00	
1050	13:14.43	1100 13:54.44	1150 14:32.94	1200 15:12.14	1250 15:51.97	1300 16:32.37	1350 17:12.77	1400 17:52.85	1450 18:33.18	1500 19:12.18	
	39.70	40.01	38.50	39.20	39.83	40.40	40.40	40.08	40.33	39.00	
45	005707270	GARCÍA MARTINEZ DAVID	1989	CIUREAL	4,0	19:12.41					
50	32.95	100 1:09.18	150 1:46.11	200 2:23.42	250 3:01.32	300 3:39.44	350 4:17.75	400 4:56.22	450 5:34.35	500 6:12.83	
	32.95	36.23	36.93	37.31	37.90	38.12	38.31	38.47	38.13	38.48	
550	6:51.03	600 7:29.21	650 8:07.66	700 8:46.87	750 9:25.55	800 10:04.60	850 10:43.70	900 11:22.80	950 12:02.52	1000 12:41.49	
	38.20	38.18	38.45	39.21	38.68	39.05	39.10	39.10	39.72	38.97	
1050	13:20.45	1100 13:59.69	1150 14:38.86	1200 15:18.23	1250 15:58.04	1300 16:37.76	1350 17:17.12	1400 17:56.00	1450 18:34.80	1500 19:12.41	
	38.96	39.24	39.17	39.37	39.81	39.72	39.36	38.88	38.80	37.61	
46	045774518	SANTANA LOPEZ YOSIAS	1989	CIUALTA	3,0	19:31.87					
50	32.70	100 1:09.52	150 1:47.37	200 2:25.73	250 3:04.62	300 3:43.38	350 4:22.51	400 5:01.40	450 5:40.26	500 6:19.36	
	32.70	36.82	37.85	38.36	38.89	38.76	39.13	38.89	38.86	39.10	
550	6:59.04	600 7:38.35	650 8:17.98	700 8:57.39	750 9:37.19	800 10:17.04	850 10:56.71	900 11:36.76	950 12:16.48	1000 12:56.19	
	39.68	39.31	39.63	39.41	39.80	39.85	39.67	40.05	39.72	39.71	
1050	13:35.78	1100 14:15.66	1150 14:55.44	1200 15:35.59	1250 16:15.78	1300 16:55.78	1350 17:35.97	1400 18:15.26	1450 18:54.80	1500 19:31.87	
	39.59	39.88	39.78	40.15	40.19	40.00	40.19	39.29	39.54	37.07	
47	044917269	CORRALES BAYON IVAN	1988	SARABRI	2,0	20:26.09					
50	34.01	100 1:11.89	150 1:51.00	200 2:30.79	250 3:11.54	300 3:52.52	350 4:33.58	400 5:14.95	450 5:56.38	500 6:38.02	
	34.01	37.88	39.11	39.79	40.75	40.98	41.06	41.37	41.43	41.64	
550	7:19.19	600 8:00.70	650 8:42.61	700 9:24.48	750 10:06.02	800 10:47.10	850 11:28.78	900 12:10.46	950 12:52.66	1000 13:33.89	
	41.17	41.51	41.91	41.87	41.54	41.08	41.68	41.68	42.20	41.23	
1050	14:14.29	1100 14:55.67	1150 15:36.74	1200 16:18.67	1250 17:00.08	1300 17:41.20	1350 18:23.69	1400 19:04.73	1450 19:45.84	1500 20:26.09	
	40.40	41.38	41.07	41.93	41.41	41.12	42.49	41.04	41.11	40.25	

RT: RETIRADO DES: DESCALIFICADO MMN: M.M. Nac. (Para Edades)  
 NP: NO PRESENTADO BAJ: BAJA RE: Record Pais

MSL SW.RESULTADOS\_PRUEBA\_15-1 Información correcta a 20:09:10 27/03/2004

SPORTEC Sistemas de Información, MSL Software - www.msl.es





RESULTADOS

16 - 400 m. LIBRE FEMENINO



VI COPA DE ESPAÑA CLUBES INFANTIL, 27 Y 28 DE MARZO DE 2004

VALLADOLID

Datos técnicos: Piscina de 25 m., Cronometraje Electrónico

27/03/2004

MMN.13	4:24.40	RAMOS PLENASIA ARANTXA	GIJON	22/12/2001
MMN.14	4:16.83	VIVES MOYA ROSER	SABADELL	20/12/1998

RK	Licencia	Nombre	Año	Club	Pts.	Resultado
1	043540480	BELMONTE GARCIA MIREIA	1990	HOSPITA	51,0	4:27.29
		50 29.93 100 1:03.23 150 1:37.40 200 2:11.76 250 2:45.81 300 3:20.10 350 3:54.41 400 4:27.29				
		29.93 33.30 34.17 34.36 34.05 34.29 34.31 32.88				
2	046874803	GOMEZ RAMON ANAIS	1990	SABADEL	48,0	4:31.21
		50 31.23 100 1:05.34 150 1:40.05 200 2:14.75 250 2:49.05 300 3:23.66 350 3:57.84 400 4:31.21				
		31.23 34.11 34.71 34.70 34.30 34.61 34.18 33.37				
3	099076096	MECA MORA ESTHER	1990	TARRASA	46,0	4:38.65
		50 31.59 100 1:05.93 150 1:40.65 200 2:15.92 250 2:51.46 300 3:27.90 350 4:04.37 400 4:38.65				
		31.59 34.34 34.72 35.27 35.54 36.44 36.47 34.28				
4	043169597	BLEDA MARTIN M <sup>o</sup> DEL CARMEN	1990	SALLE-P	45,0	4:38.81
		50 31.70 100 1:06.39 150 1:41.25 200 2:16.90 250 2:52.40 300 3:28.24 350 4:04.14 400 4:38.81				
		31.70 34.69 34.86 35.65 35.50 35.84 35.90 34.67				
5	099071944	CAMPO CASAJUS CARLA	1991	TARRASA	44,0	4:39.43
		50 32.25 100 1:07.06 150 1:42.17 200 2:17.38 250 2:52.73 300 3:28.83 350 4:04.66 400 4:39.43				
		32.25 34.81 35.11 35.21 35.35 36.10 35.83 34.77				
6	099070714	LLOBET COLOMER ROCIO	1991	GRANOLL	43,0	4:43.13
		50 32.27 100 1:07.73 150 1:43.95 200 2:20.20 250 2:56.46 300 3:32.99 350 4:09.49 400 4:43.13				
		32.27 35.46 36.22 36.25 36.26 36.53 36.50 33.64				
7	046360742	BARRABINO PONCE ANNA	1990	CATALUN	42,0	4:44.16
		50 32.76 100 1:08.47 150 1:45.05 200 2:21.50 250 2:57.48 300 3:33.74 350 4:10.36 400 4:44.16				
		32.76 35.71 36.58 36.45 35.98 36.26 36.62 33.80				
8	039434591	MARTINEZ ROCA MIRIAM	1991	SANDREU	41,0	4:44.24
		50 32.39 100 1:07.97 150 1:44.24 200 2:20.33 250 2:56.63 300 3:33.10 350 4:09.35 400 4:44.24				
		32.39 35.58 36.27 36.09 36.30 36.47 36.25 34.89				
9	053307366	PAMPIN SAAVEDRA CARLOTA	1990	NCORUÑA	40,0	4:44.76
		50 32.32 100 1:07.97 150 1:44.43 200 2:20.41 250 2:56.43 300 3:33.34 350 4:10.04 400 4:44.76				
		32.32 35.65 36.46 35.98 36.02 36.91 36.70 34.72				
10	047178842	MARTINEZ PEREZ SANDRA	1990	SABADEL	39,0	4:45.46
		50 32.22 100 1:07.95 150 1:44.48 200 2:20.41 250 2:56.78 300 3:33.11 350 4:09.67 400 4:45.46				
		32.22 35.73 36.53 35.93 36.37 36.33 36.56 35.79				
11	053540367	BARRIOS VINCELLE YAIZA	1991	S.OLAYA	38,0	4:48.01
		50 32.15 100 1:07.35 150 1:43.29 200 2:19.97 250 2:57.13 300 3:34.27 350 4:11.73 400 4:48.01				
		32.15 35.20 35.94 36.68 37.16 37.14 37.46 36.28				
12	025197718	CAMPOS CORREDERA RAQUEL	1990	MOLIVAR	37,0	4:50.01
		50 33.52 100 1:09.08 150 1:45.35 200 2:21.97 250 2:58.94 300 3:36.43 350 4:13.88 400 4:50.01				
		33.52 35.56 36.27 36.62 36.97 37.49 37.45 36.13				
13	045775041	GARCIA HERNANDEZ SONIA	1991	LPALMAS	36,0	4:50.07
		50 33.88 100 1:10.13 150 1:46.63 200 2:23.51 250 3:00.76 300 3:38.27 350 4:14.88 400 4:50.07				
		33.88 36.25 36.50 36.88 37.25 37.51 36.61 35.19				
14	038851444	CORDOBA NAVARRO SARA	1990	MATARO	35,0	4:50.23
		50 32.57 100 1:08.61 150 1:45.03 200 2:22.18 250 2:59.50 300 3:37.16 350 4:14.57 400 4:50.23				
		32.57 36.04 36.42 37.15 37.32 37.66 37.41 35.66				
15	071664075	CORTES FERNANDEZ MARIA	1990	NOVIEDO	34,0	4:50.30
		50 32.10 100 1:07.26 150 1:43.44 200 2:20.63 250 2:58.11 300 3:35.78 350 4:13.34 400 4:50.30				
		32.10 35.16 36.18 37.19 37.48 37.67 37.56 36.96				

RT: RETIRADO DES: DESCALIFICADO MMN: M.M. Nac. (Para Edades)  
 NP: NO PRESENTADO BAJ: BAJA RE: Record Pais

MSL SW.RESULTADOS\_PRUEBA.16-4 Información correcta a 20:45:10 27/03/2004

SPORTREC Sistemas de Información, MSL Software - www.msl.es



Junta de Castilla y León

Caja España





RESULTADOS

16 - 400 m. LIBRE FEMENINO



VI COPA DE ESPAÑA CLUBES INFANTIL, 27 Y 28 DE MARZO DE 2004

VALLADOLID

Datos técnicos: Piscina de 25 m., Cronometraje Electrónico

27/03/2004

MMN.13	4:24.40	RAMOS PLENASIA ARANTXA	GIJON	22/12/2001
MMN.14	4:16.83	VIVES MOYA ROSER	SABADELL	20/12/1998

RK	Licencia	Nombre	Año	Club	Pts.	Resultado											
16	077420795	VILARIÑO GARCÍA XENIA	1991	GALAICO	33,0												
	50	33.38	100	1:10.21	150	1:47.26	200	2:24.31	250	3:01.46	300	3:38.96	350	4:16.09	400	4:50.69	4:50.69
		33.38		36.83		37.05		37.05		37.15		37.50		37.13		34.60	
17	074731663	VENEGAS ALONSO ANA	1990	UNIVGRA	32,0												
	50	33.33	100	1:09.82	150	1:47.00	200	2:23.96	250	3:01.45	300	3:38.70	350	4:15.54	400	4:50.75	4:50.75
		33.33		36.49		37.18		36.96		37.49		37.25		36.84		35.21	
18	043556686	MARIN ZAMORA AIDA	1991	SANDREU	31,0												
	50	32.79	100	1:08.84	150	1:45.90	200	2:23.12	250	3:00.30	300	3:37.59	350	4:15.20	400	4:51.58	4:51.58
		32.79		36.05		37.06		37.22		37.18		37.29		37.61		36.38	
19	043448613	JIMENEZ GARCIA AINA	1990	MATARO	30,0												
	50	33.33	100	1:08.78	150	1:45.99	200	2:23.52	250	3:00.81	300	3:38.24	350	4:15.47	400	4:51.66	4:51.66
		33.33		35.45		37.21		37.53		37.29		37.43		37.23		36.19	
20	047808465	CARVAJAL AREVALO ALICIA	1991	GRANOLL	29,0												
	50	33.67	100	1:09.80	150	1:47.26	200	2:24.39	250	3:01.80	300	3:39.06	350	4:16.29	400	4:51.96	4:51.96
		33.67		36.13		37.46		37.13		37.41		37.26		37.23		35.67	
21	079340609	MARTINEZ CANOSA RAQUEL	1991	NCORUÑA	28,0												
	50	33.54	100	1:09.26	150	1:45.64	200	2:22.37	250	2:59.39	300	3:36.97	350	4:14.86	400	4:52.01	4:52.01
		33.54		35.72		36.38		36.73		37.02		37.58		37.89		37.15	
22	046462660	GARCIA RODENAS ANNA	1990	HOSPITA	27,0												
	50	32.23	100	1:07.87	150	1:44.47	200	2:21.54	250	2:59.22	300	3:37.32	350	4:15.20	400	4:52.44	4:52.44
		32.23		35.64		36.60		37.07		37.68		38.10		37.88		37.24	
23	046407169	CUCURULL GUARDIOLA LAURA	1990	CATALUN	26,0												
	50	32.76	100	1:09.95	150	1:47.16	200	2:24.55	250	3:01.64	300	3:39.10	350	4:16.19	400	4:52.46	4:52.46
		32.76		37.19		37.21		37.39		37.09		37.46		37.09		36.27	
24	053554211	FERNANDEZ MARTINEZ MARTA	1990	S.OLAYA	25,0												
	50	32.14	100	1:08.52	150	1:45.86	200	2:23.29	250	3:00.85	300	3:38.55	350	4:16.06	400	4:52.93	4:52.93
		32.14		36.38		37.34		37.43		37.56		37.70		37.51		36.87	
25	012420830	BALLESTEROS NIETO DANIELA	1990	GIMVALL	24,0												
	50	32.80	100	1:09.14	150	1:46.87	200	2:24.81	250	3:03.08	300	3:41.10	350	4:18.65	400	4:52.99	4:52.99
		32.80		36.34		37.73		37.94		38.27		38.02		37.55		34.34	
26	077419886	BARROS GARCÍA ARANTXA	1990	GALAICO	23,0												
	50	33.44	100	1:09.67	150	1:46.44	200	2:23.71	250	3:00.97	300	3:38.46	350	4:15.99	400	4:53.19	4:53.19
		33.44		36.23		36.77		37.27		37.26		37.49		37.53		37.20	
27	044732868	SOCAS HERNANDEZ LAURA	1991	LPALMAS	22,0												
	50	34.77	100	1:12.81	150	1:50.87	200	2:28.39	250	3:05.92	300	3:42.90	350	4:19.25	400	4:53.49	4:53.49
		34.77		38.04		38.06		37.52		37.53		36.98		36.35		34.24	
28	075486079	HERRERA LOZANO SARA	1990	UNIVGRA	21,0												
	50	32.81	100	1:09.28	150	1:46.70	200	2:24.70	250	3:02.85	300	3:40.82	350	4:18.33	400	4:53.92	4:53.92
		32.81		36.47		37.42		38.00		38.15		37.97		37.51		35.59	
29	071649366	SANCHEZ ALVAREZ ANDREA	1990	NOVIEDO	20,0												
	50	34.06	100	1:10.64	150	1:47.81	200	2:25.34	250	3:02.98	300	3:40.97	350	4:18.85	400	4:55.86	4:55.86
		34.06		36.58		37.17		37.53		37.64		37.99		37.88		37.01	
30	012418892	RODRIGUEZ GARCIA MARIA ANGELES	1990	GIMVALL	19,0												
	50	33.52	100	1:09.82	150	1:47.12	200	2:25.05	250	3:03.17	300	3:41.48	350	4:20.09	400	4:57.89	4:57.89
		33.52		36.30		37.30		37.93		38.12		38.31		38.61		37.80	

RT: RETIRADO DES: DESCALIFICADO MMN: M.M. Nac. (Para Edades)  
 NP: NO PRESENTADO BAJ: BAJA RE: Record Pais







RESULTADOS

16 - 400 m. LIBRE FEMENINO



VI COPA DE ESPAÑA CLUBES INFANTIL, 27 Y 28 DE MARZO DE 2004

VALLADOLID

Datos técnicos: Piscina de 25 m., Cronometraje Electrónico

27/03/2004

MMN.13	4:24.40	RAMOS PLENASIA ARANTXA	GIJON	22/12/2001
MMN.14	4:16.83	VIVES MOYA ROSER	SABADELL	20/12/1998

RK	Licencia	Nombre	Año	Club	Pts.	Resultado											
31	047883761	MARTINEZ JIMENEZ SILVIA	1990	MEDITER	18,0												
	50	33.15	100	1:09.82	150	1:47.49	200	2:25.49	250	3:03.08	300	3:41.42	350	4:19.99	400	4:57.92	4:57.92
		33.15		36.67		37.67		38.00		37.59		38.34		38.57		37.93	
32	043170547	HERNANDEZ AMOROS CRISTINA	1990	SALLE-P	17,0												
	50	33.45	100	1:09.78	150	1:46.85	200	2:24.93	250	3:03.14	300	3:41.78	350	4:20.21	400	4:57.93	4:57.93
		33.45		36.33		37.08		38.08		38.21		38.64		38.43		37.72	
33	044733600	GARCIA PARDAVILA IRIA	1991	METPOLE	16,0												
	50	33.02	100	1:10.65	150	1:49.01	200	2:27.50	250	3:06.12	300	3:45.02	350	4:22.83	400	4:59.01	4:59.01
		33.02		37.63		38.36		38.49		38.62		38.90		37.81		36.18	
34	076972330	REINAO CEGOÑINO VIRGINIA	1990	APSAGUS	15,0												
	50	33.33	100	1:09.51	150	1:47.21	200	2:25.50	250	3:04.22	300	3:43.20	350	4:21.92	400	5:00.67	5:00.67
		33.33		36.18		37.70		38.29		38.72		38.98		38.72		38.75	
35	044739235	MARTIN ROMAN LORENA	1991	METPOLE	14,0												
	50	34.36	100	1:12.48	150	1:51.85	200	2:30.92	250	3:09.44	300	3:48.18	350	4:26.97	400	5:03.35	5:03.35
		34.36		38.12		39.37		39.07		38.52		38.74		38.79		36.38	
36	076971919	MORANDO PEREZ MARTA	1991	MOLIVAR	13,0												
	50	34.25	100	1:12.19	150	1:51.37	200	2:30.87	250	3:10.06	300	3:48.92	350	4:28.04	400	5:03.41	5:03.41
		34.25		37.94		39.18		39.50		39.19		38.86		39.12		35.37	
37	074371906	HERRERO GARCIA RUTH	1990	CNELCHE	12,0												
	50	33.99	100	1:10.58	150	1:48.29	200	2:26.97	250	3:06.44	300	3:46.31	350	4:25.91	400	5:04.11	5:04.11
		33.99		36.59		37.71		38.68		39.47		39.87		39.60		38.20	
38	000693194	LOPEZ TEJERO FATIMA	1990	COVIBAR	11,0												
	50	34.44	100	1:11.44	150	1:49.77	200	2:29.64	250	3:09.99	300	3:49.91	350	4:29.90	400	5:07.11	5:07.11
		34.44		37.00		38.33		39.87		40.35		39.92		39.99		37.21	
39	047873885	ESCUDERO MARTINEZ MARTA	1991	MEDITER	10,0												
	50	35.60	100	1:14.68	150	1:53.67	200	2:32.67	250	3:11.76	300	3:50.94	350	4:30.10	400	5:07.32	5:07.32
		35.60		39.08		38.99		39.00		39.09		39.18		39.16		37.22	
40	047658191	RODRIGUEZ LOPEZ MONTSERRAT	1990	C.N.B.	9,0												
	50	35.07	100	1:13.24	150	1:51.89	200	2:30.95	250	3:09.44	300	3:48.78	350	4:28.97	400	5:08.13	5:08.13
		35.07		38.17		38.65		39.06		38.49		39.34		40.19		39.16	
41	002713007	FERNANDEZ CUADRADO HENAR	1991	COVIBAR	8,0												
	50	35.38	100	1:14.41	150	1:53.98	200	2:34.07	250	3:14.66	300	3:55.58	350	4:36.60	400	5:15.01	5:15.01
		35.38		39.03		39.57		40.09		40.59		40.92		41.02		38.41	
42	074371576	CARRASCO GUILLEM PATRICIA	1990	CNELCHE	7,0												
	50	35.41	100	1:14.88	150	1:55.02	200	2:35.65	250	3:15.96	300	3:56.93	350	4:36.94	400	5:16.49	5:16.49
		35.41		39.47		40.14		40.63		40.31		40.97		40.01		39.55	
43	073005929	LUNA MUÑOZ MARTA	1990	APSAGUS	6,0												
	50	36.84	100	1:15.76	150	1:55.34	200	2:36.15	250	3:16.95	300	3:58.00	350	4:38.78	400	5:18.07	5:18.07
		36.84		38.92		39.58		40.81		40.80		41.05		40.78		39.29	
44	046364193	DEL RIO BARO HELENA	1991	C.N.B.	5,0												
	50	34.82	100	1:14.24	150	1:56.44	200	2:39.54	250	3:22.55	300	4:06.18	350	4:48.42	400	5:29.00	5:29.00
		34.82		39.42		42.20		43.10		43.01		43.63		42.24		40.58	
45	043184275	MOYA PELLICER Mª VICTORIA	1991	CVOLTOR	4,0												
	50	40.62	100	1:22.19	150	2:05.27	200	2:49.00	250	3:32.60	300	4:16.18	350	5:00.47	400	5:43.92	5:43.92
		40.62		41.57		43.08		43.73		43.60		43.58		44.29		43.45	

RT: RETIRADO DES: DESCALIFICADO MMN: M.M. Nac. (Para Edades)  
 NP: NO PRESENTADO BAJ: BAJA RE: Record Pais



Junta de Castilla y León

Caja España





VI COPA DE ESPAÑA CLUBES INFANTIL, 27 Y 28 DE MARZO DE 2004

VALLADOLID  
27/03/2004

Datos técnicos: Piscina de 25 m., Cronometraje Electrónico

MMN.13	4:24.40	RAMOS PLASENCIA ARANTXA	GIJON	22/12/2001
MMN.14	4:16.83	VIVES MOYA ROSER	SABADELL	20/12/1998

RK	Licencia	Nombre	Año	Club	Pts.	Resultado										
46	043158802	GARCIA GUILLEN ANA ALICIA	1990	CVOLTOR	3,0	5:51.17										
	50	40.33	100	1:24.70	150	2:09.73	200	2:54.57	250	3:39.52	300	4:24.98	350	5:09.47	400	5:51.17
		40.33		44.37		45.03		44.84		44.95		45.46		44.49		41.70

RT: RETIRADO      DES: DESCALIFICADO      MMN: M.M. Nac. (Para Edades)  
 NP: NO PRESENTADO      BAJ: BAJA      RE: Record Pais



Junta de Castilla y León

Caja España





RESULTADOS

17 - 4x50 ESTILOS MASCULINO



VI COPA DE ESPAÑA CLUBES INFANTIL, 27 Y 28 DE MARZO DE 2004

VALLADOLID

Datos técnicos: Piscina de 25 m., Cronometraje Electrónico

27/03/2004

RK	Club	Nombre	Club		Pts.	Resultado
1	00746	<b>A.D.N. VISTA ALEGRE</b>	VALEGRE		102,0	1:52.50
	1	NAVARRO MORALES VICENTE	1988	50 - - - 30.43 30.43		
	2	ROJAS ARJONA PABLO	1988	100 - - 1:01.69 31.26		
	3	MUÑOZ PEREZ RAFAEL	1988	150 - - 1:26.90 25.21		
	4	DE LA HABA ALBA ANTONIO	1989	200 - - 1:52.50 25.60		
2	00053	<b>REAL CANOE N.C.</b>	CANOENC		96,0	1:53.31
	1	LOPEZ NIETO MARCOS	1988	50 - - - 29.35 29.35		
	2	JIMENEZ BENEYTO DIEGO	1988	100 - - 1:01.43 32.08		
	3	GARCIA ZALOÑA ALEJANDRO	1988	150 - - 1:29.08 27.65		
	4	JIMENEZ MARTIN ADRIAN	1988	200 - - 1:53.31 24.23		
3	00574	<b>CN.MARLINS MORATALAZ</b>	MARLINS		92,0	1:53.33
	1	SALAS BENAVENTE FERNANDO	1988	50 - - - 28.79 28.79		
	2	LOPEZ-PLAZA PALOMO DANIEL	1988	100 - - 1:00.48 31.69		
	3	PASCUAL LOPEZ JUAN MANUEL	1989	150 - - 1:27.63 27.15		
	4	PERDIGUERO AGUILERA PABLO	1988	200 - - 1:53.33 25.70		
4	00058	<b>C.N. SABADELL</b>	SABADEL		90,0	1:55.00
	1	MAYOL ANDURELL MARC	1988	50 - - - 30.35 30.35		
	2	MAS LEON ARNAU	1989	100 - - 1:01.92 31.57		
	3	DE CLARES RIVERO RAFAEL	1988	150 - - 1:28.38 26.46		
	4	COSTA RUIZ RAUL	1988	200 - - 1:55.00 26.62		
5	00183	<b>CST-CST COSTA AZAHAR</b>	CAZAHAR		88,0	1:55.51
	1	BENAGES SIMO VICTOR	1988	50 - - - 28.43 28.43		
	2	PERIS SIMO JAVIER	1988	100 - - 1:01.12 32.69		
	3	MEDALL MELIA ROBERT	1988	150 - - 1:29.14 28.02		
	4	GONZALEZ JUAREZ VICTOR	1988	200 - - 1:55.51 26.37		

RT: RETIRADO DES: DESCALIFICADO MMN: M.M. Nac. (Para Edades)  
 NP: NO PRESENTADO BAJ: BAJA RE: Record Pais



Junta de Castilla y León

Caja España





## VI COPA DE ESPAÑA CLUBES INFANTIL, 27 Y 28 DE MARZO DE 2004

VALLADOLID

Datos técnicos: Piscina de 25 m., Cronometraje Electrónico

27/03/2004

RK	Club	Nombre	Club		Pts.	Resultado
6	00135	<b>C.N. SANTA OLAYA</b>	S.OLAYA		86,0	1:56.29
		1 CARBAJAL CARBALLEIRA F.J.	1988	50 30.11 30.11		
		2 GARCIA FAZA VICTOR	1988	100 1:03.64 33.53		
		3 SAN MILLAN ALVAREZ DAVID	1988	150 1:31.31 27.67		
		4 PARADIÑEIRO ALVAREZ HECTOR	1988	200 1:56.29 24.98		
7	00062	<b>C.N. CATALUNYA</b>	CATALUN		84,0	1:56.88
		1 PONS CRESPO ARNAU	1989	50 30.42 30.42		
		2 VILANOVA LAGUNA JOAN	1989	100 1:03.35 32.93		
		3 DELGADO WEINGARTSHOFER R.F.	1989	150 1:31.21 27.86		
		4 CATALAN PEREA AARON	1988	200 1:56.88 25.67		
8	00843	<b>A.D. SARABRIS</b>	SARABRI		82,0	1:57.29
		1 JIMENEZ HERRAEZ ANTONIO	1988	50 30.07 30.07		
		2 CALVO SANCHEZ ADRIAN	1988	100 1:02.95 32.88		
		3 ALONSO TELLEZ JOSE ANTONIO	1988	150 1:31.29 28.34		
		4 HERNANSANZ QUEVEDO JAIME	1989	200 1:57.29 26.00		
9	00054	<b>C.N. METROPOLE</b>	METPOLE		80,0	1:57.52
		1 BLANCO MACHADO JOSE M <sup>a</sup>	1988	50 31.21 31.21		
		2 AMAT DEL PAZO JAVIER	1988	100 1:04.77 33.56		
		3 BELINCHON BEUN PEDRO	1988	150 1:32.94 28.17		
		4 MARIÑO SANTANA JAVIER	1988	200 1:57.52 24.58		
10	00114	<b>STADIUM VENECIA</b>	STVENEC		78,0	1:57.88
		1 ALEGRE BAILO SERGIO	1988	50 31.18 31.18		
		2 SANCHEZ MONTERDE GABRIEL	1989	100 1:03.98 32.80		
		3 LASANTA RICA DAVID	1988	150 1:31.25 27.27		
		4 CALAIZA PERIBAÑEZ RUBEN	1988	200 1:57.88 26.63		

RT: RETIRADO  
NP: NO PRESENTADODES: DESCALIFICADO  
BAJ: BAJAMMN: M.M. Nac. (Para Edades)  
RE: Record Pais



**RESULTADOS**

**17 - 4x50 ESTILOS MASCULINO**



**VI COPA DE ESPAÑA CLUBES INFANTIL, 27 Y 28 DE MARZO DE 2004**

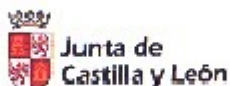
**VALLADOLID**

Datos técnicos: Piscina de 25 m., Cronometraje Electrónico

**27/03/2004**

RK	Club	Nombre	Club		Pts.	Resultado
11	00076	<b>C.E. MEDITERRANI</b>	MEDITER		76,0	1:58.04
		1 GARCIA EGEA SERGIO	1989	50 30.90 30.90		
		2 CODINA EGUILEOR ALEX	1989	100 1:03.12 32.22		
		3 PERARNAU HURTADO ALBERT	1988	150 1:31.79 28.67		
		4 CHIAPPE MADSEN SEBASTIAN	1988	200 1:58.04 26.25		
12	00784	<b>C.N. GALAICO</b>	GALAICO		74,0	1:58.41
		1 GULÍAS PARGA MANUEL	1989	50 30.80 30.80		
		2 PEREZ ESTEVEZ BRUNO	1988	100 1:04.95 34.15		
		3 PORTELA ÁLVAREZ IAGO	1988	150 1:33.02 28.07		
		4 VILLAVERDE PARADA YAGO	1989	200 1:58.41 25.39		
13	00553	<b>C.N. ELCHE</b>	CNELCHE		72,0	1:58.67
		1 VIVES GOMIS CARLOS	1988	50 29.30 29.30		
		2 GONZALEZ LOPEZ JUAN JOSE	1989	100 1:03.33 34.03		
		3 VAZQUEZ MUÑOZ JUAN MANUEL	1988	150 1:32.66 29.33		
		4 CANDELA DE LA TORRE ANDRES	1988	200 1:58.67 26.01		
14	00061	<b>C.N. SANT ANDREU</b>	SANDREU		70,0	1:58.74
		1 CABELLO FORNS ALAN	1988	50 27.35 27.35		
		2 GALINDO SANTANACH JORDI	1988	100 1:04.47 37.12		
		3 SAN MARTIN TRESOLS LUIS	1988	150 1:33.40 28.93		
		4 PERALTA SABATE MARC	1988	200 1:58.74 25.34		
15	00057	<b>C.N. TERRASSA</b>	TARRASA		68,0	1:58.81
		1 RAMOS ALTET GUILLEM	1988	50 29.96 29.96		
		2 MUÑOZ ILLANA VICTOR	1988	100 1:04.63 34.67		
		3 UROZ MUÑOZ VICTOR	1989	150 1:32.27 27.64		
		4 PASCUAL MERINO ALEIX	1988	200 1:58.81 26.54		

RT: RETIRADO      DES: DESCALIFICADO      MMN: M.M. Nac. (Para Edades)  
 NP: NO PRESENTADO      BAJ: BAJA      RE: Record Pais





VI COPA DE ESPAÑA CLUBES INFANTIL, 27 Y 28 DE MARZO DE 2004

VALLADOLID

Datos técnicos: Piscina de 25 m., Cronometraje Electrónico

27/03/2004

RK	Club	Nombre	Club		Pts.	Resultado
16	00727	<b>C.N. CASTILLA-BURGOS</b>	CASTILB		66,0	1:58.84
		1 RUIZ MINGUEZ DANIEL	1988	50 31.16 31.16		
		2 ALONSO DE SANTOCILDES NEB S.	1988	100 1:03.18 32.02		
		3 REY RENEDO ALBERTO	1988	150 1:31.39 28.21		
		4 RIBERAS HORTIGOSA JUAN	1989	200 1:58.84 27.45		
17	00378	<b>C.N. CIUDAD REAL</b>	CIUREAL		64,0	1:59.02
		1 MONTEALEGRE SANTIAGO VICTOR	1988	50 32.75 32.75		
		2 MONTEAGUDO ESPINOSA HECTOR	1989	100 1:05.15 32.40		
		3 BALLESTEROS MORA DAVID	1989	150 1:33.46 28.31		
		4 DEL CERRO MARTÍN-ONDARZA JAIME	1988	200 1:59.02 25.56		
18	00069	<b>C.N. HOSPITALET</b>	HOSPITA		62,0	1:59.47
		1 GARCIA RODENAS CARLES	1988	50 30.11 30.11		
		2 LORENTE TRENADO ALBERT	1988	100 1:04.65 34.54		
		3 MARTINEZ JURADO RUBEN	1988	150 1:33.80 29.15		
		4 ARACIL HERRERO MARC	1989	200 1:59.47 25.67		
19	00137	<b>C.N. CIUDAD ALTA</b>	CIUALTA		60,0	1:59.56
		1 JORGE CRUZ MIGUEL ANGEL	1988	50 30.84 30.84		
		2 SANTANA LOPEZ YOSIAS	1989	100 1:05.56 34.72		
		3 MACIUNIAK BARTL IVAN	1989	150 1:33.94 28.38		
		4 RODRIGUEZ MONTESDEOCA KEVIN	1989	200 1:59.56 25.62		
20	00157	<b>C.N.GIMN. VALLADOLID</b>	GIMVALL		58,0	2:01.14
		1 SUAREZ CANCELO CARLOS	1988	50 30.42 30.42		
		2 GARCIA MARTINEZ JORGE A.	1988	100 1:05.65 35.23		
		3 GUTIERREZ CALVO GONZALO	1988	150 1:34.75 29.10		
		4 VICO ABAD JOSE	1988	200 2:01.14 26.39		

RT: RETIRADO DES: DESCALIFICADO MMN: M.M. Nac. (Para Edades)  
 NP: NO PRESENTADO BAJ: BAJA RE: Record Pais





RESULTADOS

17 - 4x50 ESTILOS MASCULINO



VI COPA DE ESPAÑA CLUBES INFANTIL, 27 Y 28 DE MARZO DE 2004

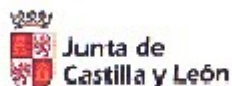
VALLADOLID

Datos técnicos: Piscina de 25 m., Cronometraje Electrónico

27/03/2004

RK	Club	Nombre	Club		Pts.	Resultado
21	00003	<b>C.N.CIUDAD DE OVIEDO</b>	NOVIEDO		56,0	2:01.60
		1 VAZQUEZ LUEJE JULIAN	1988	50 33.04 33.04		
		2 GARCIA SUAREZ JOSE A.	1989	100 1:06.72 33.68		
		3 FERNANDEZ FERNANDEZ JOSE M.	1988	150 1:35.26 28.54		
		4 SUAREZ FELGUEROSO EFREN	1989	200 2:01.60 26.34		
22	00106	<b>C.N. MATARO</b>	MATARO		54,0	2:02.04
		1 CORDOBA NAVARRO YERAI	1988	50 31.37 31.37		
		2 SADURNI FIGUERES MARC	1988	100 1:04.68 33.31		
		3 MORAN BRANZUELO MARC	1988	150 1:35.69 31.01		
		4 VALLS SEBASTIAN ALBERT	1988	200 2:02.04 26.35		
23	00056	<b>CN.PALMA DE MALLORCA</b>	CNPALMA		52,0	2:03.88
		1 ZARCO NAHARRO RUBEN	1988	50 31.66 31.66		
		2 REBASSA GIMENEZ JOAN	1988	100 1:06.85 35.19		
		3 RICO DEL CAMPO MANUEL	1989	150 1:36.67 29.82		
		4 RODRIGUEZ PULIDO JUAN LUIS	1989	200 2:03.88 27.21		
	00136	<b>E.M. EL OLIVAR</b>	MOLIVAR		0,0	DES
		1 REQUENO SOLER CARLOS	1988	50 27.98 27.98		
		2 SORO ARROYO MARIO	1989			
		3 HORCAS HERRERA ALEJANDRO	1989			
		4 GARCIA BAJO MIGUEL	1988			

RT: RETIRADO DES: DESCALIFICADO MMN: M.M. Nac. (Para Edades)  
NP: NO PRESENTADO BAJ: BAJA RE: Record Pais





**RESULTADOS**

**18 - 4x50 ESTILOS FEMENINO**



**VI COPA DE ESPAÑA CLUBES INFANTIL, 27 Y 28 DE MARZO DE 2004**

**VALLADOLID**

Datos técnicos: Piscina de 25 m., Cronometraje Electrónico

**27/03/2004**

RK	Club	Nombre	Club		Pts.	Resultado
1	00058	<b>C.N. SABADELL</b>	SABADEL		102,0	2:07.78
		1 GALA GARCIA RAQUEL MARIA	1990	50' - - 32.50'		
						32.50'
		2 MARTINEZ BLAZQUEZ MIRIAM	1990	100' - - 1:08.17'		
						35.67'
		3 MARTINEZ PEREZ SANDRA	1990	150' - - 1:38.81'		
						30.64'
		4 GOMEZ RAMON ANAIS	1990	200' - - 2:07.78'		
						28.97'
2	00057	<b>C.N. TERRASSA</b>	TARRASA		96,0	2:09.91
		1 CRISTOBAL COPPULO GEMMA	1991	50' - - 32.89'		
						32.89'
		2 ALVAREZ JURADO JESSICA	1990	100' - - 1:09.80'		
						36.91'
		3 CAMPO CASAJUS CARLA	1991	150' - - 1:40.59'		
						30.79'
		4 MECA MORA ESTHER	1990	200' - - 2:09.91'		
						29.32'
3	00062	<b>C.N. CATALUNYA</b>	CATALUN		92,0	2:11.04
		1 COBO TUSET NADIA	1990	50' - - 33.09'		
						33.09'
		2 MEDINA RIEDER CRISTINA	1990	100' - - 1:09.80'		
						36.71'
		3 RIBERA LLEONART ANDREA	1991	150' - - 1:41.98'		
						32.18'
		4 VIZCAINO BADIA BERTA	1990	200' - - 2:11.04'		
						29.06'
4	00602	<b>C.D.U. GRANADA</b>	UNIVGRA		90,0	2:11.78
		1 GALLEGOS RODRIGUEZ LAURA	1990	50' - - 33.98'		
						33.98'
		2 GARCIA VALVERDE MARTA	1991	100' - - 1:10.93'		
						36.95'
		3 SANCHEZ JEREZ CLARA	1990	150' - - 1:41.97'		
						31.04'
		4 SERVILLERA TORRES MIRIAM	1990	200' - - 2:11.78'		
						29.81'
5	00135	<b>C.N. SANTA OLAYA</b>	S.OLAYA		88,0	2:12.24
		1 BUENO MEANA PATRICIA	1990	50' - - 34.35'		
						34.35'
		2 COLINO VILLAZON CORAL	1991	100' - - 1:10.96'		
						36.61'
		3 BARTOLOME FERNANDEZ PAULA	1990	150' - - 1:42.70'		
						31.74'
		4 RANCAÑO BENITEZ ALDANA	1990	200' - - 2:12.24'		
						29.54'

RT: RETIRADO DES: DESCALIFICADO MMN: M.M. Nac. (Para Edades)  
 NP: NO PRESENTADO BAJ: BAJA RE: Record Pais



Junta de Castilla y León

Caja España







RESULTADOS

18 - 4x50 ESTILOS FEMENINO



VI COPA DE ESPAÑA CLUBES INFANTIL, 27 Y 28 DE MARZO DE 2004

VALLADOLID

Datos técnicos: Piscina de 25 m., Cronometraje Electrónico

27/03/2004

RK	Club	Nombre	Club		Pts.	Resultado
6	00157	<b>C.N.GIMN. VALLADOLID</b>	GIMVALL		86,0	2:12.54
	1	SOTO MARFULL BLANCA	1990	50 31.73 31.73		
	2	PEREZ FERNANDEZ DE CORDOB A.	1991	100 1:09.46 37.73		
	3	HIDALHO LARIZ LETICIA	1990	150 1:42.98 33.52		
	4	BALLESTEROS NIETO DANIELA	1990	200 2:12.54 29.56		
7	00051	<b>C.N. BARCELONA</b>	C.N.B.		84,0	2:12.76
	1	SAEZ QUINTANAL MARTA	1991	50 33.30 33.30		
	2	ESTELLER SOTES IRIA	1990	100 1:07.91 34.61		
	3	RIBAS OLIVA SILVIA	1990	150 1:41.98 34.07		
	4	RODRIGUEZ LOPEZ MONTSERRAT	1990	200 2:12.76 30.78		
8	00250	<b>C.N. VIC-ETB</b>	VIC-ETB		82,0	2:13.17
	1	GONZALEZ CRIVILLERS NEUS	1991	50 33.46 33.46		
	2	NOVELLAS COMA JUDIT	1990	100 1:08.79 35.33		
	3	VILAMITJANA SADURNI OLGA	1990	150 1:40.96 32.17		
	4	ABARCA CIRERA ELISENDA	1990	200 2:13.17 32.21		
9	00784	<b>C.N. GALAICO</b>	GALAICO		80,0	2:14.21
	1	BARROS GARCÍA ARANTXA	1990	50 34.89 34.89		
	2	CRESPO GONZALEZ MIRIAM	1990	100 1:10.85 35.96		
	3	ARIAS GARCIA UXIA	1991	150 1:43.79 32.94		
	4	VILARIÑO GARCÍA XENIA	1991	200 2:14.21 30.42		
10	00848	<b>C.N. LA SALLE-PALMA</b>	SALLE-P		78,0	2:14.26
	1	MARTI CRESPI INES	1991	50 35.47 35.47		
	2	GAMEZ HORNOS ELENA	1991	100 1:12.79 37.32		
	3	MORENO REDONDO ANTEA	1991	150 1:45.58 32.79		
	4	BLEDA MARTIN Mª DEL CARMEN	1990	200 2:14.26 28.68		

RT: RETIRADO DES: DESCALIFICADO MMN: M.M. Nac. (Para Edades)  
 NP: NO PRESENTADO BAJ: BAJA RE: Record Pais





## VI COPA DE ESPAÑA CLUBES INFANTIL, 27 Y 28 DE MARZO DE 2004

VALLADOLID

Datos técnicos: Piscina de 25 m., Cronometraje Electrónico

27/03/2004

RK	Club	Nombre	Club		Pts.	Resultado
11	00186	<b>C.N. CORUÑA</b>	NCORUÑA		76,0	2:15.39
	1	CARBALLO REY LARA	1991	50 34.59 34.59		
	2	BARJA MARTINEZ SARA	1990	100 1:11.81 37.22		
	3	MARTINEZ COUTO CAROLINA	1990	150 1:45.93 34.12		
	4	PAMPIN SAAVEDRA CARLOTA	1990	200 2:15.39 29.46		
12	00826	<b>C.D. COVIBAR</b>	COVIBAR		74,0	2:15.59
	1	NUÑEZ SORIANO CARLA	1991	50 34.95 34.95		
	2	HERNANDEZ MARTIN MONICA	1991	100 1:13.42 38.47		
	3	PEREZ DE BLAS LAURA	1990	150 1:45.91 32.49		
	4	SANTOS MOLINERO CAROLINA	1990	200 2:15.59 29.68		
13	00060	<b>C.N. LAS PALMAS</b>	LPALMAS		71,0	2:15.63
	1	FERNANDEZ TONOGAMI CRISTINA	1991	50 35.07 35.07		
	2	ORTEGA PEREZ NEITH	1990	100 1:13.71 38.64		
	3	GUERRA GONZALEZ IRIS MARIA	1990	150 1:45.57 31.86		
	4	GARCIA HERNANDEZ SONIA	1991	200 2:15.63 30.06		
13	00061	<b>C.N. SANT ANDREU</b>	SANDREU		71,0	2:15.63
	1	RODRIGUEZ DESCALZO IRIS	1991	50 34.30 34.30		
	2	MARTINEZ DE DIEGO PATRICIA	1990	100 1:13.29 38.99		
	3	MARI HUERTA ANDREA	1990	150 1:44.61 31.32		
	4	MARTINEZ ROCA MIRIAM	1991	200 2:15.63 31.02		
15	00136	<b>E.M. EL OLIVAR</b>	MOLIVAR		68,0	2:15.92
	1	GONZALEZ ESPRESATI DE PAU P.	1990	50 34.82 34.82		
	2	HIJAR JIMENEZ MARIA	1990	100 1:12.56 37.74		
	3	MORANDO PEREZ MARTA	1991	150 1:45.35 32.79		
	4	ALBERO RUIZ BLANCA	1990	200 2:15.92 30.57		

RT: RETIRADO  
NP: NO PRESENTADODES: DESCALIFICADO  
BAJ: BAJAMMN: M.M. Nac. (Para Edades)  
RE: Record Pais



VI COPA DE ESPAÑA CLUBES INFANTIL, 27 Y 28 DE MARZO DE 2004

VALLADOLID

Datos técnicos: Piscina de 25 m., Cronometraje Electrónico

27/03/2004

RK	Club	Nombre	Club		Pts.	Resultado
16	00069	<b>C.N. HOSPITALET</b>	HOSPITA		66,0	2:16.06
		1 JIMENEZ MAMANI ANABEL	1990	50 35.70 35.70		
		2 LUQUE ABELAN CARLA	1991	100 1:14.78 39.08		
		3 BELMONTE GARCIA MIREIA	1990	150 1:45.43 30.65		
		4 GARCIA RODENAS ANNA	1990	200 2:16.06 30.63		
17	00054	<b>C.N. METROPOLE</b>	METPOLE		64,0	2:16.07
		1 NALDA GONZALEZ MARIA	1990	50 34.30 34.30		
		2 ROMERO GARCIA IRIA	1990	100 1:11.49 37.19		
		3 GEBAUER CAMPOS MARIA	1991	150 1:44.84 33.35		
		4 MARTIN ROMAN LORENA	1991	200 2:16.07 31.23		
18	00106	<b>C.N. MATARO</b>	MATARO		62,0	2:16.15
		1 SERRAS ROBERT MARTA	1991	50 34.42 34.42		
		2 ILLA FONT IRENE	1990	100 1:13.69 39.27		
		3 SAINZ AIZPURUA ANE	1990	150 1:46.41 32.72		
		4 CORDOBA NAVARRO SARA	1990	200 2:16.15 29.74		
19	00099	<b>C.N. GRANOLLERS</b>	GRANOLL		60,0	2:16.29
		1 LLOBET COLOMER ROCIO	1991	50 34.01 34.01		
		2 VERGES BUESO MARTA	1990	100 1:12.30 38.29		
		3 HUMEDAS GONZALEZ LAIA	1990	150 1:46.18 33.88		
		4 RABASSA BLANCO NURIA	1990	200 2:16.29 30.11		
20	00003	<b>C.N.CIUDAD DE OVIEDO</b>	NOVIEDO		58,0	2:16.89
		1 TRAPIELLO ALVAREZ EITA	1990	50 34.41 34.41		
		2 CHAN DIEZ TSU-YEN	1990	100 1:14.34 39.93		
		3 CORTES FERNANDEZ MARIA	1990	150 1:46.43 32.09		
		4 FONSECA VILLA SUSANA	1990	200 2:16.89 30.46		

RT: RETIRADO DES: DESCALIFICADO MMN: M.M. Nac. (Para Edades)  
 NP: NO PRESENTADO BAJ: BAJA RE: Record Pais



Junta de Castilla y León

Caja España





VI COPA DE ESPAÑA CLUBES INFANTIL, 27 Y 28 DE MARZO DE 2004

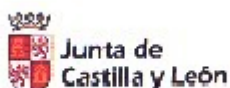
VALLADOLID

Datos técnicos: Piscina de 25 m., Cronometraje Electrónico

27/03/2004

RK	Club	Nombre	Club		Pts.	Resultado
21	00076	<b>C.E. MEDITERRANI</b>	MEDITER		56,0	2:17.32
	1	CAMPA RIERA MARIONA	1991	50 35.44 35.44		
	2	DIAGO MIRAVET ANNA	1990	100 1:12.91 37.47		
	3	LLORCA ROY DIANA	1991	150 1:46.09 33.18		
	4	BENITEZ GRACIA LAURA	1991	200 2:17.32 31.23		
22	00877	<b>C.N. VOLTOR BALEAR</b>	CVOLTOR		54,0	2:17.72
	1	QUETGLAS QUINTERO DAVINIA	1991	50 34.12 34.12		
	2	MARQUES LOCKITT CAROLINA	1990	100 1:10.19 36.07		
	3	FERNANDEZ PALACIOS ADA	1990	150 1:44.02 33.83		
	4	MOYA PELLICER Mª VICTORIA	1991	200 2:17.72 33.70		
23	00553	<b>C.N. ELCHE</b>	CNELCHE		52,0	2:17.95
	1	AGULLO GONZALVEZ ALBA	1990	50 34.60 34.60		
	2	FAJARDO MARTINEZ ANDREA	1991	100 1:14.02 39.42		
	3	ALONSO RIVERA MARIA ANGELES	1990	150 1:47.61 33.59		
	4	CAMPELLO LIDON LIDIA	1991	200 2:17.95 30.34		
24	00460	<b>P. SAN AGUSTIN</b>	APSAGUS		50,0	2:18.14
	1	VILLUENDAS BAZAN LETICIA	1991	50 36.10 36.10		
	2	AZNAR GALVE LORENA	1991	100 1:14.04 37.94		
	3	BALAGUER CALVO ANDREA	1990	150 1:47.15 33.11		
	4	FERRER GAMERO ALBA	1991	200 2:18.14 30.99		

RT: RETIRADO DES: DESCALIFICADO MMN: M.M. Nac. (Para Edades)  
 NP: NO PRESENTADO BAJ: BAJA RE: Record Pais





VI COPA DE ESPAÑA CLUBES INFANTIL, 27 Y 28 DE MARZO DE 2004

VALLADOLID

Datos técnicos: Piscina de 25 m., Cronometraje Electrónico

INFATIL

Rank.	Club	Pts.
1	C.N. SABADELL	687,0
2	REAL CANOE N.C.	679,0
3	C.N. CATALUNYA	637,0
4	C.N. SANTA OLAYA	631,0
5	CST-CST COSTA AZAHAR	608,0
6	C.N. METROPOLE	589,0
7	A.D.N. VISTA ALEGRE	531,0
8	C.N.GIMN. VALLADOLID	525,0
9	C.N. CASTILLA-BURGOS	479,0
10	CN.MARLINS MORATALAZ	474,5
11	A.D. SARABRIS	472,5
12	C.N. TERRASSA	468,5
13	E.M. EL OLIVAR	466,5
14	STADIUM VENECIA	451,0
15	C.N. GALAICO	445,0
16	C.N. SANT ANDREU	436,0
17	C.N. HOSPITALET	424,5
18	C.E. MEDITERRANI	423,0
19	CN.PALMA DE MALLORCA	416,0
19	C.N. ELCHE	416,0
21	C.N. CIUDAD ALTA	378,0
22	C.N. CIUDAD REAL	374,5
23	C.N.CIUDAD DE OVIEDO	373,0
24	C.N. MATARO	304,0



VI COPA DE ESPAÑA CLUBES INFANTIL, 27 Y 28 DE MARZO DE 2004

VALLADOLID

Datos técnicos: Piscina de 25 m., Cronometraje Electrónico

INFANTIL

Rank.	Club	Pts.
1	C.N. SABADELL	817,0
2	C.N. CATALUNYA	706,0
3	C.N. SANTA OLAYA	636,5
4	C.N. SANT ANDREU	596,0
5	C.N. MATARO	577,0
6	C.N. TERRASSA	565,0
7	C.N. LA SALLE-PALMA	564,0
8	C.D.U. GRANADA	555,5
9	C.N. CORUÑA	554,5
10	C.N.GIMN. VALLADOLID	515,0
11	C.N.CIUDAD DE OVIEDO	509,0
12	C.N. GALAICO	467,0
13	C.N. VIC-ETB	448,0
14	E.M. EL OLIVAR	439,0
15	C.N. LAS PALMAS	437,5
16	C.N. HOSPITALET	419,0
17	C.N. GRANOLLERS	402,0
18	C.D. COVIBAR	400,5
19	C.E. MEDITERRANI	383,0
20	C.N. BARCELONA	378,0
21	C.N. METROPOLE	371,0
22	C.N. ELCHE	358,0
23	P. SAN AGUSTIN	353,5
24	C.N. VOLTOR BALEAR	314,0



RESULTADOS

19 - 200 m. MARIPOSA MASCULINO



VI COPA DE ESPAÑA CLUBES INFANTIL, 27 Y 28 DE MARZO DE 2004

VALLADOLID

Datos técnicos: Piscina de 25 m., Cronometraje Electrónico

28/03/2004

MMN.15		2:06.83	AGUILAR XAVIER		ESTOCOLOMO				03/04/1988	
MMN.16		2:03.19	BALLESTER RUBERT JOSE LUIS		PALMA M.				23/02/1985	
RK	Licencia	Nombre	Año	Club	50	100	150	200	Pts.	Resultado
1	072991108	LASANTA RICA DAVID	1988	STVENEK	30.16	1:03.18	1:36.79	2:11.37	51,0	2:11.37
2	012339329	ALONSO TELLEZ JOSE ANTONIO	1988	SARABRI	29.55	1:02.93	1:38.09	2:14.01	48,0	2:14.01
3	053553200	SAN MILLAN ALVAREZ DAVID	1988	S.OLAYA	31.10	1:05.38	1:40.25	2:16.03	46,0	2:16.03
4	072984086	REQUENO SOLER CARLOS	1988	MOLIVAR	30.38	1:04.59	1:39.81	2:16.17	45,0	2:16.17
5	071284794	REY RENEDO ALBERTO	1988	CASTILB	30.76	1:05.75	1:40.57	2:17.05	44,0	2:17.05
6	074373014	VIVES GOMIS CARLOS	1988	CNELCHE	30.26	1:05.85	1:42.60	2:17.15	43,0	2:17.15
7	020485033	BENAGES SIMO VICTOR	1988	CAZAHAR	30.58	1:05.67	1:41.41	2:17.31	42,0	2:17.31
8	047645418	SOTO BOTEY NELSON	1988	CATALUN	31.12	1:06.01	1:41.14	2:17.52	41,0	2:17.52
9	005708671	BALLESTEROS MORA DAVID	1989	CIUREAL	30.28	1:04.71	1:39.91	2:18.21	40,0	2:18.21
10	047181358	MARTINEZ OTERO RUBEN	1989	SABADEL	31.20	1:06.37	1:42.37	2:18.46	39,0	2:18.46
11	071140483	GARCIA MARTINEZ JORGE A.	1988	GIMVALL	30.18	1:04.58	1:41.39	2:19.56	38,0	2:19.56
12	044984378	COSTA RUIZ RAUL	1988	SABADEL	30.75	1:05.75	1:42.30	2:19.62	37,0	2:19.62
13	035575932	PORTELA ÁLVAREZ IAGO	1988	GALAICO	31.50	1:07.06	1:43.85	2:20.54	36,0	2:20.54
14	042217232	BELINCHON BEUN PEDRO	1988	METPOLE	30.53	1:06.31	1:43.31	2:20.67	35,0	2:20.67
15	047942506	PEDREÑO FERNANDEZ DAVID	1989	CATALUN	31.53	1:06.91	1:43.13	2:21.17	34,0	2:21.17
16	071148047	GUTIERREZ CALVO GONZALO	1988	GIMVALL	31.19	1:06.85	1:44.43	2:22.82	33,0	2:22.82
17	050901308	PERDIGUERO AGUILERA PABLO	1988	MARLINS	30.91	1:06.62	1:44.26	2:22.85	32,0	2:22.85
18	020483933	MEDALL MELIA ROBERT	1988	CAZAHAR	30.20	1:05.76	1:43.07	2:24.39	31,0	2:24.39
19	045493347	PASCUAL MERINO ALEIX	1988	TARRASA	32.15	1:08.57	1:46.81	2:25.04	30,0	2:25.04
20	043170516	RICO DEL CAMPO MANUEL	1989	CNPALMA	32.32	1:09.29	1:46.80	2:25.26	29,0	2:25.26
21	046975489	MARTINEZ JURADO RUBEN	1988	HOSPITA	31.72	1:08.50	1:46.53	2:25.45	28,0	2:25.45
22	038838610	CORDOBA NAVARRO YERAI	1988	MATARO	32.13	1:09.26	1:46.93	2:26.30	27,0	2:26.30
23	044732569	RODRIGUEZ MONTESDEOCA KEVIN	1989	CIUALTA	30.75	1:07.30	1:46.23	2:26.39	26,0	2:26.39
24	053553136	MUÑOZ SANCHEZ ELIAS	1988	S.OLAYA	32.64	1:08.92	1:47.53	2:26.86	25,0	2:26.86

RT: RETIRADO DES: DESCALIFICADO MMN: M.M. Nac. (Para Edades)  
 NP: NO PRESENTADO BAJ: BAJA RE: Record Pais

MSL SW.RESULTADOS\_PRUEBA.19-2 Información correcta a 11:23:25 28/03/2004

SPORTREC Sistemas de Información, MSL Software - www.msl.es



Junta de Castilla y León

Caja España





RESULTADOS

19 - 200 m. MARIPOSA MASCULINO



VI COPA DE ESPAÑA CLUBES INFANTIL, 27 Y 28 DE MARZO DE 2004

VALLADOLID  
28/03/2004

Datos técnicos: Piscina de 25 m., Cronometraje Electrónico

MMN.15		2:06.83	AGUILAR XAVIER		ESTOCOLOMO		03/04/1988							
MMN.16		2:03.19	BALLESTER RUBERT JOSE LUIS		PALMA M.		23/02/1985							
RK	Licencia	Nombre	Año	Club					Pts.	Resultado				
25	034690286	MACIUNIAK BARTL IVAN	1989	CIUALTA	50	30.64	100	1:07.11	150	1:46.73	200	2:27.27	24,0	2:27.27
						30.64		36.47		39.62		40.54		
26	050287455	FERNANDEZ GIMENEZ PABLO	1989	CANOENC	50	31.91	100	1:08.68	150	1:47.90	200	2:29.06	23,0	2:29.06
						31.91		36.77		39.22		41.16		
27	076922055	HORCAS HERRERA ALEJANDRO	1989	MOLIVAR	50	31.78	100	1:09.19	150	1:48.56	200	2:29.41	22,0	2:29.41
						31.78		37.41		39.37		40.85		
28	099076176	CABALLERO PIMENTEL RUBEN	1989	HOSPITA	50	32.23	100	1:10.13	150	1:49.69	200	2:30.02	21,0	2:30.02
						32.23		37.90		39.56		40.33		
29	071291666	RUIZ MINGUEZ DANIEL	1988	CASTILB	50	31.90	100	1:09.05	150	1:49.09	200	2:30.07	20,0	2:30.07
						31.90		37.15		40.04		40.98		
30	043557753	PERALTA SABATE MARC	1988	SANDREU	50	32.38	100	1:09.47	150	1:49.28	200	2:30.30	19,0	2:30.30
						32.38		37.09		39.81		41.02		
31	003863851	MAGGIORANI BRACAMONTE J.A.	1988	CANOENC	50	32.04	100	1:08.45	150	1:48.16	200	2:30.43	18,0	2:30.43
						32.04		36.41		39.71		42.27		
32	046990908	PERARNAU HURTADO ALBERT	1988	MEDITER	50	32.99	100	1:10.92	150	1:50.63	200	2:32.85	17,0	2:32.85
						32.99		37.93		39.71		42.22		
33	071655844	VAZQUEZ LUEJE JULIAN	1988	NOVIEDO	50	31.67	100	1:10.10	150	1:51.57	200	2:33.49	16,0	2:33.49
						31.67		38.43		41.47		41.92		
34	038856211	VALLEJO VAZQUEZ EMILIO	1988	MATARO	50	34.60	100	1:13.67	150	1:54.33	200	2:33.69	15,0	2:33.69
						34.60		39.07		40.66		39.36		
35	030976840	GARIJO DE LA FUENTE ALVARO	1988	VALEGRE	50	33.01	100	1:11.22	150	1:52.52	200	2:34.69	14,0	2:34.69
						33.01		38.21		41.30		42.17		
36	044745604	MARTINEZ PELLON ALEJANDRO	1989	METPOLE	50	31.47	100	1:07.80	150	1:49.24	200	2:35.61	13,0	2:35.61
						31.47		36.33		41.44		46.37		
37	074241001	VAZQUEZ MUÑOZ JUAN MANUEL	1988	CNELCHE	50	33.52	100	1:12.36	150	1:54.16	200	2:36.66	12,0	2:36.66
						33.52		38.84		41.80		42.50		
38	077411963	VIDAL VIDAL MANUEL	1989	GALAICO	50	35.84	100	1:16.95	150	1:58.27	200	2:37.53	11,0	2:37.53
						35.84		41.11		41.32		39.26		
39	047942547	FRIAS LLORET CARLOS	1989	MEDITER	50	34.97	100	1:14.20	150	1:55.73	200	2:38.45	10,0	2:38.45
						34.97		39.23		41.53		42.72		
40	043560680	VALLS CASTAÑO ERIK	1988	CNPALMA	50	33.59	100	1:13.16	150	1:55.73	200	2:39.05	9,0	2:39.05
						33.59		39.57		42.57		43.32		
41	071661781	PERALTA ALVAREZ JOSE L.	1988	NOVIEDO	50	33.02	100	1:12.22	150	1:54.93	200	2:40.47	8,0	2:40.47
						33.02		39.20		42.71		45.54		
42	044917269	CORRALES BAYON IVAN	1988	SARABRI	50	33.73	100	1:12.23	150	1:54.86	200	2:41.48	7,0	2:41.48
						33.73		38.50		42.63		46.62		
43	002642507	SANCHEZ DE SANTIAGO MARIO	1988	MARLINS	50	34.66	100	1:15.60	150	1:59.91	200	2:45.06	6,0	2:45.06
						34.66		40.94		44.31		45.15		
44	005707270	GARCÍA MARTINEZ DAVID	1989	CIUREAL	50	34.65	100	1:14.94	150	1:59.06	200	2:46.60	5,0	2:46.60
						34.65		40.29		44.12		47.54		
	076971346	ALEGRE BAILO SERGIO	1988	STVENEC									0,0	DES
	030993787	GOMEZ BELMONTE JAVIER	1988	VALEGRE									0,0	BAJ

RT: RETIRADO DES: DESCALIFICADO MMN: M.M. Nac. (Para Edades)  
NP: NO PRESENTADO BAJ: BAJA RE: Record Pais

MSL SW.RESULTADOS\_PRUEBA.19-2 Información correcta a 11:23:25 28/03/2004

SPORTREC Sistemas de Información, MSL Software - www.msl.es



Junta de Castilla y León

Caja España







RESULTADOS

20 - 200 m. MARIPOSA FEMENINO



VI COPA DE ESPAÑA CLUBES INFANTIL, 27 Y 28 DE MARZO DE 2004

VALLADOLID

Datos técnicos: Piscina de 25 m., Cronometraje Electrónico

28/03/2004

MMN.13		2:20.61	VIVES MOYA ROSER			PALMA M.		10/05/1997		
MMN.14		2:16.34	PELAEZ NAVARRETE MARIA			AMBERES (BEL)		02/08/1991		
RK	Licencia	Nombre	Año	Club	50	100	150	200	Pts.	Resultado
1	043540480	BELMONTE GARCIA MIREIA	1990	HOSPITA	32.27	1:08.91	1:46.45	2:23.20	51,0	2:23.20
2	099071944	CAMPO CASAJUS CARLA	1991	TARRASA	33.22	1:09.74	1:47.21	2:25.08	48,0	2:25.08
3	047179296	GALA GARCIA RAQUEL MARIA	1990	SABADEL	32.76	1:09.27	1:48.35	2:29.03	46,0	2:29.03
4	099070467	MARI HUERTA ANDREA	1990	SANDREU	33.61	1:11.68	1:50.96	2:31.59	45,0	2:31.59
5	053556038	BARTOLOME FERNANDEZ PAULA	1990	S.OLAYA	33.78	1:12.36	1:52.02	2:32.91	44,0	2:32.91
6	076421309	SANCHEZ JEREZ CLARA	1990	UNIVGRA	33.80	1:13.39	1:55.05	2:36.21	43,0	2:36.21
7	047724365	SAEZ QUINTANAL MARTA	1991	C.N.B.	34.48	1:14.81	1:56.54	2:38.08	42,0	2:38.08
8	047924254	RIBERA LLEONART ANDREA	1991	CATALUN	34.23	1:13.99	1:56.07	2:38.10	40,5	2:38.10
8	046977446	LLORCA ROY DIANA	1991	MEDITER	34.93	1:14.19	1:56.35	2:38.10	40,5	2:38.10
10	046067976	JURADO LAGUNA ANDREA	1990	SANDREU	36.01	1:15.65	1:56.18	2:38.71	39,0	2:38.71
11	047178842	MARTINEZ PEREZ SANDRA	1990	SABADEL	32.76	1:09.85	1:53.92	2:38.75	38,0	2:38.75
12	043171708	MORENO REDONDO ANTEA	1991	SALLE-P	35.16	1:15.48	1:58.74	2:39.66	37,0	2:39.66
13	047877236	OLIVA RUIZ LAIA	1990	CATALUN	35.87	1:16.07	1:58.29	2:40.00	36,0	2:40.00
14	099071116	VILAMITJANA SADURNI OLGA	1990	VIC-ETB	34.32	1:13.91	1:56.94	2:40.23	35,0	2:40.23
15	043171296	QUETGLAS QUINTERO DAVINIA	1991	CVOLTOR	35.84	1:16.70	1:58.91	2:40.72	34,0	2:40.72
16	076971919	MORANDO PEREZ MARTA	1991	MOLIVAR	36.77	1:18.50	2:01.90	2:43.19	33,0	2:43.19
17	043170547	HERNANDEZ AMOROS CRISTINA	1990	SALLE-P	36.00	1:17.25	2:00.10	2:43.28	32,0	2:43.28
18	050884187	DUEÑAS PINO ELENA	1990	COVIBAR	36.72	1:18.58	2:01.64	2:44.28	31,0	2:44.28
19	038872354	NIETO AGIS MIRIAM	1991	MATARO	37.58	1:19.64	2:02.93	2:44.56	30,0	2:44.56
20	046997188	ARMENGOL RUIZ CRISTINA	1991	MEDITER	36.59	1:18.52	2:01.03	2:44.70	29,0	2:44.70
21	038851444	CORDOBA NAVARRO SARA	1990	MATARO	36.07	1:17.91	2:01.45	2:44.77	28,0	2:44.77
22	050890924	PEREZ DE BLAS LAURA	1990	COVIBAR	35.86	1:18.03	2:01.58	2:45.42	27,0	2:45.42
23	043293536	FERNANDEZ TONOGAMI CRISTINA	1991	LPALMAS	38.44	1:20.70	2:03.44	2:45.73	26,0	2:45.73
24	077420795	VILARIÑO GARCÍA XENIA	1991	GALAICO	37.56	1:19.40	2:03.16	2:46.06	25,0	2:46.06

RT: RETIRADO DES: DESCALIFICADO MMN: M.M. Nac. (Para Edades)  
 NP: NO PRESENTADO BAJ: BAJA RE: Record Pais

MSL SW.RESULTADOS\_PRUEBA.20-2 Información correcta a 11:24:24 28/03/2004

SPORTEC Sistemas de Información, MSL Software - www.msl.es



Junta de Castilla y León

Caja España





RESULTADOS

20 - 200 m. MARIPOSA FEMENINO



VI COPA DE ESPAÑA CLUBES INFANTIL, 27 Y 28 DE MARZO DE 2004

VALLADOLID

Datos técnicos: Piscina de 25 m., Cronometraje Electrónico

28/03/2004

MMN.13		2:20.61	VIVES MOYA ROSER				PALMA M.				10/05/1997			
MMN.14		2:16.34	PELAEZ NAVARRETE MARIA				AMBERES (BEL)				02/08/1991			
RK	Licencia	Nombre	Año	Club							Pts.	Resultado		
25	029134356	FERRER GAMERO ALBA	1991	APSAGUS	50	36.73	100	1:18.01	150	2:01.39	200	2:46.14	24,0	2:46.14
						36.73		41.28		43.38		44.75		
26	071154597	HIDALHO LARIZ LETICIA	1990	GIMVALL	50	35.64	100	1:18.05	150	2:02.57	200	2:46.65	23,0	2:46.65
						35.64		42.41		44.52		44.08		
27	044740086	GEBAUER CAMPOS MARIA	1991	METPOLE	50	36.21	100	1:18.49	150	2:02.70	200	2:47.59	22,0	2:47.59
						36.21		42.28		44.21		44.89		
28	053611088	ARIAS GARCIA UXIA	1991	GALAICO	50	36.58	100	1:18.70	150	2:02.72	200	2:47.61	21,0	2:47.61
						36.58		42.12		44.02		44.89		
29	043181998	FERNANDEZ PALACIOS ADA	1990	CVOLTOR	50	37.49	100	1:21.25	150	2:06.10	200	2:48.64	20,0	2:48.64
						37.49		43.76		44.85		42.54		
30	047384985	MARTINEZ COUTO CAROLINA	1990	NCORUÑA	50	38.01	100	1:19.97	150	2:03.84	200	2:49.62	19,0	2:49.62
						38.01		41.96		43.87		45.78		
31	047815936	SERRA VILAR BERTA	1991	GRANOLL	50	37.30	100	1:19.64	150	2:04.84	200	2:49.81	18,0	2:49.81
						37.30		42.34		45.20		44.97		
32	014268705	RIBAS OLIVA SILVIA	1990	C.N.B.	50	38.18	100	1:20.54	150	2:05.34	200	2:50.18	17,0	2:50.18
						38.18		42.36		44.80		44.84		
33	044732868	SOCAS HERNANDEZ LAURA	1991	LPALMAS	50	38.61	100	1:22.13	150	2:06.44	200	2:50.55	16,0	2:50.55
						38.61		43.52		44.31		44.11		
34	012418892	RODRIGUEZ GARCIA MARIA ANGELES	1990	GIMVALL	50	37.37	100	1:21.64	150	2:06.41	200	2:50.99	15,0	2:50.99
						37.37		44.27		44.77		44.58		
35	076971670	CALZON MAJARENA AINHOA	1990	APSAGUS	50	36.81	100	1:18.95	150	2:04.17	200	2:51.26	14,0	2:51.26
						36.81		42.14		45.22		47.09		
36	071666113	TRAPIELLO ALVAREZ EITA	1990	NOVIEDO	50	37.03	100	1:20.37	150	2:05.99	200	2:52.87	13,0	2:52.87
						37.03		43.34		45.62		46.88		
37	071658481	DIAZ LOSAS HELENA	1990	NOVIEDO	50	38.22	100	1:21.89	150	2:07.61	200	2:53.21	12,0	2:53.21
						38.22		43.67		45.72		45.60		
38	075486079	HERRERA LOZANO SARA	1990	UNIVGRA	50	37.04	100	1:20.09	150	2:06.66	200	2:54.92	11,0	2:54.92
						37.04		43.05		46.57		48.26		
39	025190861	GARCIA GIMENO Mª NIEVES	1991	MOLIVAR	50	39.35	100	1:24.05	150	2:09.69	200	2:55.34	10,0	2:55.34
						39.35		44.70		45.64		45.65		
40	074370248	JIMENEZ CABORNERO SANDRA	1990	CNELCHE	50	37.99	100	1:23.09	150	2:09.41	200	2:56.85	9,0	2:56.85
						37.99		45.10		46.32		47.44		
41	047402532	TORO PRIETO-PUGA SOFIA	1990	NCORUÑA	50	38.12	100	1:21.21	150	2:08.09	200	2:57.34	8,0	2:57.34
						38.12		43.09		46.88		49.25		
42	074371769	PASTOR SANCHEZ GEMA	1991	CNELCHE	50	38.40	100	1:22.92	150	2:09.94	200	2:58.77	7,0	2:58.77
						38.40		44.52		47.02		48.83		
43	053555892	GONZALEZ GARCIA MAYA	1990	S.OLAYA	50	36.65	100	1:21.11	150	2:09.39	200	2:58.90	6,0	2:58.90
						36.65		44.46		48.28		49.51		
44	046452614	MERA RODRIGUEZ LORENA	1990	HOSPITA	50	38.07	100	1:23.15	150	2:10.04	200	2:59.03	5,0	2:59.03
						38.07		45.08		46.89		48.99		
45	099070836	LIETO MARTIN ISABEL	1991	TARRASA	50	40.02	100	1:26.03	150	2:12.93	200	2:59.19	4,0	2:59.19
						40.02		46.01		46.90		46.26		
46	047883411	HUMEDAS GONZALEZ LAIA	1990	GRANOLL	50	38.76	100	1:24.35	150	2:13.94	200	3:04.12	3,0	3:04.12
						38.76		45.59		49.59		50.18		
47	044731621	SANTANA SUAREZ NATALIA	1991	METPOLE	50	36.37	100	1:20.29	150	2:11.78	200	3:05.88	2,0	3:05.88
						36.37		43.92		51.49		54.10		

RT: RETIRADO DES: DESCALIFICADO MMN: M.M. Nac. (Para Edades)  
 NP: NO PRESENTADO BAJ: BAJA RE: Record Pais

MSL SW.RESULTADOS\_PRUEBA.20-2 Información correcta a 11:24:24 28/03/2004

SPORTREC Sistemas de Información, MSL Software - www.msl.es



Junta de Castilla y León

Caja España





RESULTADOS

21 - 100 m. BRAZA MASCULINO



VI COPA DE ESPAÑA CLUBES INFANTIL, 27 Y 28 DE MARZO DE 2004

VALLADOLID

Datos técnicos: Piscina de 25 m., Cronometraje Electrónico

28/03/2004

MMN.15	1:04.69	ABASCAL GALLEGOS JOAQUIN	BARCELONA	06/05/2001
MMN.16	1:04.39	OLIVA SANTOS VICTOR	SANTIAGO COMPOSTELA	18/12/1999

RK	Licencia	Nombre	Año	Club		Pts.	Resultado
1	038861647	CABELLO FORNS ALAN	1988	SANDREU	50' 31.31' 100' 1:06.30 31.31' 34.99'	51,0	1:06.30
2	030976638	ROJAS ARJONA PABLO	1988	VALEGRE	50' 32.57' 100' 1:08.57 32.57' 36.00'	48,0	1:08.57
3	020470679	MONDRAGON PERIS ALEJANDRO	1988	CAZAHAR	50' 33.37' 100' 1:09.70 33.37' 36.33'	46,0	1:09.70
4	077124241	MAS LEON ARNAU	1989	SABADEL	50' 33.33' 100' 1:09.81 33.33' 36.48'	45,0	1:09.81
5	046995681	CODINA EGUILEOR ALEX	1989	MEDITER	50' 32.96' 100' 1:09.83 32.96' 36.87'	44,0	1:09.83
6	012340778	CALVO SANCHEZ ADRIAN	1988	SARABRI	50' 33.49' 100' 1:10.41 33.49' 36.92'	43,0	1:10.41
7	005698519	MONTEAGUDO ESPINOSA HECTOR	1989	CIUREAL	50' 33.30' 100' 1:11.05 33.30' 37.75'	42,0	1:11.05
8	052892676	JIMENEZ BENEYTO DIEGO	1988	CANOENC	50' 33.59' 100' 1:11.39 33.59' 37.80'	41,0	1:11.39
9	025198768	SORO ARROYO MARIO	1989	MOLIVAR	50' 33.76' 100' 1:11.40 33.76' 37.64'	40,0	1:11.40
10	071766944	FERNANDEZ FERNANDEZ JOSE M.	1988	NOVIEDO	50' 32.92' 100' 1:11.54 32.92' 38.62'	39,0	1:11.54
11	011849822	LOPEZ-PLAZA PALOMO DANIEL	1988	MARLINS	50' 33.49' 100' 1:11.58 33.49' 38.09'	38,0	1:11.58
12	005310154	LOPEZ MARIÑO JAVIER	1989	CANOENC	50' 34.18' 100' 1:11.75 34.18' 37.57'	37,0	1:11.75
13	047180346	GONZALEZ HERNANDEZ MIGUEL A	1989	SABADEL	50' 34.46' 100' 1:12.60 34.46' 38.14'	36,0	1:12.60
14	047908320	VILANOVA LAGUNA JOAN	1989	CATALUN	50' 34.59' 100' 1:12.63 34.59' 38.04'	35,0	1:12.63
15	074371949	TRIVES MARTINEZ MANUEL	1988	CNELCHE	50' 33.86' 100' 1:12.71 33.86' 38.85'	34,0	1:12.71
16	038880613	SADURNI FIGUERES MARC	1988	MATARO	50' 34.59' 100' 1:12.76 34.59' 38.17'	33,0	1:12.76
17	020485040	PERIS SIMO JAVIER	1988	CAZAHAR	50' 34.19' 100' 1:12.84 34.19' 38.65'	32,0	1:12.84
18	053553396	GARCIA FAZA VICTOR	1988	S.OLAYA	50' 34.57' 100' 1:13.15 34.57' 38.58'	31,0	1:13.15
19	044194829	LORENTE TRENADO ALBERT	1988	HOSPITA	50' 34.84' 100' 1:13.50 34.84' 38.66'	30,0	1:13.50
20	045640214	MUÑOZ ILLANA VICTOR	1988	TARRASA	50' 34.98' 100' 1:13.57 34.98' 38.59'	29,0	1:13.57
21	044718021	AMAT DEL PAZO JAVIER	1988	METPOLE	50' 34.42' 100' 1:13.58 34.42' 39.16'	28,0	1:13.58
22	046746285	PASQUES VILLALBA MARC	1988	MEDITER	50' 34.75' 100' 1:14.00 34.75' 39.25'	27,0	1:14.00
23	051994337	PASCUAL LOPEZ JUAN MANUEL	1989	MARLINS	50' 35.20' 100' 1:14.13 35.20' 38.93'	26,0	1:14.13
24	029129185	SANCHEZ MONTERDE GABRIEL	1989	STVENEC	50' 35.20' 100' 1:14.43 35.20' 39.23'	25,0	1:14.43
25	045771683	JORGE CRUZ MIGUEL ANGEL	1988	CIUALTA	50' 34.77' 100' 1:14.97 34.77' 40.20'	24,0	1:14.97

RT: RETIRADO DES: DESCALIFICADO MMN: M.M. Nac. (Para Edades)  
NP: NO PRESENTADO BAJ: BAJA RE: Record Pais

MSL SW.RESULTADOS\_PRUEBA.21-1 Información correcta a 11:24:55 28/03/2004

SPORTEC Sistemas de Información, MSL Software - www.msl.es



Junta de Castilla y León

Caja España





RESULTADOS

21 - 100 m. BRAZA MASCULINO



VI COPA DE ESPAÑA CLUBES INFANTIL, 27 Y 28 DE MARZO DE 2004

VALLADOLID

Datos técnicos: Piscina de 25 m., Cronometraje Electrónico

28/03/2004

MMN.15	1:04.69	ABASCAL GALLEGOS JOAQUIN	BARCELONA	06/05/2001				
MMN.16	1:04.39	OLIVA SANTOS VICTOR	SANTIAGO COMPOSTELA	18/12/1999				
RK	Licencia	Nombre	Año	Club	Pts.	Resultado		
26	046411536	PITARCH PORRAS MARC	1989	CATALUN	50 35.23 35.23	100 1:14.99 39.76	23,0	1:14.99
27	071772266	PARADIÑEIRO ALVAREZ HECTOR	1988	S.OLAYA	50 34.98 34.98	100 1:15.05 40.07	22,0	1:15.05
28	036153514	PEREZ ESTEVEZ BRUNO	1988	GALAICO	50 35.69 35.69	100 1:15.56 39.87	21,0	1:15.56
29	030972798	DE LA HABA ALBA ANTONIO	1989	VALEGRE	50 35.72 35.72	100 1:15.77 40.05	20,0	1:15.77
30	005704658	MONTEALEGRE SANTIAGO VICTOR	1988	CIUREAL	50 35.94 35.94	100 1:15.91 39.97	19,0	1:15.91
31	071292903	DEL VAL OLALLA RODRIGO	1989	CASTILB	50 35.74 35.74	100 1:15.95 40.21	18,0	1:15.95
32	071664974	GARCIA SUAREZ JOSE A.	1989	NOVIEDO	50 35.16 35.16	100 1:16.02 40.86	17,0	1:16.02
33	043171328	REBASSA GIMENEZ JOAN	1988	CNPALMA	50 35.42 35.42	100 1:16.27 40.85	16,0	1:16.27
34	012419930	SAN JOSE CACHO LUIS MIGUEL	1989	GIMVALL	50 35.66 35.66	100 1:16.31 40.65	15,0	1:16.31
35	044194823	LORENTE TRENADO FCO.JAVIER	1988	HOSPITA	50 37.09 37.09	100 1:16.59 39.50	14,0	1:16.59
36	073001851	OMEDES LLORENTE JASON	1988	MOLIVAR	50 35.56 35.56	100 1:16.97 41.41	13,0	1:16.97
37	045774518	SANTANA LOPEZ YOSIAS	1989	CIUALTA	50 35.78 35.78	100 1:16.98 41.20	12,0	1:16.98
38	012338954	MARISCAL ESTEVEZ OSCAR	1988	SARABRI	50 35.92 35.92	100 1:17.06 41.14	11,0	1:17.06
39	076971577	CALAIZA PERIBAÑEZ RUBEN	1988	STVENEK	50 36.30 36.30	100 1:17.30 41.00	10,0	1:17.30
40	044730351	CURBELO BURGOS RUBEN	1988	METPOLE	50 37.03 37.03	100 1:18.78 41.75	9,0	1:18.78
41	077413501	GULÍAS PARGA MANUEL	1989	GALAICO	50 37.26 37.26	100 1:18.90 41.64	8,0	1:18.90
42	038877736	VALLS SEBASTIAN ALBERT	1988	MATARO	50 37.05 37.05	100 1:19.41 42.36	7,0	1:19.41
43	074364227	PUCHE TORRES SALVADOR	1988	CNELCHE	50 36.60 36.60	100 1:19.86 43.26	6,0	1:19.86
44	071150623	SUAREZ CANELO CARLOS	1988	GIMVALL	50 37.59 37.59	100 1:20.44 42.85	5,0	1:20.44
45	P00727055	VELASCO DE LA HOZ JESUS	1989	CASTILB	50 38.62 38.62	100 1:20.91 42.29	4,0	1:20.91
46	043158254	PICHS PIATOV PAVEL	1989	CNPALMA	50 37.66 37.66	100 1:21.76 44.10	3,0	1:21.76
47	043534437	GALINDO SANTANACH JORDI	1988	SANDREU	50 38.96 38.96	100 1:22.99 44.03	2,0	1:22.99

RT: RETIRADO DES: DESCALIFICADO MMN: M.M. Nac. (Para Edades)  
 NP: NO PRESENTADO BAJ: BAJA RE: Record Pais

MSL SW.RESULTADOS\_PRUEBA.21-1 Información correcta a 11:24:55 28/03/2004

MSL SPORTEC Sistemas de Información, MSL Software - www.msl.es



Junta de Castilla y León

Caja España





RESULTADOS

22 - 100 m. BRAZA FEMENINO



VI COPA DE ESPAÑA CLUBES INFANTIL, 27 Y 28 DE MARZO DE 2004

VALLADOLID

Datos técnicos: Piscina de 25 m., Cronometraje Electrónico

28/03/2004

MMN.13	1:14.07	ARMENTIA ARRONIZ ITZIAR	VITORIA	21/12/1996
MMN.14	1:11.03	COSTA BONJOCH MARIONA	GRANOLLERS	23/12/1994

RK	Licencia	Nombre	Año	Club		Pts.	Resultado
1	P00062135	MEDINA RIEDER CRISTINA	1990	CATALUN	50' 36.62' 100' 1:16.83 36.62' 40.21'	51,0	1:16.83
2	036580734	ESTELLER SOTES IRIA	1990	C.N.B.	50' 35.69' 100' 1:17.23 35.69' 41.54'	48,0	1:17.23
3	047179753	MARTINEZ BLAZQUEZ MIRIAM	1990	SABADEL	50' 36.73' 100' 1:17.53 36.73' 40.80'	46,0	1:17.53
4	043169615	MARQUES LOCKITT CAROLINA	1990	CVOLTOR	50' 36.88' 100' 1:18.63 36.88' 41.75'	45,0	1:18.63
5	077403845	CRESPO GONZALEZ MIRIAM	1990	GALAICO	50' 36.93' 100' 1:18.84 36.93' 41.91'	44,0	1:18.84
6	047178224	CARPIO ADELL MARTA	1991	SABADEL	50' 37.88' 100' 1:18.92 37.88' 41.04'	42,5	1:18.92
6	047790997	NOVELLAS COMA JUDIT	1990	VIC-ETB	50' 36.99' 100' 1:18.92 36.99' 41.93'	42,5	1:18.92
8	075484868	GARCIA VALVERDE MARTA	1991	UNIVGRA	50' 38.05' 100' 1:19.58 38.05' 41.53'	41,0	1:19.58
9	047943333	CAMPA RIERA MARIONA	1991	MEDITER	50' 37.49' 100' 1:19.75 37.49' 42.26'	40,0	1:19.75
10	099070860	SAINZ AIZPURUA ANE	1990	MATARO	50' 38.19' 100' 1:20.26 38.19' 42.07'	39,0	1:20.26
11	077402783	GARCIA ACUÑA ANDREA	1990	GALAICO	50' 38.24' 100' 1:20.84 38.24' 42.60'	38,0	1:20.84
12	047385077	BARJA MARTINEZ SARA	1990	NCORUÑA	50' 38.87' 100' 1:21.09 38.87' 42.22'	37,0	1:21.09
13	044087453	ROMERO GARCIA IRIA	1990	METPOLE	50' 37.98' 100' 1:21.40 37.98' 43.42'	36,0	1:21.40
14	043172152	GAMEZ HORNOS ELENA	1991	SALLE-P	50' 38.93' 100' 1:21.65 38.93' 42.72'	35,0	1:21.65
15	099076110	ALVAREZ JURADO JESSICA	1990	TARRASA	50' 38.54' 100' 1:21.80 38.54' 43.26'	34,0	1:21.80
16	025191272	HIJAR JIMENEZ MARIA	1990	MOLIVAR	50' 38.62' 100' 1:21.82 38.62' 43.20'	33,0	1:21.82
17	047388661	PEREZ FERNANDEZ DE CORDOB A.	1991	GIMVALL	50' 38.60' 100' 1:21.98 38.60' 43.38'	32,0	1:21.98
18	047914961	VIZCAINO BADIA BERTA	1990	CATALUN	50' 39.31' 100' 1:22.50 39.31' 43.19'	31,0	1:22.50
19	053557331	COLINO VILLAZON CORAL	1991	S.OLAYA	50' 38.19' 100' 1:22.53 38.19' 44.34'	30,0	1:22.53
20	025184702	ALBERO RUIZ BLANCA	1990	MOLIVAR	50' 39.73' 100' 1:22.56 39.73' 42.83'	29,0	1:22.56
21	076419504	AGUILERA RODRIGUEZ SALOME	1991	UNIVGRA	50' 39.72' 100' 1:22.58 39.72' 42.86'	28,0	1:22.58
22	044733852	CONCEPCION ALEIXANDRE PAULA	1990	METPOLE	50' 38.56' 100' 1:22.91 38.56' 44.35'	27,0	1:22.91
23	P00157000	QUIRUELAS RODRIGUEZ ESCARLATA	1991	GIMVALL	50' 39.03' 100' 1:22.92 39.03' 43.89'	26,0	1:22.92
24	053301547	CIDRAS ANGEL IRIA	1990	NCORUÑA	50' 39.10' 100' 1:23.31 39.10' 44.21'	25,0	1:23.31
25	043552437	MARTINEZ DE DIEGO PATRICIA	1990	SANDREU	50' 39.82' 100' 1:23.41 39.82' 43.59'	24,0	1:23.41

RT: RETIRADO DES: DESCALIFICADO MMN: M.M. Nac. (Para Edades)  
NP: NO PRESENTADO BAJ: BAJA RE: Record Pais

MSL SW.RESULTADOS\_PRUEBA.22-1 Información correcta a 11:25:34 28/03/2004

1 / 2

SPORTEC Sistemas de Información, MSL Software - www.msl.es



Junta de Castilla y León

Caja España





RESULTADOS

22 - 100 m. BRAZA FEMENINO



VI COPA DE ESPAÑA CLUBES INFANTIL, 27 Y 28 DE MARZO DE 2004

VALLADOLID

Datos técnicos: Piscina de 25 m., Cronometraje Electrónico

28/03/2004

MMN.13	1:14.07	ARMENTIA ARRONIZ ITZIAR	VITORIA	21/12/1996
MMN.14	1:11.03	COSTA BONJOCH MARIONA	GRANOLLERS	23/12/1994

RK	Licencia	Nombre	Año	Club				Pts.	Resultado
26	029132409	AZNAR GALVE LORENA	1991	APSAGUS	50	39.52	100 1:23.83	23,0	1:23.83
						39.52	44.31		
27	046451504	AYALA BURGOS SHEILA	1990	HOSPITA	50	39.83	100 1:24.27	22,0	1:24.27
						39.83	44.44		
28	P00069002	LUQUE ABELAN CARLA	1991	HOSPITA	50	39.70	100 1:24.34	20,5	1:24.34
						39.70	44.64		
28	051999011	HERNANDEZ MARTIN MONICA	1991	COVIBAR	50	39.94	100 1:24.34	20,5	1:24.34
						39.94	44.40		
30	047876705	VERGES BUESO MARTA	1990	GRANOLL	50	40.40	100 1:24.61	19,0	1:24.61
						40.40	44.21		
31	045774752	ORTEGA PEREZ NEITH	1990	LPALMAS	50	39.87	100 1:25.12	18,0	1:25.12
						39.87	45.25		
32	043565679	PEREZ ARAU SONIA	1991	SANDREU	50	40.37	100 1:25.31	17,0	1:25.31
						40.37	44.94		
33	038877338	ILLA FONT IRENE	1990	MATARO	50	40.13	100 1:25.69	16,0	1:25.69
						40.13	45.56		
34	074372010	FAJARDO MARTINEZ ANDREA	1991	CNELCHE	50	40.45	100 1:25.77	15,0	1:25.77
						40.45	45.32		
35	043176830	LUCENA ROMERO LAURA	1990	SALLE-P	50	40.65	100 1:25.84	14,0	1:25.84
						40.65	45.19		
36	071894784	BUENO MEANA PATRICIA	1990	S.OLAYA	50	41.12	100 1:25.90	13,0	1:25.90
						41.12	44.78		
37	047920915	RODRIGUEZ BARRANCO ALICIA	1991	GRANOLL	50	40.52	100 1:25.99	12,0	1:25.99
						40.52	45.47		
38	074372028	CANDELA DE LA TORRE MARIPAZ	1991	CNELCHE	50	40.54	100 1:26.08	11,0	1:26.08
						40.54	45.54		
39	047790136	ABARCA CIRERA ELISENDA	1990	VIC-ETB	50	40.99	100 1:26.48	10,0	1:26.48
						40.99	45.49		
40	051997712	VALLEJO PASCUAL PATRICIA	1990	COVIBAR	50	40.65	100 1:26.60	9,0	1:26.60
						40.65	45.95		
41	099076109	DOMENECH CANET MARTA	1990	TARRASA	50	41.52	100 1:26.79	7,5	1:26.79
						41.52	45.27		
41	046980052	SICART FIGUERAS LAURA	1991	MEDITER	50	41.06	100 1:26.79	7,5	1:26.79
						41.06	45.73		
43	044744758	HERNANDEZ MORENO LUCIA	1991	LPALMAS	50	41.46	100 1:27.65	6,0	1:27.65
						41.46	46.19		
44	071666039	CHAN DIEZ TSU-YEN	1990	NOVIEDO	50	41.73	100 1:28.81	5,0	1:28.81
						41.73	47.08		
45	073005399	PASCUAL VEAMONTE MIRIAM	1991	APSAGUS	50	42.81	100 1:29.54	4,0	1:29.54
						42.81	46.73		
46	071667790	ALVAREZ PEREZ VERONICA	1990	NOVIEDO	50	43.00	100 1:29.71	3,0	1:29.71
						43.00	46.71		
47	043184295	ARENAS PUIG ALEJANDRA	1991	CVOLTOR	50	45.55	100 1:35.57	2,0	1:35.57
						45.55	50.02		
48	046364193	DEL RIO BARO HELENA	1991	C.N.B.	50	50.62	100 1:47.48	1,0	1:47.48
						50.62	56.86		

RT: RETIRADO DES: DESCALIFICADO MMN: M.M. Nac. (Para Edades)  
 NP: NO PRESENTADO BAJ: BAJA RE: Record Pais

MSL SW.RESULTADOS\_PRUEBA.22-1 Información correcta a 11:25:35 28/03/2004

SPORTEC Sistemas de Información, MSL Software - www.msl.es



Junta de Castilla y León

Caja España





RESULTADOS

23 - 400 m. LIBRE MASCULINO



VI COPA DE ESPAÑA CLUBES INFANTIL, 27 Y 28 DE MARZO DE 2004

VALLADOLID

Datos técnicos: Piscina de 25 m., Cronometraje Electrónico

22/12/2002

MMN.15	3:56.36	PAYERAS BIAYNA MIGUEL	SABADELL	22/12/2002
MMN.16	3:53.64	PAYERAS BIAYNA MIGUEL	VALLADOLID	21/12/2003

RK	Licencia	Nombre	Año	Club	Pts.	Resultado
1	044718697	BLANCO MACHADO JOSE M <sup>a</sup>	1988	METPOLE	51,0	
		50 28.37   100 59.42   150 1:30.90   200 2:02.64   250 2:34.42   300 3:06.27   350 3:37.67   400 4:07.80				4:07.80
		28.37   31.05   31.48   31.74   31.78   31.85   31.40   30.13				
2	043169796	RODRIGUEZ PULIDO JUAN LUIS	1989	CNPALMA	48,0	
		50 28.96   100 1:00.66   150 1:32.22   200 2:04.01   250 2:35.88   300 3:07.89   350 3:39.26   400 4:09.08				4:09.08
		28.96   31.70   31.56   31.79   31.87   32.01   31.37   29.82				
3	050885651	JIMENEZ MARTIN ADRIAN	1988	CANOENC	46,0	
		50 28.95   100 1:00.04   150 1:31.58   200 2:03.50   250 2:35.02   300 3:07.17   350 3:39.56   400 4:11.76				4:11.76
		28.95   31.09   31.54   31.92   31.52   32.15   32.39   32.20				
4	042210590	MARIÑO SANTANA JAVIER	1988	METPOLE	45,0	
		50 28.31   100 59.64   150 1:31.52   200 2:04.22   250 2:36.22   300 3:08.72   350 3:40.97   400 4:13.36				4:13.36
		28.31   31.33   31.88   32.70   32.00   32.50   32.25   32.39				
5	030992833	MUÑOZ PEREZ RAFAEL	1988	VALEGRE	44,0	
		50 29.03   100 1:01.24   150 1:33.59   200 2:05.96   250 2:38.58   300 3:10.99   350 3:43.78   400 4:16.29				4:16.29
		29.03   32.21   32.35   32.37   32.62   32.41   32.79   32.51				
6	041008600	SAN MARTIN TRESOLS LUIS	1988	SANDREU	43,0	
		50 29.84   100 1:02.62   150 1:35.18   200 2:07.97   250 2:40.52   300 3:13.29   350 3:46.22   400 4:17.41				4:17.41
		29.84   32.78   32.56   32.79   32.55   32.77   32.93   31.19				
7	043445160	MARTINEZ GARCIA FERRAN	1988	CATALUN	42,0	
		50 28.98   100 1:01.24   150 1:34.10   200 2:07.34   250 2:40.00   300 3:12.99   350 3:45.57   400 4:17.69				4:17.69
		28.98   1:01.2   32.86   33.24   32.66   32.99   32.58   32.12				
8	005693815	DEL CERRO MARTÍN-ONDARZA JAIME	1988	CIUREAL	41,0	
		50 29.83   100 1:02.58   150 1:35.60   200 2:08.75   250 2:41.18   300 3:14.40   350 3:47.18   400 4:17.73				4:17.73
		29.83   32.75   33.02   33.15   32.43   33.22   32.78   30.55				
9	053527496	QUINTANA MUÑOZ DIEGO	1988	S.OLAYA	40,0	
		50 29.16   100 1:01.37   150 1:34.46   200 2:07.75   250 2:41.32   300 3:14.60   350 3:47.86   400 4:19.08				4:19.08
		29.16   32.21   33.09   33.29   33.57   33.28   33.26   31.22				
10	072994268	GARCIA BAJO MIGUEL	1988	MOLIVAR	39,0	
		50 30.08   100 1:01.67   150 1:34.43   200 2:07.65   250 2:41.17   300 3:14.85   350 3:48.42   400 4:19.13				4:19.13
		30.08   31.59   32.76   33.22   33.52   33.68   33.57   30.71				
11	044084748	VILLAVERDE PARADA YAGO	1989	GALAICO	38,0	
		50 29.90   100 1:03.27   150 1:36.82   200 2:10.58   250 2:42.32   300 3:14.98   350 3:47.93   400 4:20.71				4:20.71
		29.90   1:03.2   33.55   33.76   31.74   32.66   32.95   32.78				
12	047179977	LOPEZ ROT AARON	1988	SABADEL	37,0	
		50 29.80   100 1:02.66   150 1:35.77   200 2:09.14   250 2:42.76   300 3:16.52   350 3:50.24   400 4:22.49				4:22.49
		29.80   32.86   33.11   33.37   33.62   33.76   33.72   32.25				
13	071128852	VICO ABAD JOSE	1988	GIMVALL	36,0	
		50 29.03   100 1:01.45   150 1:34.61   200 2:07.94   250 2:41.38   300 3:15.25   350 3:49.34   400 4:22.84				4:22.84
		29.03   1:01.4   33.16   33.33   33.44   33.87   34.09   33.50				
14	046410823	CATALAN PEREA AARON	1988	CATALUN	35,0	
		50 29.90   100 1:02.90   150 1:36.43   200 2:10.87   250 2:44.61   300 3:19.14   350 3:52.83   400 4:23.30				4:23.30
		29.90   33.00   33.53   34.44   33.74   34.53   33.69   30.47				
15	071284794	REY RENEDO ALBERTO	1988	CASTILB	34,0	
		50 30.23   100 1:03.86   150 1:37.62   200 2:11.48   250 2:45.39   300 3:19.76   350 3:51.48   400 4:23.82				4:23.82
		30.23   33.63   33.76   33.86   33.91   34.37   31.72   32.34				

RT: RETIRADO DES: DESCALIFICADO MMN: M.M. Nac. (Para Edades)  
 NP: NO PRESENTADO BAJ: BAJA RE: Record Pais



Junta de Castilla y León

Caja España





RESULTADOS

23 - 400 m. LIBRE MASCULINO



VI COPA DE ESPAÑA CLUBES INFANTIL, 27 Y 28 DE MARZO DE 2004

VALLADOLID

Datos técnicos: Piscina de 25 m., Cronometraje Electrónico

28/03/2004

MMN.15	3:56.36	PAYERAS BIAYNA MIGUEL	SABADELL	22/12/2002
MMN.16	3:53.64	PAYERAS BIAYNA MIGUEL	VALLADOLID	21/12/2003

RK	Licencia	Nombre	Año	Club	Pts.	Resultado											
16	020478910	GONZALEZ JUAREZ VICTOR	1988	CAZAHAR	33,0												
	50	29.70	100	1:02.65	150	1:36.37	200	2:10.91	250	2:45.11	300	3:19.25	350	3:53.35	400	4:24.02	4:24.02
		29.70		32.95		33.72		34.54		34.20		34.14		34.10		30.67	
17	045497788	UROZ MUÑOZ VICTOR	1989	TARRASA	32,0												
	50	29.31	100	1:00.58	150	1:33.67	200	2:07.30	250	2:41.41	300	3:16.36	350	3:50.99	400	4:25.00	4:25.00
		29.31		31.27		33.09		33.63		34.11		34.95		34.63		34.01	
18	043155217	BESALDUCH LÓPEZ RAUL	1989	CNPALMA	31,0												
	50	31.17	100	1:04.41	150	1:38.07	200	2:11.94	250	2:45.25	300	3:18.56	350	3:52.30	400	4:25.14	4:25.14
		31.17		33.24		33.66		33.87		33.31		33.31		33.74		32.84	
19	051944472	SALAS BENAVENTE FERNANDO	1988	MARLINS	30,0												
	50	30.00	100	1:03.02	150	1:36.71	200	2:10.74	250	2:45.05	300	3:19.37	350	3:52.96	400	4:25.26	4:25.26
		30.00		33.02		33.69		34.03		34.31		34.32		33.59		32.30	
20	043559000	MAYOL ANDURELL MARC	1988	SABADEL	29,0												
	50	29.88	100	1:02.74	150	1:36.45	200	2:10.24	250	2:44.18	300	3:18.45	350	3:52.73	400	4:25.42	4:25.42
		29.88		32.86		33.71		33.79		33.94		34.27		34.28		32.69	
21	043564578	MARTINEZ MORALES CARMELO	1989	SANDREU	28,0												
	50	30.46	100	1:03.46	150	1:37.31	200	2:11.24	250	2:45.23	300	3:19.59	350	3:53.65	400	4:26.51	4:26.51
		30.46		1:03.4		33.85		33.93		33.99		34.36		34.06		32.86	
22	070815390	JIMENEZ HERRAEZ ANTONIO	1988	SARABRI	27,0												
	50	29.96	100	1:02.62	150	1:36.19	200	2:09.69	250	2:43.80	300	3:18.25	350	3:52.78	400	4:26.66	4:26.66
		29.96		32.66		33.57		33.50		34.11		34.45		34.53		33.88	
23	053556044	LOPEZ RIVERA RUBEN	1988	S.OLAYA	26,0												
	50	29.60	100	1:02.71	150	1:36.53	200	2:10.73	250	2:45.47	300	3:21.03	350	3:56.93	400	4:31.52	4:31.52
		29.60		33.11		33.82		34.20		34.74		35.56		35.90		34.59	
24	020487047	TARONGI MORCILLO FERNANDO	1989	CAZAHAR	25,0												
	50	30.40	100	1:04.06	150	1:39.09	200	2:14.31	250	2:49.54	300	3:24.81	350	4:00.23	400	4:33.77	4:33.77
		30.40		33.66		35.03		35.22		35.23		35.27		35.42		33.54	
25	071163056	SANCHEZ SANZ RAUL	1989	GIMVALL	24,0												
	50	29.95	100	1:02.69	150	1:36.72	200	2:11.87	250	2:47.26	300	3:23.35	350	3:59.24	400	4:33.79	4:33.79
		29.95		32.74		34.03		35.15		35.39		36.09		35.89		34.55	
26	012340984	HERNANSANZ QUEVEDO JAIME	1989	SARABRI	23,0												
	50	30.63	100	1:04.38	150	1:39.27	200	2:15.04	250	2:50.45	300	3:26.00	350	4:01.14	400	4:34.72	4:34.72
		30.63		33.75		34.89		35.77		35.41		35.55		35.14		33.58	
27	076963585	SUAREZ FELGUEROSO EFREN	1989	NOVIEDO	22,0												
	50	29.39	100	1:03.59	150	1:39.53	200	2:16.19	250	2:52.29	300	3:27.68	350	4:03.93	400	4:35.49	4:35.49
		29.39		34.20		35.94		36.66		36.10		35.39		36.25		31.56	
28	051997850	BARRAGAN ROLDAN CESAR	1989	CANOENC	21,0												
	50	30.00	100	1:04.04	150	1:39.43	200	2:14.42	250	2:50.28	300	3:26.29	350	4:00.93	400	4:35.89	4:35.89
		30.00		34.04		35.39		34.99		35.86		36.01		34.64		34.96	
29	071287130	RIBERAS HORTIGOSA JUAN	1989	CASTILB	20,0												
	50	31.70	100	1:06.14	150	1:41.34	200	2:16.54	250	2:52.12	300	3:27.66	350	4:02.49	400	4:36.00	4:36.00
		31.70		34.44		35.20		35.20		35.58		35.54		34.83		33.51	
30	046462659	GARCIA RODENAS CARLES	1988	HOSPITA	19,0												
	50	29.26	100	1:01.62	150	1:35.55	200	2:10.21	250	2:45.99	300	3:23.00	350	4:00.46	400	4:36.61	4:36.61
		29.26		1:01.6		33.93		34.66		35.78		37.01		37.46		36.15	

RT: RETIRADO DES: DESCALIFICADO MMN: M.M. Nac. (Para Edades)  
 NP: NO PRESENTADO BAJ: BAJA RE: Record Pais

MSL SW.RESULTADOS\_PRUEBA.23-4 Información correcta a 11:26:09 28/03/2004

SPORTEC Sistemas de Información, MSL Software - www.msl.es







RESULTADOS

23 - 400 m. LIBRE MASCULINO



VI COPA DE ESPAÑA CLUBES INFANTIL, 27 Y 28 DE MARZO DE 2004

VALLADOLID

Datos técnicos: Piscina de 25 m., Cronometraje Electrónico

28/03/2004

RK	Licencia	Nombre	Año	Club	Pts.	Resultado			
MMN.15	3:56.36	PAYERAS BIAYNA MIGUEL		SABADELL		22/12/2002			
MMN.16	3:53.64	PAYERAS BIAYNA MIGUEL		VALLADOLID		21/12/2003			
31	044193796	ARACIL HERRERO MARC	1989	HOSPITA	18,0				
	50 30.03 30.03	100 1:03.55 33.52	150 1:38.18 34.63	200 2:13.25 35.07	250 2:48.79 35.54	300 3:24.89 36.10	350 4:01.27 36.38	400 4:36.73 35.46	4:36.73
32	074365562	ALVAREZ RIVES RUBEN	1988	CNELCHE	17,0				
	50 30.62 30.62	100 1:04.80 34.18	150 1:39.95 35.15	200 2:15.74 35.79	250 2:51.93 36.19	300 3:28.30 36.37	350 4:03.77 35.47	400 4:37.21 33.44	4:37.21
33	074364225	PUCHE TORRES ALBERTO	1988	CNELCHE	16,0				
	50 30.93 30.93	100 1:04.74 33.81	150 1:39.84 35.10	200 2:15.81 35.97	250 2:52.04 36.23	300 3:28.61 36.57	350 4:04.90 36.29	400 4:38.89 33.99	4:38.89
34	076971431	GOMEZ USON SERGIO	1989	STVENEK	15,0				
	50 31.40 31.40	100 1:06.54 35.14	150 1:42.59 36.05	200 2:18.20 35.61	250 2:53.58 35.38	300 3:29.60 36.02	350 4:04.36 34.76	400 4:39.08 34.72	4:39.08
35	099075418	GOMEZ PEREZ ALBERT	1988	MATARO	14,0				
	50 32.44 32.44	100 1:07.12 34.68	150 1:42.72 35.60	200 2:18.33 35.61	250 2:54.34 36.01	300 3:30.85 36.51	350 4:07.03 36.18	400 4:41.80 34.77	4:41.80
36	050861315	MARTINEZ COTO PABLO	1988	MARLINS	13,0				
	50 30.35 30.35	100 1:05.00 34.65	150 1:40.82 35.82	200 2:17.05 36.23	250 2:53.52 36.47	300 3:30.02 36.50	350 4:06.75 36.73	400 4:42.04 35.29	4:42.04
37	045643144	RAMOS ALTET GUILLEM	1988	TARRASA	12,0				
	50 30.93 30.93	100 1:06.38 35.45	150 1:42.70 36.32	200 2:19.48 36.78	250 2:56.11 36.63	300 3:32.62 36.51	350 4:08.79 36.17	400 4:42.28 33.49	4:42.28
38	045745818	NAVARRO MORALES VICENTE	1988	VALEGRE	11,0				
	50 30.44 30.44	100 1:05.96 35.52	150 1:42.53 36.57	200 2:19.20 36.67	250 2:55.57 36.37	300 3:32.23 36.66	350 4:09.02 36.79	400 4:42.95 33.93	4:42.95
39	046972487	GARCIA ALVAREZ OSCAR	1988	MEDITER	10,0				
	50 31.12 31.12	100 1:05.43 33.95	150 1:40.81 35.38	200 2:16.38 35.57	250 2:52.24 35.86	300 3:29.35 37.11	350 4:07.01 37.66	400 4:43.01 36.00	4:43.01
40	073002908	BANZO GALLEGU MARCOS	1989	MOLIVAR	9,0				
	50 31.20 31.20	100 1:05.60 34.40	150 1:41.83 36.23	200 2:18.27 36.44	250 2:54.56 36.29	300 3:31.12 36.56	350 4:07.94 36.82	400 4:43.28 35.34	4:43.28
41	038838610	CORDOBA NAVARRO YERAI	1988	MATARO	8,0				
	50 30.94 30.94	100 1:04.62 33.68	150 1:39.20 34.58	200 2:14.60 35.40	250 2:51.80 37.20	300 3:29.51 37.71	350 4:07.72 38.21	400 4:45.42 37.70	4:45.42
42	071660657	LOPEZ RODRIGUEZ DAVID J.	1988	NOVIEDO	7,0				
	50 30.42 30.42	100 1:04.67 34.25	150 1:40.68 36.01	200 2:17.65 36.97	250 2:55.26 37.61	300 3:32.96 37.70	350 4:11.48 38.52	400 4:48.91 37.43	4:48.91
43	045774545	ALVARADO FALCON CARLOS	1989	CIUALTA	6,0				
	50 30.47 30.47	100 1:06.21 35.74	150 1:43.50 37.29	200 2:21.04 37.54	250 2:58.39 37.35	300 3:36.44 38.05	350 4:13.62 37.18	400 4:49.63 36.01	4:49.63
44	073397837	CHIAPPE MADSEN SEBASTIAN	1988	MEDITER	5,0				
	50 30.71 30.71	100 1:04.90 34.19	150 1:40.51 35.61	200 2:16.95 36.44	250 2:54.00 37.05	300 3:32.45 38.45	350 4:11.48 39.03	400 4:49.78 38.30	4:49.78
45	005705452	ANGUITA HORNERO GUILLERMO	1989	CIUREAL	4,0				
	50 33.84 33.84	100 1:09.97 36.13	150 1:46.79 36.82	200 2:23.60 36.81	250 3:00.50 36.90	300 3:37.91 37.41	350 4:14.62 36.71	400 4:51.36 36.74	4:51.36

RT: RETIRADO DES: DESCALIFICADO MMN: M.M. Nac. (Para Edades)  
 NP: NO PRESENTADO BAJ: BAJA RE: Record Pais

MSL SW.RESULTADOS\_PRUEBA.23-4 Información correcta a 11:26:09 28/03/2004

SPORTREC Sistemas de Información, MSL Software - www.msl.es



Junta de Castilla y León

Caja España





## VI COPA DE ESPAÑA CLUBES INFANTIL, 27 Y 28 DE MARZO DE 2004

VALLADOLID

Datos técnicos: Piscina de 25 m., Cronometraje Electrónico

28/03/2004

MMN.15	3:56.36	PAYERAS BIAyna MIGUEL	SABADELL	22/12/2002
MMN.16	3:53.64	PAYERAS BIAyna MIGUEL	VALLADOLID	21/12/2003

RK	Licencia	Nombre	Año	Club	Pts.	Resultado											
46	076924717	GRACIA ACIN ALVARO	1989	STVENEK	3,0												
	50	31.73	100	1:07.71	150	1:44.84	200	2:22.32	250	2:59.73	300	3:37.43	350	4:15.06	400	4:52.25	4:52.25
		31.73		35.98		37.13		37.48		37.41		37.70		37.63		37.19	
47	045761752	PEREZ RODRIGUEZ DORIAN	1989	CIUALTA	2,0												
	50	31.37	100	1:07.62	150	1:45.82	200	2:24.56	250	3:03.47	300	3:42.42	350	4:20.82	400	4:56.68	4:56.68
		31.37		36.25		38.20		38.74		38.91		38.95		38.40		35.86	
48	077411963	VIDAL VIDAL MANUEL	1989	GALAICO	1,0												
	50	34.05	100	1:11.59	150	1:50.69	200	2:29.19	250	3:07.89	300	3:47.50	350	4:24.74	400	5:02.34	5:02.34
		34.05		37.54		39.10		38.50		38.70		39.61		37.24		37.60	

RT: RETIRADO DES: DESCALIFICADO MMN: M.M. Nac. (Para Edades)  
 NP: NO PRESENTADO BAJ: BAJA RE: Record Pais

MSL SW.RESULTADOS\_PRUEBA.23-4 Información correcta a 11:26:09 28/03/2004

4 / 4

SPORTEC Sistemas de Información, MSL Software - www.msl.es



Junta de Castilla y León

Caja España





VI COPA DE ESPAÑA CLUBES INFANTIL, 27 Y 28 DE MARZO DE 2004

VALLADOLID

Datos técnicos: Piscina de 25 m., Cronometraje Electrónico

28/03/2004

MMN.13	9:01.47	VIVES MOYA ROSER	PALMA M.	17/05/1997
MMN.14	8:53.47	MUNTANER ARTIGUES CARMEN	SABADELL	20/12/2002

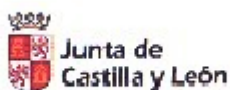
RK	Licencia	Nombre	Año	Club	Pts.	Resultado
1	046874803	<b>GOMEZ RAMON ANAIS</b>	1990	SABADEL	51,0	
	50	31.68 100 1:06.32 150 1:41.55 200 2:16.81 250 2:52.11 300 3:27.42 350 4:02.66 400 4:38.11 450 5:13.42 500 5:48.80				9:18.42
		31.68 34.64 35.23 35.26 35.30 35.31 35.24 35.45 35.31 35.38				
	550	6:23.99 600 6:59.63 650 7:34.98 700 8:10.05 750 8:44.73 800 9:18.42				
		35.19 35.64 35.35 35.07 34.68 33.69				
2	099071118	<b>GONZALEZ CRIVILLERS NEUS</b>	1991	VIC-ETB	48,0	
	50	31.68 100 1:06.36 150 1:41.66 200 2:17.03 250 2:52.42 300 3:27.44 350 4:02.83 400 4:38.34 450 5:13.93 500 5:49.33				9:19.70
		31.68 34.68 35.30 35.37 35.39 35.02 35.39 35.51 35.59 35.40				
	550	6:24.77 600 7:00.24 650 7:35.74 700 8:11.48 750 8:46.33 800 9:19.70				
		35.44 35.47 35.50 35.74 34.85 33.37				
3	099076096	<b>MECA MORA ESTHER</b>	1990	TARRASA	46,0	
	50	31.85 100 1:06.56 150 1:41.63 200 2:17.02 250 2:52.32 300 3:27.75 350 4:03.12 400 4:39.00 450 5:14.88 500 5:51.43				9:28.79
		31.85 34.71 35.07 35.39 35.30 35.43 35.37 35.88 35.88 36.55				
	550	6:27.88 600 7:04.78 650 7:41.48 700 8:17.93 750 8:54.45 800 9:28.79				
		36.45 36.90 36.70 36.45 36.52 34.34				
4	043169597	<b>BLEDA MARTIN M<sup>a</sup> DEL CARMEN</b>	1990	SALLE-P	45,0	
	50	32.12 100 1:07.70 150 1:43.84 200 2:19.53 250 2:55.35 300 3:31.73 350 4:08.02 400 4:44.54 450 5:19.98 500 5:56.42				9:30.73
		32.12 35.58 36.14 35.69 35.82 36.38 36.29 36.52 35.44 36.44				
	550	6:32.41 600 7:08.79 650 7:44.66 700 8:20.95 750 8:56.98 800 9:30.73				
		35.99 36.38 35.87 36.29 36.03 33.75				
5	046360742	<b>BARRABINO PONCE ANNA</b>	1990	CATALUN	44,0	
	50	33.27 100 1:09.29 150 1:45.93 200 2:23.12 250 2:59.76 300 3:36.32 350 4:13.22 400 4:50.30 450 5:26.75 500 6:03.81				9:43.44
		33.27 36.02 36.64 37.19 36.64 36.56 36.90 37.08 36.45 37.06				
	550	6:40.85 600 7:18.20 650 7:54.94 700 8:31.96 750 9:08.58 800 9:43.44				
		37.04 37.35 36.74 37.02 36.62 34.86				
6	099070714	<b>LLOBET COLOMER ROCIO</b>	1991	GRANOLL	43,0	
	50	32.35 100 1:08.51 150 1:45.47 200 2:22.52 250 2:59.51 300 3:36.24 350 4:13.70 400 4:50.62 450 5:27.39 500 6:04.64				9:43.59
		32.35 36.16 36.96 37.05 36.99 36.73 37.46 36.92 36.77 37.25				
	550	6:41.93 600 7:18.95 650 7:55.83 700 8:32.62 750 9:09.61 800 9:43.59				
		37.29 37.02 36.88 36.79 36.99 33.98				
7	099071615	<b>CRISTOBAL COPPOLU GEMMA</b>	1991	TARRASA	42,0	
	50	32.17 100 1:08.61 150 1:45.74 200 2:22.68 250 2:59.98 300 3:36.79 350 4:13.90 400 4:50.60 450 5:27.66 500 6:05.13				9:44.11
		32.17 36.44 37.13 36.94 37.30 36.81 37.11 36.70 37.06 37.47				
	550	6:41.95 600 7:19.32 650 7:56.42 700 8:33.42 750 9:09.43 800 9:44.11				
		36.82 37.37 37.10 37.00 36.01 34.68				
8	043559001	<b>MAYOL ANDURELL MARTA</b>	1991	SABADEL	41,0	
	50	32.32 100 1:08.85 150 1:45.92 200 2:23.19 250 2:59.91 300 3:36.58 350 4:14.09 400 4:51.00 450 5:28.10 500 6:04.92				9:45.42
		32.32 36.53 37.07 37.27 36.72 36.67 37.51 36.91 37.10 36.82				
	550	6:41.98 600 7:19.09 650 7:55.64 700 8:32.89 750 9:09.86 800 9:45.42				
		37.06 37.11 36.55 37.25 36.97 35.56				
9	046407169	<b>CUCURULL GUARDIOLA LAURA</b>	1990	CATALUN	40,0	
	50	33.60 100 1:10.96 150 1:49.20 200 2:27.51 250 3:04.81 300 3:42.41 350 4:19.52 400 4:57.00 450 5:33.89 500 6:11.61				9:52.11
		33.60 37.36 38.24 38.31 37.30 37.60 37.11 37.48 36.89 37.72				
	550	6:48.92 600 7:26.65 650 8:03.81 700 8:40.66 750 9:17.08 800 9:52.11				
		37.31 37.73 37.16 36.85 36.42 35.03				

RT: RETIRADO DES: DESCALIFICADO MMN: M.M. Nac. (Para Edades)

NP: NO PRESENTADO BAJ: BAJA RE: Record País

MSL SW.RESULTADOS\_PRUEBA.24-8 Información correcta a 12:19:53 28/03/2004

SPORTEC Sistemas de Información, MSL Software - www.msl.es





VI COPA DE ESPAÑA CLUBES INFANTIL, 27 Y 28 DE MARZO DE 2004

VALLADOLID

Datos técnicos: Piscina de 25 m., Cronometraje Electrónico

28/03/2004

MMN.13	9:01.47	VIVES MOYA ROSER	PALMA M.	17/05/1997
MMN.14	8:53.47	MUNTANER ARTIGUES CARMEN	SABADELL	20/12/2002

RK	Licencia	Nombre	Año	Club	Pts.	Resultado																
10	077419886	BARROS GARCÍA ARANTXA	1990	GALAICO	39,0																	
	50	33.01 33.01	100	1:08.32 35.31	150	1:45.03 36.71	200	2:22.37 37.34	250	2:59.74 37.37	300	3:37.37 37.63	350	4:15.09 37.72	400	4:52.76 37.67	450	5:30.43 37.67	500	6:07.88 37.45	9:53.20	
	550	6:45.83 37.95	600	7:23.69 37.86	650	8:01.57 37.88	700	8:39.26 37.69	750	9:16.78 37.52	800	9:53.20 36.42										
11	053540367	BARRIOS VINCELLE YAIZA	1991	S.OLAYA	38,0																	
	50	32.93 32.93	100	1:08.62 35.69	150	1:45.31 36.69	200	2:22.44 37.13	250	2:59.46 37.02	300	3:36.98 37.52	350	4:14.60 37.62	400	4:52.23 37.63	450	5:30.04 37.81	500	6:07.88 37.84	9:53.39	
	550	6:46.15 38.27	600	7:24.68 38.53	650	8:02.26 37.58	700	8:40.01 37.75	750	9:17.95 37.94	800	9:53.39 35.44										
12	043448613	JIMENEZ GARCIA AINA	1990	MATARO	37,0																	
	50	32.85 32.85	100	1:09.25 36.40	150	1:46.36 37.11	200	2:23.58 37.22	250	3:00.61 37.03	300	3:37.58 36.97	350	4:15.43 37.85	400	4:53.36 37.93	450	5:30.89 37.53	500	6:09.01 38.12	9:53.48	
	550	6:46.66 37.65	600	7:24.72 38.06	650	8:02.47 37.75	700	8:40.16 37.69	750	9:17.54 37.38	800	9:53.48 35.94										
13	039434591	MARTINEZ ROCA MIRIAM	1991	SANDREU	36,0																	
	50	34.19 34.19	100	1:11.03 36.84	150	1:48.38 37.35	200	2:25.83 37.45	250	3:03.17 37.34	300	3:40.32 37.15	350	4:17.38 37.06	400	4:54.75 37.37	450	5:32.33 37.58	500	6:10.11 37.78	9:53.77	
	550	6:47.94 37.83	600	7:25.85 37.91	650	8:03.75 37.90	700	8:41.25 37.50	750	9:18.96 37.71	800	9:53.77 34.81										
14	079340609	MARTINEZ CANOSA RAQUEL	1991	NCORUÑA	35,0																	
	50	33.76 33.76	100	1:09.80 36.04	150	1:47.22 37.42	200	2:24.76 37.54	250	3:02.39 37.63	300	3:39.99 37.60	350	4:17.93 37.94	400	4:55.87 37.94	450	5:33.45 37.58	500	6:11.06 37.61	9:53.97	
	550	6:48.54 37.48	600	7:25.88 37.34	650	8:02.96 37.08	700	8:40.26 37.30	750	9:17.39 37.13	800	9:53.97 36.58										
15	075901543	GALLEGOS RODRIGUEZ LAURA	1990	UNIVGRA	34,0																	
	50	33.33 33.33	100	1:10.14 36.81	150	1:47.85 37.71	200	2:25.95 38.10	250	3:03.16 37.21	300	3:40.90 37.74	350	4:18.72 37.82	400	4:56.52 37.80	450	5:33.95 37.43	500	6:11.74 37.79	9:57.49	
	550	6:49.70 37.96	600	7:27.40 37.70	650	8:05.48 38.08	700	8:43.36 37.88	750	9:20.88 37.52	800	9:57.49 36.61										
16	043556686	MARIN ZAMORA AIDA	1991	SANDREU	33,0																	
	50	33.99 33.99	100	1:10.62 36.63	150	1:48.12 37.50	200	2:25.65 37.53	250	3:03.52 37.87	300	3:41.53 38.01	350	4:19.69 38.16	400	4:57.27 37.58	450	5:34.54 37.27	500	6:12.21 37.67	9:57.71	
	550	6:49.67 37.46	600	7:27.80 38.13	650	8:05.67 37.87	700	8:43.55 37.88	750	9:21.23 37.68	800	9:57.71 36.48										
17	076923104	BALAGUER CALVO ANDREA	1990	APSAGUS	32,0																	
	50	34.31 34.31	100	1:10.87 36.56	150	1:48.75 37.88	200	2:26.99 38.24	250	3:04.86 37.87	300	3:42.80 37.94	350	4:20.85 38.05	400	4:59.03 38.18	450	5:36.69 37.66	500	6:14.48 37.79	9:57.95	
	550	6:52.70 38.22	600	7:30.92 38.22	650	8:08.53 37.61	700	8:45.80 37.27	750	9:22.09 36.29	800	9:57.95 35.86										
18	053307366	PAMPIN SAAVEDRA CARLOTA	1990	NCORUÑA	31,0																	
	50	33.84 33.84	100	1:10.86 37.02	150	1:48.45 37.59	200	2:26.38 37.93	250	3:04.09 37.71	300	3:41.63 37.54	350	4:19.57 37.94	400	4:57.56 37.99	450	5:35.72 38.16	500	6:14.14 38.42	9:59.10	
	550	6:52.36 38.22	600	7:30.41 38.05	650	8:08.15 37.74	700	8:45.92 37.77	750	9:22.98 37.06	800	9:59.10 36.12										

RT: RETIRADO DES: DESCALIFICADO MMN: M.M. Nac. (Para Edades)  
 NP: NO PRESENTADO BAJ: BAJA RE: Record Pais





RESULTADOS

24 - 800 m. LIBRE FEMENINO



VI COPA DE ESPAÑA CLUBES INFANTIL, 27 Y 28 DE MARZO DE 2004

VALLADOLID

Datos técnicos: Piscina de 25 m., Cronometraje Electrónico

28/03/2004

MMN.13	9:01.47	VIVES MOYA ROSER	PALMA M.	17/05/1997
MMN.14	8:53.47	MUNTANER ARTIGUES CARMEN	SABADELL	20/12/2002

RK	Licencia	Nombre	Año	Club	Pts.	Resultado															
19	025197718	CAMPOS CORREDERA RAQUEL	1990	MOLIVAR	30,0																
	50	35.18 35.18	100	1:12.08 36.90	150	1:49.46 37.38	200	2:27.24 37.78	250	3:04.76 37.52	300	3:42.80 38.04	350	4:20.87 38.07	400	4:59.34 38.47	450	5:37.00 37.66	500	6:14.79 37.79	10:02.15
	550	6:53.08 38.29	600	7:31.25 38.17	650	8:09.06 37.81	700	8:47.20 38.14	750	9:25.14 37.94	800	10:02.15 37.01									
20	046462660	GARCIA RODENAS ANNA	1990	HOSPITA	29,0																
	50	32.97 32.97	100	1:09.25 36.28	150	1:47.14 37.89	200	2:25.45 38.31	250	3:04.12 38.67	300	3:42.56 38.44	350	4:20.88 38.32	400	4:59.38 38.50	450	5:38.21 38.83	500	6:16.59 38.38	10:02.42
	550	6:54.78 38.19	600	7:32.69 37.91	650	8:10.36 37.67	700	8:48.74 38.38	750	9:26.70 37.96	800	10:02.42 35.72									
21	047808465	CARVAJAL AREVALO ALICIA	1991	GRANOLL	28,0																
	50	34.25 34.25	100	1:11.24 36.99	150	1:48.83 37.59	200	2:26.47 37.64	250	3:04.45 37.98	300	3:42.36 37.91	350	4:20.49 38.13	400	4:59.05 38.56	450	5:37.23 38.18	500	6:15.65 38.42	10:03.30
	550	6:54.03 38.38	600	7:32.17 38.14	650	8:10.49 38.32	700	8:49.03 38.54	750	9:26.67 37.64	800	10:03.30 36.63									
22	032888499	MURCIA RODRIGUEZ ALBA	1990	NOVIEDO	27,0																
	50	33.51 33.51	100	1:10.50 36.99	150	1:48.15 37.65	200	2:26.24 38.09	250	3:04.18 37.94	300	3:42.49 38.31	350	4:21.09 38.60	400	4:59.11 38.02	450	5:37.68 38.57	500	6:16.00 38.32	10:03.38
	550	6:54.70 38.70	600	7:33.25 38.55	650	8:11.68 38.43	700	8:50.14 38.46	750	9:28.23 38.09	800	10:03.38 35.15									
23	053554211	FERNANDEZ MARTINEZ MARTA	1990	S.OLAYA	26,0																
	50	33.29 33.29	100	1:10.54 37.25	150	1:48.96 38.42	200	2:26.95 37.99	250	3:04.46 37.51	300	3:42.26 37.80	350	4:20.20 37.94	400	4:58.19 37.99	450	5:36.30 38.11	500	6:14.75 38.45	10:03.55
	550	6:53.35 38.60	600	7:31.93 38.58	650	8:10.40 38.47	700	8:49.11 38.71	750	9:27.95 38.84	800	10:03.55 35.60									
24	074731663	VENEGAS ALONSO ANA	1990	UNIVGRA	25,0																
	50	33.26 33.26	100	1:10.02 36.76	150	1:48.20 38.18	200	2:26.21 38.01	250	3:04.15 37.94	300	3:42.09 37.94	350	4:20.56 38.47	400	4:58.99 38.43	450	5:36.52 37.53	500	6:14.76 38.24	10:03.86
	550	6:53.04 38.28	600	7:31.58 38.54	650	8:10.77 39.19	700	8:49.48 38.71	750	9:27.79 38.31	800	10:03.86 36.07									
25	071664075	CORTES FERNANDEZ MARIA	1990	NOVIEDO	24,0																
	50	32.35 32.35	100	1:08.00 35.65	150	1:44.56 36.56	200	2:21.68 37.12	250	2:59.02 37.34	300	3:37.16 38.14	350	4:15.65 38.49	400	4:54.60 38.95	450	5:32.98 38.38	500	6:11.52 38.54	10:05.06
	550	6:50.46 38.94	600	7:29.56 39.10	650	8:08.50 38.94	700	8:47.91 39.41	750	9:27.25 39.34	800	10:05.06 37.81									
26	043184301	FORTEZA PIERAS Mª DEL CARMEN	1990	SALLE-P	23,0																
	50	35.43 35.43	100	1:13.14 37.71	150	1:51.71 38.57	200	2:29.27 37.56	250	3:07.34 38.07	300	3:45.72 38.38	350	4:23.68 37.96	400	5:02.39 38.71	450	5:41.08 38.69	500	6:19.62 38.54	10:09.42
	550	6:58.19 38.57	600	7:36.68 38.49	650	8:15.46 38.78	700	8:54.09 38.63	750	9:32.40 38.31	800	10:09.42 37.02									
27	038861535	FABREGAS VAZQUEZ ELENA	1990	MATARO	22,0																
	50	35.04 35.04	100	1:11.94 36.90	150	1:49.61 37.67	200	2:27.39 37.78	250	3:05.08 37.69	300	3:43.43 38.35	350	4:22.30 38.87	400	5:00.94 38.64	450	5:39.31 38.37	500	6:18.07 38.76	10:10.23
	550	6:57.04 38.97	600	7:35.86 38.82	650	8:14.72 38.86	700	8:54.06 39.34	750	9:32.96 38.90	800	10:10.23 37.27									

RT: RETIRADO      DES: DESCALIFICADO      MMN: M.M. Nac. (Para Edades)  
 NP: NO PRESENTADO      BAJ: BAJA      RE: Record Pais





## VI COPA DE ESPAÑA CLUBES INFANTIL, 27 Y 28 DE MARZO DE 2004

VALLADOLID  
28/03/2004

Datos técnicos: Piscina de 25 m., Cronometraje Electrónico

MMN.13	9:01.47	VIVES MOYA ROSER	PALMA M.	17/05/1997
MMN.14	8:53.47	MUNTANER ARTIGUES CARMEN	SABADELL	20/12/2002

RK	Licencia	Nombre		Año	Club	Pts.	Resultado					
28	047883761	MARTINEZ JIMENEZ SILVIA		1990	MEDITER	21,0						
	50	34.23	100 1:12.41	150 1:51.76	200 2:30.89	250 3:09.53	300 3:48.48	350 4:27.90	400 5:06.82	450 5:46.30	500 6:25.51	10:13.06
		34.23	38.18	39.35	39.13	38.64	38.95	39.42	38.92	39.48	39.21	
	550	7:04.73	600 7:42.27	650 8:19.96	700 8:58.21	750 9:36.37	800 10:13.06					
		39.22	37.54	37.69	38.25	38.16	36.69					
29	047846764	FARRES FONT LAURA		1991	VIC-ETB	20,0						
	50	34.27	100 1:10.84	150 1:49.10	200 2:27.88	250 3:06.65	300 3:45.94	350 4:25.14	400 5:04.30	450 5:43.55	500 6:22.49	10:14.73
		34.27	36.57	38.26	38.78	38.77	39.29	39.20	39.16	39.25	38.94	
	550	7:01.69	600 7:40.39	650 8:19.75	700 8:59.25	750 9:38.19	800 10:14.73					
		39.20	38.70	39.36	39.50	38.94	36.54					
30	076972330	REINAO CEGOÑINO VIRGINIA		1990	APSAGUS	19,0						
	50	34.28	100 1:11.05	150 1:49.24	200 2:27.66	250 3:06.26	300 3:44.96	350 4:23.84	400 5:02.58	450 5:41.56	500 6:22.38	10:15.15
		34.28	36.77	38.19	38.42	38.60	38.70	38.88	38.74	38.98	40.82	
	550	7:01.69	600 7:40.46	650 8:19.64	700 8:58.84	750 9:37.91	800 10:15.15					
		39.31	38.77	39.18	39.20	39.07	37.24					
31	073002449	DOBON RICARTE VEGA		1991	MOLIVAR	18,0						
	50	35.06	100 1:13.53	150 1:52.89	200 2:32.13	250 3:11.25	300 3:50.24	350 4:29.16	400 5:08.52	450 5:47.47	500 6:26.49	10:16.32
		35.06	38.47	39.36	39.24	39.12	38.99	38.92	39.36	38.95	39.02	
	550	7:05.48	600 7:44.35	650 8:22.99	700 9:01.21	750 9:36.37	800 10:16.32					
		38.99	38.87	38.64	38.22	35.16	39.95					
32	044736653	NALDA GONZALEZ MARIA		1990	METPOLE	17,0						
	50	33.51	100 1:10.64	150 1:48.33	200 2:26.62	250 3:05.26	300 3:44.38	350 4:23.35	400 5:02.53	450 5:41.61	500 6:21.30	10:16.50
		33.51	37.13	37.69	38.29	38.64	39.12	38.97	39.18	39.08	39.69	
	550	7:00.79	600 7:40.51	650 8:20.17	700 8:59.57	750 9:39.06	800 10:16.50					
		39.49	39.72	39.66	39.40	39.49	37.44					
33	046468387	DIAGO MIRAVET ANNA		1990	MEDITER	16,0						
	50	34.57	100 1:13.34	150 1:52.20	200 2:30.95	250 3:09.47	300 3:48.62	350 4:27.71	400 5:07.17	450 5:46.24	500 6:25.08	10:17.14
		34.57	38.77	38.86	38.75	38.52	39.15	39.09	39.46	39.07	38.84	
	550	7:04.15	600 7:43.00	650 8:22.22	700 9:01.76	750 9:40.09	800 10:17.14					
		39.07	38.85	39.22	39.54	38.33	37.05					
34	074371906	HERRERO GARCIA RUTH		1990	CNELCHE	15,0						
	50	35.11	100 1:12.70	150 1:50.76	200 2:28.91	250 3:07.23	300 3:46.13	350 4:25.21	400 5:04.18	450 5:43.01	500 6:22.84	10:18.95
		35.11	37.59	38.06	38.15	38.32	38.90	39.08	38.97	38.83	39.83	
	550	7:02.19	600 7:42.50	650 8:22.68	700 9:02.73	750 9:42.56	800 10:18.95					
		39.35	40.31	40.18	40.05	39.83	36.39					
35	044733600	GARCIA PARDAVILA IRIA		1991	METPOLE	14,0						
	50	34.27	100 1:13.35	150 1:53.15	200 2:32.70	250 3:11.50	300 3:50.98	350 4:30.58	400 5:09.49	450 5:49.35	500 6:28.60	10:20.83
		34.27	39.08	39.80	39.55	38.80	39.48	39.60	38.91	39.86	39.25	
	550	7:07.96	600 7:47.08	650 8:26.73	700 9:06.10	750 9:45.01	800 10:20.83					
		39.36	39.12	39.65	39.37	38.91	35.82					
36	045773980	DORESTE GONZALEZ AINOHA		1990	LPALMAS	13,0						
	50	35.52	100 1:14.66	150 1:54.15	200 2:33.70	250 3:13.82	300 3:53.35	350 4:32.95	400 5:12.32	450 5:52.08	500 6:32.12	10:25.68
		35.52	39.14	39.49	39.55	40.12	39.53	39.60	39.37	39.76	40.04	
	550	7:12.09	600 7:51.04	650 8:30.66	700 9:11.69	750 9:49.07	800 10:25.68					
		39.97	38.95	39.62	41.03	37.38	36.61					

RT: RETIRADO DES: DESCALIFICADO MMN: M.M. Nac. (Para Edades)

NP: NO PRESENTADO

BAJ: BAJA

RE: Record Pais

MSL SW.RESULTADOS\_PRUEBA.24-8 Información correcta a 12:19:53 28/03/2004

4 / 6

SPORTTEC Sistemas de Información, MSL Software - www.msl.es

Junta de  
Castilla y León

Caja España





VI COPA DE ESPAÑA CLUBES INFANTIL, 27 Y 28 DE MARZO DE 2004

VALLADOLID

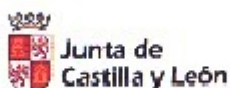
Datos técnicos: Piscina de 25 m., Cronometraje Electrónico

28/03/2004

MMN.13	9:01.47	VIVES MOYA ROSER	PALMA M.	17/05/1997
MMN.14	8:53.47	MUNTANER ARTIGUES CARMEN	SABADELL	20/12/2002

RK	Licencia	Nombre	Año	Club	Pts.	Resultado															
37	P00600014	DEL PINO DIAZ YENNY	1990	LPALMAS	12,0																
	50	35.51 35.51	100	1:15.05 39.54	150	1:54.72 39.67	200	2:34.07 39.35	250	3:14.05 39.98	300	3:53.45 39.40	350	4:32.92 39.47	400	5:12.82 39.90	450	5:52.67 39.85	500	6:32.56 39.89	10:26.26
	550	7:12.76 40.20	600	7:52.47 39.71	650	8:31.66 39.19	700	9:12.17 40.51	750	9:50.48 38.31	800	10:26.26 35.78									
38	074371064	AGULLO GONZALVEZ ALBA	1990	CNELCHE	11,0																
	50	35.11 35.11	100	1:13.93 38.82	150	1:53.45 39.52	200	2:33.16 39.71	250	3:12.75 39.59	300	3:51.93 39.18	350	4:31.76 39.83	400	5:11.45 39.69	450	5:51.62 40.17	500	6:31.61 39.99	10:28.00
	550	7:11.01 39.40	600	7:50.62 39.61	650	8:30.65 40.03	700	9:10.73 40.08	750	9:50.41 39.68	800	10:28.00 37.59									
39	077419956	COUTO LOPEZ ANDREA	1990	GALAICO	10,0																
	50	35.03 35.03	100	1:13.26 38.23	150	1:52.15 38.89	200	2:31.41 39.26	250	3:10.72 39.31	300	3:50.28 39.56	350	4:30.30 40.02	400	5:10.11 39.81	450	5:50.18 40.07	500	6:30.47 40.29	10:28.62
	550	7:10.08 39.61	600	7:50.25 40.17	650	8:30.56 40.31	700	9:10.74 40.18	750	9:50.64 39.90	800	10:28.62 37.98									
40	099070916	GARCIA CLOSA MARIA	1990	C.N.B.	9,0																
	50	36.00 36.00	100	1:14.92 38.92	150	1:54.18 39.26	200	2:34.30 40.12	250	3:14.05 39.75	300	3:53.87 39.82	350	4:33.65 39.78	400	5:13.44 39.79	450	5:53.29 39.85	500	6:33.01 39.72	10:31.80
	550	7:13.25 40.24	600	7:53.50 40.25	650	8:33.27 39.77	700	9:13.19 39.92	750	9:53.07 39.88	800	10:31.80 38.73									
41	050884186	DUEÑAS PINO ANA	1991	COVIBAR	8,0																
	50	36.53 36.53	100	1:16.10 39.57	150	1:55.33 39.23	200	2:35.20 39.87	250	3:15.28 40.08	300	3:55.23 39.95	350	4:34.83 39.60	400	5:15.79 40.96	450	5:56.38 40.59	500	6:36.83 40.45	10:35.92
	550	7:17.17 40.34	600	7:57.80 40.63	650	8:38.59 40.79	700	9:19.09 40.50	750	9:58.93 39.84	800	10:35.92 36.99									
42	002713007	FERNANDEZ CUADRADO HENAR	1991	COVIBAR	7,0																
	50	36.47 36.47	100	1:16.11 39.64	150	1:55.74 39.63	200	2:35.88 40.14	250	3:15.85 39.97	300	3:56.48 40.63	350	4:37.16 40.68	400	5:17.90 40.74	450	5:58.42 40.52	500	6:38.98 40.56	10:37.31
	550	7:20.02 41.04	600	8:00.69 40.67	650	8:41.16 40.47	700	9:21.82 40.66	750	10:00.24 38.42	800	10:37.31 37.07									
43	071168883	CAMAZON LLORENTE SANDRA	1991	GIMVALL	6,0																
	50	34.61 34.61	100	1:13.40 38.79	150	1:53.70 40.30	200	2:34.35 40.65	250	3:14.49 40.14	300	3:55.31 40.82	350	4:36.52 41.21	400	5:17.44 40.92	450	5:57.15 39.71	500	6:37.82 40.67	10:39.08
	550	7:19.28 41.46	600	8:00.09 40.81	650	8:41.09 41.00	700	9:21.25 40.16	750	10:01.61 40.36	800	10:39.08 37.47									
44	099071225	JIMENEZ MAMANI ANABEL	1990	HOSPITA	5,0																
	50	35.82 35.82	100	1:14.52 38.70	150	1:54.41 39.89	200	2:35.13 40.72	250	3:15.63 40.50	300	3:55.85 40.22	350	4:36.52 40.67	400	5:17.18 40.66	450	5:57.68 40.50	500	6:38.29 40.61	10:40.75
	550	7:18.61 40.32	600	7:59.48 40.87	650	8:40.21 40.73	700	9:20.80 40.59	750	10:01.46 40.66	800	10:40.75 39.29									
45	071169836	DIEZ FERNANDEZ MARTA	1991	GIMVALL	4,0																
	50	33.35 33.35	100	1:11.38 38.03	150	1:51.03 39.65	200	2:31.30 40.27	250	3:12.57 41.27	300	3:53.77 41.20	350	4:34.90 41.13	400	5:16.60 41.70	450	5:57.91 41.31	500	6:39.31 41.40	10:46.60
	550	7:20.59 41.28	600	8:02.35 41.76	650	8:44.10 41.75	700	9:25.87 41.77	750	10:06.84 40.97	800	10:46.60 39.76									

RT: RETIRADO DES: DESCALIFICADO MMN: M.M. Nac. (Para Edades)  
 NP: NO PRESENTADO BAJ: BAJA RE: Record Pais





RESULTADOS

24 - 800 m. LIBRE FEMENINO



VI COPA DE ESPAÑA CLUBES INFANTIL, 27 Y 28 DE MARZO DE 2004

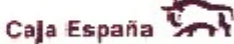
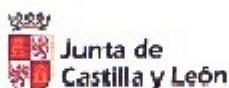
VALLADOLID  
28/03/2004

Datos técnicos: Piscina de 25 m., Cronometraje Electrónico

MMN.13	9:01.47	VIVES MOYA ROSER	PALMA M.	17/05/1997
MMN.14	8:53.47	MUNTANER ARTIGUES CARMEN	SABADELL	20/12/2002

RK	Licencia	Nombre	Año	Club	Pts.	Resultado															
46	043184275	MOYA PELLICER Mª VICTORIA	1991	CVOLTOR	3,0																
	50	38.25	100	1:19.02	150	2:01.25	200	2:44.99	250	3:28.70	300	4:12.38	350	4:56.62	400	5:40.78	450	6:25.32	500	7:10.11	10:47.71
		38.25		40.77		42.23		43.74		43.71		43.68		44.24		44.16		44.54		44.79	
	550	7:54.73	600	8:39.82	650	9:24.15	700	10:07.20	750	10:47.89	800	10:47.71									
		44.62		45.09		44.33		43.05		40.69		0.00									
47	047658191	RODRIGUEZ LOPEZ MONTSERRAT	1990	C.N.B.	2,0																
	50	35.94	100	1:16.77	150	1:58.08	200	2:39.69	250	3:21.28	300	4:02.76	350	4:44.53	400	5:26.25	450	6:08.25	500	6:49.02	10:55.26
		35.94		40.83		41.31		41.61		41.59		41.48		41.77		41.72		42.00		40.77	
	550	7:30.69	600	8:12.27	650	8:54.36	700	9:35.18	750	10:16.34	800	10:55.26									
		41.67		41.58		42.09		40.82		41.16		38.92									
48	043158802	GARCIA GUILLEN ANA ALICIA	1990	CVOLTOR	1,0																
	50	40.60	100	1:24.83	150	2:09.68	200	2:54.94	250	3:40.70	300	4:26.31	350	5:11.67	400	5:57.42	450	6:43.09	500	7:28.86	11:59.30
		40.60		44.23		44.85		45.26		45.76		45.61		45.36		45.75		45.67		45.77	
	550	8:14.46	600	8:59.79	650	9:45.57	700	10:31.33	750	11:17.25	800	11:59.30									
		45.60		45.33		45.78		45.76		45.92		42.05									

RT: RETIRADO      DES: DESCALIFICADO      MMN: M.M. Nac. (Para Edades)  
 NP: NO PRESENTADO      BAJ: BAJA      RE: Record Pais







RESULTADOS

25 - 4x50 LIBRE MASCULINO



VI COPA DE ESPAÑA CLUBES INFANTIL, 27 Y 28 DE MARZO DE 2004

VALLADOLID

Datos técnicos: Piscina de 25 m., Cronometraje Electrónico

28/03/2004

RK	Club	Nombre	Club	Pts.	Resultado
1	00053	<b>REAL CANOE N.C.</b>	CANOENC	102,0	1:40.24
		1 JIMENEZ MARTIN ADRIAN	1988	50' - 24.98'	24.98'
		2 RODRIGUEZ GONZALEZ JOSE	1988	100' - 50.41'	25.43'
		3 GARCIA ZALOÑA ALEJANDRO	1988	150' - 1:15.38'	24.97'
		4 LOPEZ NIETO MARCOS	1988	200' - 1:40.24'	24.86'
2	00746	<b>A.D.N. VISTA ALEGRE</b>	VALEGRE	96,0	1:41.67
		1 ROJAS ARJONA PABLO	1988	50' - 25.60'	25.60'
		2 DE LA HABA ALBA ANTONIO	1989	100' - 51.71'	26.11'
		3 NAVARRO MORALES VICENTE	1988	150' - 1:17.84'	26.13'
		4 MUÑOZ PEREZ RAFAEL	1988	200' - 1:41.67'	23.83'
3	00183	<b>CST-CST COSTA AZAHAR</b>	CAZAHAR	92,0	1:42.06
		1 GONZALEZ JUAREZ VICTOR	1988	50' - 26.41'	26.41'
		2 MONDRAGON PERIS ALEJANDRO	1988	100' - 52.93'	26.52'
		3 MEDALL MELIA ROBERT	1988	150' - 1:18.26'	25.33'
		4 BENAGES SIMO VICTOR	1988	200' - 1:42.06'	23.80'
4	00054	<b>C.N. METROPOLE</b>	METPOLE	90,0	1:42.36
		1 MARIÑO SANTANA JAVIER	1988	50' - 25.20'	25.20'
		2 BLANCO MACHADO JOSE Mª	1988	100' - 50.28'	25.08'
		3 RODRIGUEZ RAMIREZ CARLOS	1989	150' - 1:17.11'	26.83'
		4 BELINCHON BEUN PEDRO	1988	200' - 1:42.36'	25.25'
5	00136	<b>E.M. EL OLIVAR</b>	MOLIVAR	88,0	1:42.77
		1 REQUENO SOLER CARLOS	1988	50' - 26.00'	26.00'
		2 HORCAS HERRERA ALEJANDRO	1989	100' - 52.68'	26.68'
		3 SORO ARROYO MARIO	1989	150' - 1:17.96'	25.28'
		4 GARCIA BAJO MIGUEL	1988	200' - 1:42.77'	24.81'

RT: RETIRADO DES: DESCALIFICADO MMN: M.M. Nac. (Para Edades)  
 NP: NO PRESENTADO BAJ: BAJA RE: Record Pais



Junta de Castilla y León

Caja España





**RESULTADOS**

**25 - 4x50 LIBRE MASCULINO**



**VI COPA DE ESPAÑA CLUBES INFANTIL, 27 Y 28 DE MARZO DE 2004**

**VALLADOLID**

Datos técnicos: Piscina de 25 m., Cronometraje Electrónico

**28/03/2004**

RK	Club	Nombre	Club		Pts.	Resultado
6	00058	<b>C.N. SABADELL</b>	SABADEL		86,0	1:43.19
		1 MAYOL ANDURELL MARC	1988	50 25.92 25.92		
		2 COSTA RUIZ RAUL	1988	100 52.76 26.84		
		3 LOPEZ ROT AARON	1988	150 1:18.78 26.02		
		4 DE CLARES RIVERO RAFAEL	1988	200 1:43.19 24.41		
7	00843	<b>A.D. SARABRIS</b>	SARABRI		84,0	1:44.45
		1 JIMENEZ HERRAEZ ANTONIO	1988	50 26.77 26.77		
		2 ALONSO TELLEZ JOSE ANTONIO	1988	100 52.40 25.63		
		3 HERNANSANZ QUEVEDO JAIME	1989	150 1:18.39 25.99		
		4 CALVO SANCHEZ ADRIAN	1988	200 1:44.45 26.06		
8	00574	<b>CN.MARLINS MORATALAZ</b>	MARLINS		82,0	1:44.55
		1 PASCUAL LOPEZ JUAN MANUEL	1989	50 27.02 27.02		
		2 MARTINEZ COTO PABLO	1988	100 53.61 26.59		
		3 PERDIGUERO AGUILERA PABLO	1988	150 1:19.56 25.95		
		4 SALAS BENAVENTE FERNANDO	1988	200 1:44.55 24.99		
9	00135	<b>C.N. SANTA OLAYA</b>	S.OLAYA		80,0	1:44.92
		1 SAN MILLAN ALVAREZ DAVID	1988	50 26.97 26.97		
		2 VALDES VALDAZO JAVIER	1988	100 53.09 26.12		
		3 VALDES VALDAZO RAFAEL	1989	150 1:20.05 26.96		
		4 PARADIÑEIRO ALVAREZ HECTOR	1988	200 1:44.92 24.87		
10	00784	<b>C.N. GALAICO</b>	GALAICO		78,0	1:45.08
		1 PORTELA ÁLVAREZ IAGO	1988	50 26.23 26.23		
		2 PEREZ ESTEVEZ BRUNO	1988	100 52.92 26.69		
		3 SEOANE LIBERATA ARTURO	1989	150 1:19.65 26.73		
		4 VILLAVERDE PARADA YAGO	1989	200 1:45.08 25.43		

RT: RETIRADO DES: DESCALIFICADO MMN: M.M. Nac. (Para Edades)  
 NP: NO PRESENTADO BAJ: BAJA RE: Record Pais



Junta de Castilla y León

Caja España





RESULTADOS

25 - 4x50 LIBRE MASCULINO



VI COPA DE ESPAÑA CLUBES INFANTIL, 27 Y 28 DE MARZO DE 2004

VALLADOLID

Datos técnicos: Piscina de 25 m., Cronometraje Electrónico

28/03/2004

RK	Club	Nombre	Club		Pts.	Resultado
11	00061	<b>C.N. SANT ANDREU</b>	SANDREU		76,0	1:45.10
		1 PERALTA SABATE MARC	1988	50 26.45 26.45		
		2 CABELLO FORNS ALAN	1988	100 50.90 24.45		
		3 SAN MARTIN TRESOLS LUIS	1988	150 1:16.96 26.06		
		4 MARTINEZ MORALES CARMELO	1989	200 1:45.10 28.14		
12	00069	<b>C.N. HOSPITALET</b>	HOSPITA		74,0	1:45.11
		1 GARCIA RODENAS CARLES	1988	50 26.56 26.56		
		2 ARACIL HERRERO MARC	1989	100 52.39 25.83		
		3 MARIN DIEZ VICTOR	1989	150 1:18.81 26.42		
		4 ESPEJO GOMEZ ESTEBAN	1988	200 1:45.11 26.30		
13	00137	<b>C.N. CIUDAD ALTA</b>	CIUALTA		72,0	1:45.51
		1 JORGE CRUZ MIGUEL ANGEL	1988	50 26.01 26.01		
		2 MACIUNIAK BARTL IVAN	1989	100 53.04 27.03		
		3 SANTOS DEL RIO ADAY	1988	150 1:20.19 27.15		
		4 RODRIGUEZ MONTESDEOCA KEVIN	1989	200 1:45.51 25.32		
14	00062	<b>C.N. CATALUNYA</b>	CATALUN		70,0	1:45.60
		1 SOTO BOTEY NELSON	1988	50 27.39 27.39		
		2 MUÑOZ MUÑOZ OSCAR FCO.	1988	100 54.29 26.90		
		3 CATALAN PEREA AARON	1988	150 1:19.47 25.18		
		4 MARTINEZ GARCIA FERRAN	1988	200 1:45.60 26.13		
15	00727	<b>C.N. CASTILLA-BURGOS</b>	CASTILB		68,0	1:45.69
		1 ALONSO DE SANTOCILDES NEB S.	1988	50 25.01 25.01		
		2 REY RENEDO ALBERTO	1988	100 51.18 26.17		
		3 RIBERAS HORTIGOSA JUAN	1989	150 1:18.66 27.48		
		4 DEL VAL OLALLA RODRIGO	1989	200 1:45.69 27.03		

RT: RETIRADO DES: DESCALIFICADO MMN: M.M. Nac. (Para Edades)  
 NP: NO PRESENTADO BAJ: BAJA RE: Record Pais



Junta de Castilla y León

Caja España





## VI COPA DE ESPAÑA CLUBES INFANTIL, 27 Y 28 DE MARZO DE 2004

VALLADOLID

Datos técnicos: Piscina de 25 m., Cronometraje Electrónico

28/03/2004

RK	Club	Nombre	Club		Pts.	Resultado
16	00114	<b>STADIUM VENECIA</b>	STVENEK		66,0	1:45.80
	1	CALAIZA PERIBAÑEZ RUBEN	1988	50 27.56 27.56		
	2	SANCHEZ MONTERDE GABRIEL	1989	100 54.09 26.53		
	3	LASANTA RICA DAVID	1988	150 1:19.22 25.13		
	4	ALEGRE BAILO SERGIO	1988	200 1:45.80 26.58		
17	00003	<b>C.N.CIUDAD DE OVIEDO</b>	NOVIEDO		64,0	1:46.00
	1	FERNANDEZ FERNANDEZ JOSE M.	1988	50 26.08 26.08		
	2	SUAREZ FELGUEROSO EFREN	1989	100 52.43 26.35		
	3	VAZQUEZ LUEJE JULIAN	1988	150 1:18.85 26.42		
	4	LOPEZ RODRIGUEZ DAVID J.	1988	200 1:46.00 27.15		
18	00553	<b>C.N. ELCHE</b>	CNELCHE		62,0	1:46.05
	1	CANDELA DE LA TORRE ANDRES	1988	50 26.73 26.73		
	2	MARTIN FLORES ALBERTO	1988	100 54.03 27.30		
	3	BOTELLA TEROL RAMON	1988	150 1:20.78 26.75		
	4	VIVES GOMIS CARLOS	1988	200 1:46.05 25.27		
19	00057	<b>C.N. TERRASSA</b>	TARRASA		60,0	1:46.92
	1	UROZ MUÑOZ VICTOR	1989	50 26.02 26.02		
	2	MUÑOZ ILLANA VICTOR	1988	100 52.86 26.84		
	3	RAMOS ALTET GUILLEM	1988	150 1:20.40 27.54		
	4	PASCUAL MERINO ALEIX	1988	200 1:46.92 26.52		
20	00076	<b>C.E. MEDITERRANI</b>	MEDITER		58,0	1:47.23
	1	CHIAPPE MADSEN SEBASTIAN	1988	50 26.98 26.98		
	2	LOPEZ SUSMOZAS ROMAN	1988	100 54.18 27.20		
	3	FRIAS LLORET CARLOS	1989	150 1:20.90 26.72		
	4	GARCIA EGEA SERGIO	1989	200 1:47.23 26.33		

RT: RETIRADO  
NP: NO PRESENTADODES: DESCALIFICADO  
BAJ: BAJAMMN: M.M. Nac. (Para Edades)  
RE: Record Pais

Junta de Castilla y León

Caja España





**RESULTADOS**

**25 - 4x50 LIBRE MASCULINO**



**VI COPA DE ESPAÑA CLUBES INFANTIL, 27 Y 28 DE MARZO DE 2004**

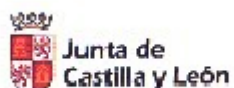
**VALLADOLID**

Datos técnicos: Piscina de 25 m., Cronometraje Electrónico

**28/03/2004**

RK	Club	Nombre	Club		Pts.	Resultado
21	00157	<b>C.N.GIMN. VALLADOLID</b>	GIMVALL		56,0	1:47.90
		1 VICO ABAD JOSE	1988	50 27.11 27.11		
		2 SANCHEZ SANZ RAUL	1989	100 53.75 26.64		
		3 GARCIA MARTINEZ JORGE A.	1988	150 1:20.96 27.21		
		4 CALLE MUÑOZ M.C.	1988	200 1:47.90 26.94		
22	00056	<b>CN.PALMA DE MALLORCA</b>	CNPALMA		54,0	1:49.03
		1 RODRIGUEZ PULIDO JUAN LUIS	1989	50 27.07 27.07		
		2 REBASSA GIMENEZ JOAN	1988	100 53.81 26.74		
		3 RICO DEL CAMPO MANUEL	1989	150 1:21.20 27.39		
		4 NAVARRO REAL FRANCESC	1988	200 1:49.03 27.83		
23	00106	<b>C.N. MATARO</b>	MATARO		52,0	1:49.14
		1 VALLEJO VAZQUEZ EMILIO	1988	50 27.21 27.21		
		2 SADURNI FIGUERES MARC	1988	100 54.55 27.34		
		3 MORAN BRANZUELO MARC	1988	150 1:22.50 27.95		
		4 VALLS SEBASTIAN ALBERT	1988	200 1:49.14 26.64		
24	00378	<b>C.N. CIUDAD REAL</b>	CIUREAL		50,0	1:50.52
		1 DEL CERRO MARTÍN-ONDARZA JAIME	1988	50 26.37 26.37		
		2 MONCADA ROLDAN MIGUEL	1989	100 55.29 28.92		
		3 BALLESTEROS MORA DAVID	1989	150 1:22.57 27.28		
		4 MONTEALEGRE SANTIAGO VICTOR	1988	200 1:50.52 27.95		

RT: RETIRADO      DES: DESCALIFICADO      MMN: M.M. Nac. (Para Edades)  
 NP: NO PRESENTADO      BAJ: BAJA      RE: Record Pais





RESULTADOS

26 - 4x50 LIBRE FEMENINO



VI COPA DE ESPAÑA CLUBES INFANTIL, 27 Y 28 DE MARZO DE 2004

Datos técnicos: Piscina de 25 m., Cronometraje Electrónico

VALLADOLID

28/03/2004

RK	Club	Nombre	Club		Pts.	Resultado
1	00058	<b>C.N. SABADELL</b>	SABADEL		102,0	1:55.70
		1 MARTINEZ BLAZQUEZ MIRIAM	1990	50' - 29.28'		
				29.28'		
		2 GOMEZ RAMON ANAIS	1990	100' - 58.27'		
				28.99'		
		3 MARTINEZ PEREZ SANDRA	1990	150' - 1:27.17'		
				28.90'		
		4 GALA GARCIA RAQUEL MARIA	1990	200' - 1:55.70'		
				28.53'		
2	00057	<b>C.N. TERRASSA</b>	TARRASA		96,0	1:55.98
		1 MECA MORA ESTHER	1990	50' - 29.60'		
				29.60'		
		2 CAMPO CASAJUS CARLA	1991	100' - 58.35'		
				28.75'		
		3 ALVAREZ JURADO JESSICA	1990	150' - 1:27.12'		
				28.77'		
		4 CRISTOBAL COPPULO GEMMA	1991	200' - 1:55.98'		
				28.86'		
3	00157	<b>C.N.GIMN. VALLADOLID</b>	GIMVALL		92,0	1:58.11
		1 SOTO MARFULL BLANCA	1990	50' - 28.21'		
				28.21'		
		2 BALLESTEROS NIETO DANIELA	1990	100' - 57.22'		
				29.01'		
		3 RODRIGUEZ GARCIA MARIA ANGELES	1990	150' - 1:27.84'		
				30.62'		
		4 ESPINOSA MONTEROS ALVARE R.	1990	200' - 1:58.11'		
				30.27'		
4	00062	<b>C.N. CATALUNYA</b>	CATALUN		90,0	1:58.72
		1 COBO TUSET NADIA	1990	50' - 29.80'		
				29.80'		
		2 VIZCAINO BADIA BERTA	1990	100' - 58.75'		
				28.95'		
		3 CUCURULL GUARDIOLA LAURA	1990	150' - 1:29.35'		
				30.60'		
		4 BARRABINO PONCE ANNA	1990	200' - 1:58.72'		
				29.37'		
5	00003	<b>C.N.CIUDAD DE OVIEDO</b>	NOVIEDO		88,0	1:59.01
		1 TRAPIELLO ALVAREZ EITA	1990	50' - 29.35'		
				29.35'		
		2 CORTES FERNANDEZ MARIA	1990	100' - 58.90'		
				29.55'		
		3 FONSECA VILLA SUSANA	1990	150' - 1:29.26'		
				30.36'		
		4 FERNANDEZ GARCIA MARIA	1990	200' - 1:59.01'		
				29.75'		

RT: RETIRADO DES: DESCALIFICADO MMN: M.M. Nac. (Para Edades)  
 NP: NO PRESENTADO BAJ: BAJA RE: Record Pais

MSL SW.RES\_RELEVOS\_PRUEBA.26- Información correcta a 12:44:00 28/03/2004  
 SPORTEC Sistemas de Información, MSL Software - www.msl.es



Junta de Castilla y León

Caja España





## VI COPA DE ESPAÑA CLUBES INFANTIL, 27 Y 28 DE MARZO DE 2004

VALLADOLID

Datos técnicos: Piscina de 25 m., Cronometraje Electrónico

28/03/2004

RK	Club	Nombre	Club		Pts.	Resultado
6	00602	<b>C.D.U. GRANADA</b>	UNIVGRA		86,0	1:59.03
		1 SERVILLERA TORRES MIRIAM	1990	50 30.37 30.37		
		2 GALLEGOS RODRIGUEZ LAURA	1990	100 1:00.52 30.15		
		3 VENEGAS ALONSO ANA	1990	150 1:30.54 30.02		
		4 SANCHEZ JEREZ CLARA	1990	200 1:59.03 28.49		
7	00848	<b>C.N. LA SALLE-PALMA</b>	SALLE-P		84,0	1:59.32
		1 GAMEZ HORNOS ELENA	1991	50 30.64 30.64		
		2 MORENO REDONDO ANTEA	1991	100 1:00.22 29.58		
		3 HERNANDEZ AMOROS CRISTINA	1990	150 1:30.19 29.97		
		4 BLEDA MARTIN M <sup>a</sup> DEL CARMEN	1990	200 1:59.32 29.13		
8	00784	<b>C.N. GALAICO</b>	GALAICO		82,0	1:59.49
		1 CRESPO GONZALEZ MIRIAM	1990	50 29.83 29.83		
		2 BARROS GARCÍA ARANTXA	1990	100 59.94 30.11		
		3 VILARIÑO GARCÍA XENIA	1991	150 1:30.31 30.37		
		4 GARCIA ACUÑA ANDREA	1990	200 1:59.49 29.18		
9	00106	<b>C.N. MATARO</b>	MATARO		80,0	1:59.76
		1 CORDOBA NAVARRO SARA	1990	50 30.21 30.21		
		2 SAINZ AIZPURUA ANE	1990	100 1:00.14 29.93		
		3 ARBONES RUBIO MARTA	1990	150 1:30.70 30.56		
		4 JIMENEZ GARCIA AINA	1990	200 1:59.76 29.06		
10	00135	<b>C.N. SANTA OLAYA</b>	S.OLAYA		78,0	1:59.95
		1 RANCAÑO BENITEZ ALDANA	1990	50 30.05 30.05		
		2 FERNANDEZ MARTINEZ MARTA	1990	100 1:00.31 30.26		
		3 BARRIOS VINCELLE YAIZA	1991	150 1:30.66 30.35		
		4 BUENO MEANA PATRICIA	1990	200 1:59.95 29.29		

RT: RETIRADO  
NP: NO PRESENTADODES: DESCALIFICADO  
BAJ: BAJAMMN: M.M. Nac. (Para Edades)  
RE: Record PaisMSL SW.RES\_RELEVOS\_PRUEBA.26- Información correcta a 12:44:00 28/03/2004  
SPORTEC Sistemas de Información, MSL Software - www.msl.es

2 / 5

Junta de  
Castilla y León

Caja España





**RESULTADOS**

**26 - 4x50 LIBRE FEMENINO**



**VI COPA DE ESPAÑA CLUBES INFANTIL, 27 Y 28 DE MARZO DE 2004**

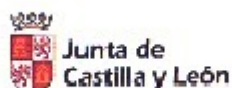
**VALLADOLID**

Datos técnicos: Piscina de 25 m., Cronometraje Electrónico

**28/03/2004**

RK	Club	Nombre	Club		Pts.	Resultado
11	00061	<b>C.N. SANT ANDREU</b>	SANDREU		76,0	2:00.28
	1	MARTINEZ DE DIEGO PATRICIA	1990	50 30.11 30.11		
	2	MARI HUERTA ANDREA	1990	100 58.94 28.83		
	3	MARTINEZ ROCA MIRIAM	1991	150 1:29.61 30.67		
	4	PEREZ ARAU SONIA	1991	200 2:00.28 30.67		
12	00250	<b>C.N. VIC-ETB</b>	VIC-ETB		74,0	2:00.90
	1	GONZALEZ CRIVILLERS NEUS	1991	50 28.46 28.46		
	2	ABARCA CIRERA ELISENDA	1990	100 1:01.11 32.65		
	3	NOVELLAS COMA JUDIT	1990	150 1:30.58 29.47		
	4	VILAMITJANA SADURNI OLGA	1990	200 2:00.90 30.32		
13	00099	<b>C.N. GRANOLLERS</b>	GRANOLL		72,0	2:01.29
	1	LLOBET COLOMER ROCIO	1991	50 29.99 29.99		
	2	HUMEDAS GONZALEZ LAIA	1990	100 1:00.34 30.35		
	3	RABASSA BLANCO NURIA	1990	150 1:30.84 30.50		
	4	ARROYO BARRUFET MARIA	1991	200 2:01.29 30.45		
14	00186	<b>C.N. CORUÑA</b>	NCORUÑA		70,0	2:01.48
	1	CARBALLO REY LARA	1991	50 30.39 30.39		
	2	CIDRAS ANGEL IRIA	1990	100 1:01.08 30.69		
	3	MARTINEZ CANOSA RAQUEL	1991	150 1:31.95 30.87		
	4	PAMPIN SAAVEDRA CARLOTA	1990	200 2:01.48 29.53		
15	00060	<b>C.N. LAS PALMAS</b>	LPALMAS		68,0	2:01.71
	1	GUERRA GONZALEZ IRIS MARIA	1990	50 29.90 29.90		
	2	GARCIA HERNANDEZ SONIA	1991	100 59.43 29.53		
	3	FERNANDEZ TONOGAMI CRISTINA	1991	150 1:30.45 31.02		
	4	SOCAS HERNANDEZ LAURA	1991	200 2:01.71 31.26		

RT: RETIRADO DES: DESCALIFICADO MMN: M.M. Nac. (Para Edades)  
 NP: NO PRESENTADO BAJ: BAJA RE: Record Pais





**RESULTADOS****26 - 4x50 LIBRE FEMENINO****VI COPA DE ESPAÑA CLUBES INFANTIL, 27 Y 28 DE MARZO DE 2004****VALLADOLID**

Datos técnicos: Piscina de 25 m., Cronometraje Electrónico

**28/03/2004**

RK	Club	Nombre	Club		Pts.	Resultado
16	00069	<b>C.N. HOSPITALET</b>	HOSPITA		66,0	2:01.91
		1 BELMONTE GARCIA MIREIA	1990	50 28.99 28.99		
		2 GARCIA RODENAS ANNA	1990	100 1:00.04 31.05		
		3 AYALA BURGOS SHEILA	1990	150 1:30.44 30.40		
		4 MERA RODRIGUEZ LORENA	1990	200 2:01.91 31.47		
17	00826	<b>C.D. COVIBAR</b>	COVIBAR		64,0	2:02.26
		1 SANTOS MOLINERO CAROLINA	1990	50 30.13 30.13		
		2 DUEÑAS PINO ELENA	1990	100 1:00.93 30.80		
		3 PEREZ DE BLAS LAURA	1990	150 1:31.64 30.71		
		4 LOPEZ TEJERO FATIMA	1990	200 2:02.26 30.62		
18	00054	<b>C.N. METROPOLE</b>	METPOLE		62,0	2:02.27
		1 UMPIERREZ ALVAREZ PATRICIA	1991	50 31.06 31.06		
		2 MARTIN ROMAN LORENA	1991	100 1:01.32 30.26		
		3 GARCIA PARDAVILA IRIA	1991	150 1:32.11 30.79		
		4 NALDA GONZALEZ MARIA	1990	200 2:02.27 30.16		
19	00877	<b>C.N. VOLTOR BALEAR</b>	CVOLTOR		60,0	2:02.65
		1 QUETGLAS QUINTERO DAVINIA	1991	50 29.71 29.71		
		2 MOYA PELLICER Mª VICTORIA	1991	100 1:02.96 33.25		
		3 FERNANDEZ PALACIOS ADA	1990	150 1:33.01 30.05		
		4 MARQUES LOCKITT CAROLINA	1990	200 2:02.65 29.64		
20	00136	<b>E.M. EL OLIVAR</b>	MOLIVAR		58,0	2:02.71
		1 SISON RUIZ ANA CRISTINA	1990	50 31.78 31.78		
		2 ALBERO RUIZ BLANCA	1990	100 1:02.57 30.79		
		3 MORANDO PEREZ MARTA	1991	150 1:32.91 30.34		
		4 GONZALEZ ESPRESATI DE PAU P.	1990	200 2:02.71 29.80		

RT: RETIRADO  
NP: NO PRESENTADODES: DESCALIFICADO  
BAJ: BAJAMMN: M.M. Nac. (Para Edades)  
RE: Record PaisMSL SW.RES\_RELEVOS\_PRUEBA.26- Información correcta a 12:44:00 28/03/2004  
SPORTEC Sistemas de Información, MSL Software - www.msl.es

4 / 5



Junta de Castilla y León

Caja España





VI COPA DE ESPAÑA CLUBES INFANTIL, 27 Y 28 DE MARZO DE 2004

VALLADOLID

Datos técnicos: Piscina de 25 m., Cronometraje Electrónico

28/03/2004

RK	Club	Nombre	Club		Pts.	Resultado
21	00076	<b>C.E. MEDITERRANI</b>	MEDITER		56,0	2:02.91
		1 LORCA ROY DIANA	1991	50 30.65 30.65		
		2 CAMPA RIERA MARIONA	1991	100 1:01.56 30.91		
		3 DIAGO MIRAVET ANNA	1990	150 1:33.07 31.51		
		4 BENITEZ GRACIA LAURA	1991	200 2:02.91 29.84		
22	00553	<b>C.N. ELCHE</b>	CNELCHE		54,0	2:02.95
		1 CAMPELLO LIDON LIDIA	1991	50 30.48 30.48		
		2 ALONSO RIVERA MARIA ANGELES	1990	100 1:01.30 30.82		
		3 CARRASCO GUILLEM PATRICIA	1990	150 1:31.90 30.60		
		4 ESPADAS MACIA LAURA	1990	200 2:02.95 31.05		
23	00051	<b>C.N. BARCELONA</b>	C.N.B.		52,0	2:03.07
		1 ESTELLER SOTES IRIA	1990	50 28.99 28.99		
		2 RODRIGUEZ LOPEZ MONTSERRAT	1990	100 1:00.82 31.83		
		3 RIBAS OLIVA SILVIA	1990	150 1:33.81 32.99		
		4 SAEZ QUINTANAL MARTA	1991	200 2:03.07 29.26		
24	00460	<b>P. SAN AGUSTIN</b>	APSAGUS		50,0	2:03.99
		1 VELLILLA GUERRERO CORAL	1991	50 31.08 31.08		
		2 REINAO CEGOÑINO VIRGINIA	1990	100 1:02.89 31.81		
		3 FERRER GAMERO ALBA	1991	150 1:33.88 30.99		
		4 BALAGUER CALVO ANDREA	1990	200 2:03.99 30.11		

RT: RETIRADO DES: DESCALIFICADO MMN: M.M. Nac. (Para Edades)  
 NP: NO PRESENTADO BAJ: BAJA RE: Record Pais



Junta de Castilla y León

Caja España





VI COPA DE ESPAÑA CLUBES INFANTIL, 27 Y 28 DE MARZO DE 2004

VALLADOLID

Datos técnicos: Piscina de 25 m., Cronometraje Electrónico

INFANTIL

Rank.	Club	Pts.
1	C.N. SABADELL	996,0
2	REAL CANOE N.C.	967,0
3	C.N. CATALUNYA	917,0
4	CST-CST COSTA AZAHAR	909,0
5	C.N. SANTA OLAYA	901,0
6	C.N. METROPOLE	860,0
7	A.D.N. VISTA ALEGRE	764,0
8	C.N.GIMN. VALLADOLID	732,0
9	E.M. EL OLIVAR	722,5
10	A.D. SARABRIS	715,5
11	CN.MARLINS MORATALAZ	701,5
12	C.N. CASTILLA-BURGOS	687,0
13	C.N. SANT ANDREU	655,0
14	C.N. GALAICO	638,0
15	C.N. TERRASSA	631,5
16	C.N. HOSPITALET	628,5
17	STADIUM VENECIA	621,0
18	C.N. ELCHE	606,0
18	CN.PALMA DE MALLORCA	606,0
20	C.E. MEDITERRANI	594,0
21	C.N. CIUDAD REAL	575,5
22	C.N.CIUDAD DE OVIEDO	546,0
23	C.N. CIUDAD ALTA	544,0
24	C.N. MATARO	460,0



VI COPA DE ESPAÑA CLUBES INFANTIL, 27 Y 28 DE MARZO DE 2004

VALLADOLID

Datos técnicos: Piscina de 25 m., Cronometraje Electrónico

INFANTIL

Rank.	Club	Pts.
1	C.N. SABADELL	1.183,5
2	C.N. CATALUNYA	1.038,5
3	C.N. SANTA OLAYA	871,5
4	C.N. SANT ANDREU	866,0
5	C.N. TERRASSA	842,5
6	C.N. LA SALLE-PALMA	834,0
7	C.N. MATARO	829,0
8	C.D.U. GRANADA	823,5
9	C.N. CORUÑA	779,5
10	C.N. GALAICO	726,0
11	C.N.GIMN. VALLADOLID	713,0
12	C.N.CIUDAD DE OVIEDO	681,0
13	C.N. VIC-ETB	677,5
14	E.M. EL OLIVAR	650,0
15	C.N. HOSPITALET	617,5
16	C.N. GRANOLLERS	597,0
17	C.N. LAS PALMAS	596,5
18	C.E. MEDITERRANI	593,0
19	C.D. COVIBAR	567,0
20	C.N. METROPOLE	551,0
21	C.N. BARCELONA	549,0
22	P. SAN AGUSTIN	519,5
23	C.N. ELCHE	480,0
24	C.N. VOLTOR BALEAR	479,0



RESULTADOS

27 - 200 m. BRAZA MASCULINO



VI COPA DE ESPAÑA CLUBES INFANTIL, 27 Y 28 DE MARZO DE 2004

VALLADOLID

Datos técnicos: Piscina de 25 m., Cronometraje Electrónico

28/03/2004

MMN.15		2:21.81	ABASCAL GALLEGOS JOAQUIN			BARCELONA		06/05/2001						
MMN.16		2:16.98	CORTES NUÑEZ MARIO			SABADELL		20/12/2002						
RK	Licencia	Nombre	Año	Club						Pts.	Resultado			
1	012340778	CALVO SANCHEZ ADRIAN	1988	SARABRI	50	34.09	100	1:11.31	150	1:49.78	200	2:28.02	51,0	2:28.02
						34.09		37.22		38.47		38.24		
2	077124241	MAS LEON ARNAU	1989	SABADEL	50	34.74	100	1:13.84	150	1:50.53	200	2:28.17	48,0	2:28.17
						34.74		39.10		36.69		37.64		
3	046995681	CODINA EGUILER ALEX	1989	MEDITER	50	35.77	100	1:15.14	150	1:53.36	200	2:31.21	46,0	2:31.21
						35.77		39.37		38.22		37.85		
4	030976638	ROJAS ARJONA PABLO	1988	VALEGRE	50	34.55	100	1:13.60	150	1:53.35	200	2:32.59	45,0	2:32.59
						34.55		39.05		39.75		39.24		
5	046067280	MORAN BRANZUELO MARC	1988	MATARO	50	35.35	100	1:14.41	150	1:53.65	200	2:33.30	44,0	2:33.30
						35.35		39.06		39.24		39.65		
6	043559000	MAYOL ANDURELL MARC	1988	SABADEL	50	34.92	100	1:14.25	150	1:55.15	200	2:35.48	43,0	2:35.48
						34.92		39.33		40.90		40.33		
7	005698519	MONTEAGUDO ESPINOSA HECTOR	1989	CIUREAL	50	34.83	100	1:14.45	150	1:56.30	200	2:36.06	42,0	2:36.06
						34.83		39.62		41.85		39.76		
8	020485040	PERIS SIMO JAVIER	1988	CAZAHAR	50	34.98	100	1:14.82	150	1:55.69	200	2:36.44	41,0	2:36.44
						34.98		39.84		40.87		40.75		
9	005310154	LOPEZ MARIÑO JAVIER	1989	CANOENC	50	35.55	100	1:14.99	150	1:55.53	200	2:36.46	40,0	2:36.46
						35.55		39.44		40.54		40.93		
10	071766944	FERNANDEZ FERNANDEZ JOSE M.	1988	NOVIEDO	50	34.69	100	1:15.50	150	1:56.63	200	2:36.93	39,0	2:36.93
						34.69		40.81		41.13		40.30		
11	011849822	LOPEZ-PLAZA PALOMO DANIEL	1988	MARLINS	50	34.85	100	1:14.65	150	1:55.71	200	2:36.95	38,0	2:36.95
						34.85		39.80		41.06		41.24		
12	025198768	SORO ARROYO MARIO	1989	MOLIVAR	50	35.44	100	1:15.97	150	1:56.84	200	2:37.13	37,0	2:37.13
						35.44		40.53		40.87		40.29		
13	053553396	GARCIA FAZA VICTOR	1988	S.OLAYA	50	35.24	100	1:14.63	150	1:55.84	200	2:37.43	36,0	2:37.43
						35.24		39.39		41.21		41.59		
14	044194829	LORENTE TRENADO ALBERT	1988	HOSPITA	50	35.80	100	1:16.32	150	1:57.51	200	2:37.84	35,0	2:37.84
						35.80		40.52		41.19		40.33		
15	046990908	PERARNAU HURTADO ALBERT	1988	MEDITER	50	36.81	100	1:17.60	150	1:58.22	200	2:39.60	34,0	2:39.60
						36.81		40.79		40.62		41.38		
16	074371949	TRIVES MARTINEZ MANUEL	1988	CNELCHE	50	36.24	100	1:17.32	150	1:59.71	200	2:39.73	33,0	2:39.73
						36.24		41.08		42.39		40.02		
17	044718021	AMAT DEL PAZO JAVIER	1988	METPOLE	50	36.07	100	1:16.75	150	1:57.76	200	2:40.50	32,0	2:40.50
						36.07		40.68		41.01		42.74		
18	038880613	SADURNI FIGUERES MARC	1988	MATARO	50	35.63	100	1:15.81	150	1:57.99	200	2:41.06	31,0	2:41.06
						35.63		40.18		42.18		43.07		
19	047908320	VILANOVA LAGUNA JOAN	1989	CATALUN	50	34.89	100	1:15.42	150	1:58.16	200	2:41.16	30,0	2:41.16
						34.89		40.53		42.74		43.00		
20	003863851	MAGGIORANI BRACAMONTE J.A.	1988	CANOENC	50	36.29	100	1:17.24	150	1:59.38	200	2:42.14	29,0	2:42.14
						36.29		40.95		42.14		42.76		
21	053555331	GARCIA BALBUENA FABIO	1989	S.OLAYA	50	37.05	100	1:18.17	150	2:00.50	200	2:42.29	28,0	2:42.29
						37.05		41.12		42.33		41.79		
22	051994337	PASCUAL LOPEZ JUAN MANUEL	1989	MARLINS	50	36.05	100	1:16.97	150	2:00.23	200	2:42.85	27,0	2:42.85
						36.05		40.92		43.26		42.62		
23	043558559	SORIA GONZALEZ JOSEP	1988	CATALUN	50	35.90	100	1:15.68	150	1:57.69	200	2:43.09	26,0	2:43.09
						35.90		39.78		42.01		45.40		
24	071140483	GARCIA MARTINEZ JORGE A.	1988	GIMVALL	50	36.79	100	1:17.84	150	2:00.36	200	2:43.12	25,0	2:43.12
						36.79		41.05		42.52		42.76		

RT: RETIRADO DES: DESCALIFICADO MMN: M.M. Nac. (Para Edades)  
 NP: NO PRESENTADO BAJ: BAJA RE: Record Pais



Junta de Castilla y León

Caja España





RESULTADOS

27 - 200 m. BRAZA MASCULINO



VI COPA DE ESPAÑA CLUBES INFANTIL, 27 Y 28 DE MARZO DE 2004

VALLADOLID

Datos técnicos: Piscina de 25 m., Cronometraje Electrónico

28/03/2004

MMN.15		2:21.81	ABASCAL GALLEGOS JOAQUIN			BARCELONA					06/05/2001			
MMN.16		2:16.98	CORTES NUÑEZ MARIO			SABADELL					20/12/2002			
RK	Licencia	Nombre	Año	Club						Pts.	Resultado			
25	030972798	DE LA HABA ALBA ANTONIO	1989	VALEGRE	50	36.32	100	1:17.63	150	2:00.27	200	2:43.15	24,0	2:43.15
						36.32		41.31		42.64		42.88		
26	045774385	MEDINA SANTANA ESAU	1988	CIUALTA	50	37.19	100	1:18.77	150	2:01.32	200	2:44.57	23,0	2:44.57
						37.19		41.58		42.55		43.25		
27	005704658	MONTEALEGRE SANTIAGO VICTOR	1988	CIUREAL	50	37.09	100	1:18.41	150	2:01.25	200	2:44.66	22,0	2:44.66
						37.09		41.32		42.84		43.41		
28	044739155	QUINTANA SERRANO FRANCISCO J.	1989	METPOLE	50	36.65	100	1:17.75	150	2:00.91	200	2:45.01	21,0	2:45.01
						36.65		41.10		43.16		44.10		
29	071292903	DEL VAL OLALLA RODRIGO	1989	CASTILB	50	37.09	100	1:19.32	150	2:02.71	200	2:45.40	20,0	2:45.40
						37.09		42.23		43.39		42.69		
30	045493347	PASCUAL MERINO ALEIX	1988	TARRASA	50	38.58	100	1:21.30	150	2:04.33	200	2:46.18	19,0	2:46.18
						38.58		42.72		43.03		41.85		
31	045774518	SANTANA LOPEZ YOSIAS	1989	CIUALTA	50	36.88	100	1:19.14	150	2:03.10	200	2:46.27	18,0	2:46.27
						36.88		42.26		43.96		43.17		
32	071664974	GARCIA SUAREZ JOSE A.	1989	NOVIEDO	50	36.79	100	1:18.83	150	2:02.31	200	2:46.29	17,0	2:46.29
						36.79		42.04		43.48		43.98		
33	012419930	SAN JOSE CACHO LUIS MIGUEL	1989	GIMVALL	50	36.08	100	1:17.80	150	2:02.28	200	2:46.56	16,0	2:46.56
						36.08		41.72		44.48		44.28		
34	012338954	MARISCAL ESTEVEZ OSCAR	1988	SARABRI	50	37.50	100	1:17.74	150	2:01.66	200	2:46.62	15,0	2:46.62
						37.50		40.24		43.92		44.96		
35	076971577	CALAIZA PERIBAÑEZ RUBEN	1988	STVENEC	50	36.71	100	1:19.14	150	2:03.09	200	2:46.74	14,0	2:46.74
						36.71		42.43		43.95		43.65		
36	044194823	LORENTE TRENADO FCO.JAVIER	1988	HOSPITA	50	38.81	100	1:21.29	150	2:04.39	200	2:47.65	13,0	2:47.65
						38.81		42.48		43.10		43.26		
37	043171328	REBASSA GIMENEZ JOAN	1988	CNPALMA	50	37.34	100	1:20.07	150	2:03.24	200	2:48.42	12,0	2:48.42
						37.34		42.73		43.17		45.18		
38	073001851	OMEDES LLORENTE JASON	1988	MOLIVAR	50	37.42	100	1:19.78	150	2:04.18	200	2:49.28	11,0	2:49.28
						37.42		42.36		44.40		45.10		
39	048638696	GONZALEZ LOPEZ JUAN JOSE	1989	CNELCHE	50	38.15	100	1:21.62	150	2:07.46	200	2:49.48	10,0	2:49.48
						38.15		43.47		45.84		42.02		
40	029129185	SANCHEZ MONTERDE GABRIEL	1989	STVENEC	50	36.51	100	1:20.75	150	2:06.26	200	2:51.69	9,0	2:51.69
						36.51		44.24		45.51		45.43		
41	P00727055	VELASCO DE LA HOZ JESUS	1989	CASTILB	50	38.64	100	1:21.68	150	2:06.89	200	2:52.67	8,0	2:52.67
						38.64		43.04		45.21		45.78		
42	043560680	VALLS CASTAÑO ERIK	1988	CNPALMA	50	39.12	100	1:23.31	150	2:08.12	200	2:52.97	7,0	2:52.97
						39.12		44.19		44.81		44.85		
43	053174028	SEOANE LIBERATA ARTURO	1989	GALAICO	50	37.29	100	1:20.77	150	2:07.58	200	2:55.70	6,0	2:55.70
						37.29		43.48		46.81		48.12		
44	077413501	GULÍAS PARGA MANUEL	1989	GALAICO	50	37.86	100	1:22.42	150	2:09.32	200	2:56.35	5,0	2:56.35
						37.86		44.56		46.90		47.03		
45	043534437	GALINDO SANTANACH JORDI	1988	SANDREU	50	40.11	100	1:25.60	150	2:13.31	200	3:03.15	4,0	3:03.15
						40.11		45.49		47.71		49.84		
	020470679	MONDRAGON PERIS ALEJANDRO	1988	CAZAHAR									0,0	DES

RT: RETIRADO DES: DESCALIFICADO MMN: M.M. Nac. (Para Edades)  
 NP: NO PRESENTADO BAJ: BAJA RE: Record Pais

MSL SW.RESULTADOS\_PRUEBA.27-2 Información correcta a 17:45:46 28/03/2004

SPORTREC Sistemas de Información, MSL Software - www.msl.es



Junta de Castilla y León

Caja España





RESULTADOS

28 - 200 m. BRAZA FEMENINO



VI COPA DE ESPAÑA CLUBES INFANTIL, 27 Y 28 DE MARZO DE 2004

VALLADOLID

Datos técnicos: Piscina de 25 m., Cronometraje Electrónico

28/03/2004

MMN.13	2:40.22	PELLEJERO GARCIA MONICA	BATH (GBR)	10/07/1995
MMN.14	2:31.88	COSTA BONJOCH MARIONA	GRANOLLERS	20/12/1994

RK	Licencia	Nombre	Año	Club	50	100	150	200	Pts.	Resultado
1	P00062135	MEDINA RIEDER CRISTINA	1990	CATALUN	37.11	1:18.62	2:01.10	2:44.01	51,0	2:44.01
2	047178224	CARPIO ADELL MARTA	1991	SABADEL	39.00	1:21.75	2:05.12	2:47.67	48,0	2:47.67
3	075484868	GARCIA VALVERDE MARTA	1991	UNIVGRA	38.13	1:21.21	2:04.96	2:48.20	46,0	2:48.20
4	044087453	ROMERO GARCIA IRIA	1990	METPOLE	38.83	1:21.72	2:05.17	2:48.61	45,0	2:48.61
5	047801679	VALENTIN VICENTE ARANTXA	1990	SABADEL	38.93	1:22.28	2:06.54	2:51.33	44,0	2:51.33
6	047385077	BARJA MARTINEZ SARA	1990	NCORUÑA	40.11	1:23.91	2:07.73	2:52.26	43,0	2:52.26
7	077402783	GARCIA ACUÑA ANDREA	1990	GALAICO	40.01	1:23.81	2:08.20	2:52.33	42,0	2:52.33
8	099076110	ALVAREZ JURADO JESSICA	1990	TARRASA	38.47	1:21.80	2:06.84	2:52.57	41,0	2:52.57
9	099070860	SAINZ AIZPURUA ANE	1990	MATARO	39.49	1:23.85	2:09.20	2:52.68	40,0	2:52.68
10	047388661	PEREZ FERNANDEZ DE CORDOB A.	1991	GIMVALL	39.87	1:24.75	2:08.79	2:52.69	39,0	2:52.69
11	075486079	HERRERA LOZANO SARA	1990	UNIVGRA	39.61	1:23.24	2:07.86	2:52.89	38,0	2:52.89
12	043172152	GAMEZ HORNOS ELENA	1991	SALLE-P	39.52	1:23.08	2:08.54	2:53.01	37,0	2:53.01
13	043169615	MARQUES LOCKITT CAROLINA	1990	CVOLTOR	39.65	1:22.90	2:08.64	2:54.32	36,0	2:54.32
14	025184702	ALBERO RUIZ BLANCA	1990	MOLIVAR	40.35	1:24.87	2:10.30	2:54.60	35,0	2:54.60
15	043448613	JIMENEZ GARCIA AINA	1990	MATARO	40.05	1:24.41	2:09.71	2:55.83	34,0	2:55.83
16	047914961	VIZCAINO BADIA BERTA	1990	CATALUN	39.49	1:24.14	2:10.23	2:56.13	33,0	2:56.13
17	047943333	CAMPA RIERA MARIONA	1991	MEDITER	39.42	1:24.39	2:10.44	2:56.25	32,0	2:56.25
18	077403845	CRESPO GONZALEZ MIRIAM	1990	GALAICO	39.69	1:24.56	2:10.01	2:56.30	31,0	2:56.30
19	046468387	DIAGO MIRAVET ANNA	1990	MEDITER	40.21	1:25.50	2:11.44	2:56.46	30,0	2:56.46
20	053301547	CIDRAS ANGEL IRIA	1990	NCORUÑA	40.12	1:24.48	2:10.51	2:56.64	29,0	2:56.64
21	043552437	MARTINEZ DE DIEGO PATRICIA	1990	SANDREU	40.66	1:25.31	2:11.65	2:57.91	28,0	2:57.91
22	053557331	COLINO VILLAZON CORAL	1991	S.OLAYA	38.27	1:23.87	2:11.78	2:58.45	27,0	2:58.45
23	099076109	DOMENECH CANET MARTA	1990	TARRASA	41.40	1:27.46	2:12.75	2:58.49	26,0	2:58.49
24	046451504	AYALA BURGOS SHEILA	1990	HOSPITA	40.09	1:25.92	2:13.59	2:58.91	25,0	2:58.91

RT: RETIRADO DES: DESCALIFICADO MMN: M.M. Nac. (Para Edades)  
 NP: NO PRESENTADO BAJ: BAJA RE: Record Pais



Junta de Castilla y León

Caja España





RESULTADOS

28 - 200 m. BRAZA FEMENINO



VI COPA DE ESPAÑA CLUBES INFANTIL, 27 Y 28 DE MARZO DE 2004

VALLADOLID

Datos técnicos: Piscina de 25 m., Cronometraje Electrónico

28/03/2004

MMN.13	2:40.22	PELLEJERO GARCIA MONICA	BATH (GBR)						10/07/1995					
MMN.14	2:31.88	COSTA BONJOCH MARIONA	GRANOLLERS						20/12/1994					
RK	Licencia	Nombre	Año	Club							Pts.	Resultado		
25	043176830	LUCENA ROMERO LAURA	1990	SALLE-P	50	41.48 41.48	100	1:27.43 45.95	150	2:13.57 46.14	200	2:59.05 45.48	24,0	2:59.05
26	044733852	CONCEPCION ALEIXANDRE PAULA	1990	METPOLE	50	40.44 40.44	100	1:25.96 45.52	150	2:12.80 46.84	200	2:59.29 46.49	23,0	2:59.29
27	025191272	HIJAR JIMENEZ MARIA	1990	MOLIVAR	50	40.45 40.45	100	1:26.13 45.68	150	2:12.76 46.63	200	2:59.42 46.66	22,0	2:59.42
28	029132409	AZNAR GALVE LORENA	1991	APSAGUS	50	41.12 41.12	100	1:26.58 45.46	150	2:13.50 46.92	200	3:00.61 47.11	21,0	3:00.61
29	099070459	MORA LLAVERIA CRISTINA	1991	SANDREU	50	41.43 41.43	100	1:27.69 46.26	150	2:14.57 46.88	200	3:00.96 46.39	20,0	3:00.96
30	P00069002	LUQUE ABELAN CARLA	1991	HOSPITA	50	41.07 41.07	100	1:27.29 46.22	150	2:14.94 47.65	200	3:01.37 46.43	18,5	3:01.37
30	047790136	ABARCA CIRERA ELISENDA	1990	VIC-ETB	50	41.09 41.09	100	1:26.79 45.70	150	2:14.04 47.25	200	3:01.37 47.33	18,5	3:01.37
32	029134356	FERRER GAMERO ALBA	1991	APSAGUS	50	41.73 41.73	100	1:27.84 46.11	150	2:15.19 47.35	200	3:02.12 46.93	17,0	3:02.12
33	045774752	ORTEGA PEREZ NEITH	1990	LPALMAS	50	42.86 42.86	100	1:29.64 46.78	150	2:16.65 47.01	200	3:03.54 46.89	16,0	3:03.54
34	074372010	FAJARDO MARTINEZ ANDREA	1991	CNELCHE	50	42.74 42.74	100	1:29.98 47.24	150	2:17.79 47.81	200	3:04.51 46.72	15,0	3:04.51
35	071894784	BUENO MEANA PATRICIA	1990	S.OLAYA	50	41.38 41.38	100	1:28.07 46.69	150	2:16.60 48.53	200	3:05.04 48.44	14,0	3:05.04
36	044744758	HERNANDEZ MORENO LUCIA	1991	LPALMAS	50	43.16 43.16	100	1:30.58 47.42	150	2:18.50 47.92	200	3:05.15 46.65	13,0	3:05.15
37	P00157000	QUIRUELAS RODRIGUEZ ESCARLATA	1991	GIMVALL	50	40.59 40.59	100	1:27.16 46.57	150	2:17.09 49.93	200	3:05.53 48.44	12,0	3:05.53
38	002714338	BRIS CUERPO SILVIA	1990	COVIBAR	50	43.73 43.73	100	1:30.09 46.36	150	2:17.37 47.28	200	3:06.52 49.15	11,0	3:06.52
39	047920915	RODRIGUEZ BARRANCO ALICIA	1991	GRANOLL	50	42.38 42.38	100	1:30.56 48.18	150	2:18.69 48.13	200	3:06.61 47.92	10,0	3:06.61
40	074372028	CANDELA DE LA TORRE MARIPAZ	1991	CNELCHE	50	43.20 43.20	100	1:30.98 47.78	150	2:19.27 48.29	200	3:06.64 47.37	9,0	3:06.64
41	071667790	ALVAREZ PEREZ VERONICA	1990	NOVIEDO	50	43.77 43.77	100	1:31.54 47.77	150	2:19.95 48.41	200	3:07.25 47.30	8,0	3:07.25
42	051997712	VALLEJO PASCUAL PATRICIA	1990	COVIBAR	50	42.70 42.70	100	1:30.97 48.27	150	2:19.88 48.91	200	3:08.05 48.17	7,0	3:08.05
43	047808465	CARVAJAL AREVALO ALICIA	1991	GRANOLL	50	42.39 42.39	100	1:31.30 48.91	150	2:20.43 49.13	200	3:08.11 47.68	6,0	3:08.11
44	071666039	CHAN DIEZ TSU-YEN	1990	NOVIEDO	50	43.21 43.21	100	1:31.74 48.53	150	2:20.99 49.25	200	3:10.03 49.04	5,0	3:10.03
45	043184295	ARENAS PUIG ALEJANDRA	1991	CVOLTOR	50	46.83 46.83	100	1:38.55 51.72	150		200	3:25.24 3:25.2	4,0	3:25.24
46	047852790	CASACUBERTA SOLER AINA	1991	VIC-ETB	50	45.69 45.69	100	1:39.46 53.77	150		200	3:26.51 3:26.5	3,0	3:26.51
	047658191	RODRIGUEZ LOPEZ MONTSERRAT	1990	C.N.B.									0,0	BAJ
	046364193	DEL RIO BARO HELENA	1991	C.N.B.									0,0	NP

RT: RETIRADO DES: DESCALIFICADO MMN: M.M. Nac. (Para Edades)  
 NP: NO PRESENTADO BAJ: BAJA RE: Record Pais

MSL SW.RESULTADOS\_PRUEBA.28-2 Información correcta a 17:46:46 28/03/2004

SPORTREC Sistemas de Información, MSL Software - www.msl.es



Junta de Castilla y León

Caja España







RESULTADOS

29 - 100 m. LIBRE MASCULINO



VI COPA DE ESPAÑA CLUBES INFANTIL, 27 Y 28 DE MARZO DE 2004

VALLADOLID

Datos técnicos: Piscina de 25 m., Cronometraje Electrónico

28/03/2004

MMN.15	52.40	PAYERAS BIAYNA MIGUEL	PALMA M.	07/12/2002
MMN.16	51.21	PEDROL RIPOLL ERIC	BARCELONA	21/12/1998

RK	Licencia	Nombre	Año	Club		Pts.	Resultado
1	030992833	MUÑOZ PEREZ RAFAEL	1988	VALEGRE	50' 24.61' 100' 51.42'	51,0	51.42
2	020485033	BENAGES SIMO VICTOR	1988	CAZAHAR	50' 25.16' 100' 52.31'	48,0	52.31
3	050885651	JIMENEZ MARTIN ADRIAN	1988	CANOENC	50' 25.93' 100' 53.88'	46,0	53.88
4	042217232	BELINCHON BEUN PEDRO	1988	METPOLE	50' 25.80' 100' 54.18'	45,0	54.18
5	071266747	ALONSO DE SANTOCILDES NEB S.	1988	CASTILB	50' 25.94' 100' 54.48'	44,0	54.48
6	042210590	MARIÑO SANTANA JAVIER	1988	METPOLE	50' 26.17' 100' 54.89'	43,0	54.89
7	071772266	PARADIÑEIRO ALVAREZ HECTOR	1988	S.OLAYA	50' 26.25' 100' 54.95'	42,0	54.95
8	005693815	DEL CERRO MARTÍN-ONDARZA JAIME	1988	CIUREAL	50' 26.78' 100' 54.98'	41,0	54.98
9	072994268	GARCIA BAJO MIGUEL	1988	MOLIVAR	50' 26.62' 100' 55.00'	40,0	55.00
10	046410823	CATALAN PEREA AARON	1988	CATALUN	50' 26.41' 100' 55.17'	39,0	55.17
11	045497788	UROZ MUÑOZ VICTOR	1989	TARRASA	50' 26.55' 100' 55.29'	38,0	55.29
12	044992918	DE CLARES RIVERO RAFAEL	1988	SABADEL	50' 26.51' 100' 55.51'	37,0	55.51
13	012339329	ALONSO TELLEZ JOSE ANTONIO	1988	SARABRI	50' 27.06' 100' 55.84'	36,0	55.84
14	044084748	VILLAVERDE PARADA YAGO	1989	GALAICO	50' 26.97' 100' 55.86'	35,0	55.86
15	020478910	GONZALEZ JUAREZ VICTOR	1988	CAZAHAR	50' 27.04' 100' 56.07'	34,0	56.07
16	050891837	LOPEZ NIETO MARCOS	1988	CANOENC	50' 27.41' 100' 56.10'	33,0	56.10
17	044732569	RODRIGUEZ MONTESDEOCA KEVIN	1989	CIUALTA	50' 27.17' 100' 56.11'	32,0	56.11
18	043169796	RODRIGUEZ PULIDO JUAN LUIS	1989	CNPALMA	50' 27.66' 100' 56.41'	31,0	56.41
19	043445160	MARTINEZ GARCIA FERRAN	1988	CATALUN	50' 27.37' 100' 56.57'	30,0	56.57
20	044193796	ARACIL HERRERO MARC	1989	HOSPITA	50' 27.60' 100' 56.95'	29,0	56.95
21	071128852	VICO ABAD JOSE	1988	GIMVALL	50' 27.19' 100' 57.04'	28,0	57.04
22	070815390	JIMENEZ HERRAEZ ANTONIO	1988	SARABRI	50' 27.14' 100' 57.16'	27,0	57.16
23	047179977	LOPEZ ROT AARON	1988	SABADEL	50' 27.29' 100' 57.18'	26,0	57.18
24	071163056	SANCHEZ SANZ RAUL	1989	GIMVALL	50' 27.52' 100' 57.30'	25,0	57.30
25	050892473	PARRA RODRIGUEZ DAVID	1989	MARLINS	50' 27.68' 100' 57.39'	24,0	57.39

RT: RETIRADO DES: DESCALIFICADO MMN: M.M. Nac. (Para Edades)  
 NP: NO PRESENTADO BAJ: BAJA RE: Record Pais

MSL SW.RESULTADOS\_PRUEBA.29-1 Información correcta a 17:47:18 28/03/2004

SPORTREC Sistemas de Información, MSL Software - www.msl.es



Junta de Castilla y León

Caja España





RESULTADOS

29 - 100 m. LIBRE MASCULINO



VI COPA DE ESPAÑA CLUBES INFANTIL, 27 Y 28 DE MARZO DE 2004

VALLADOLID

Datos técnicos: Piscina de 25 m., Cronometraje Electrónico

28/03/2004

MMN.15	52.40	PAYERAS BIAYNA MIGUEL		PALMA M.		07/12/2002				
MMN.16	51.21	PEDROL RIPOLL ERIC		BARCELONA		21/12/1998				
RK	Licencia	Nombre	Año	Club			Pts.	Resultado		
26	046462659	GARCIA RODENAS CARLES	1988	HOSPITA	50	27.66 27.66	100	57.67 30.01	23,0	57.67
27	050861315	MARTINEZ COTO PABLO	1988	MARLINS	50	27.89 27.89	100	57.72 29.83	22,0	57.72
28	035575932	PORTELA ÁLVAREZ IAGO	1988	GALAICO	50	27.97 27.97	100	57.94 29.97	21,0	57.94
29	041008600	SAN MARTIN TRESOLS LUIS	1988	SANDREU	50	28.16 28.16	100	58.03 29.87	20,0	58.03
30	043557753	PERALTA SABATE MARC	1988	SANDREU	50	28.06 28.06	100	58.15 30.09	19,0	58.15
31	053553444	VALDES VALDAZO JAVIER	1988	S.OLAYA	50	27.87 27.87	100	58.28 30.41	18,0	58.28
32	039386395	GARCIA EGEA SERGIO	1989	MEDITER	50	28.42 28.42	100	58.46 30.04	17,0	58.46
33	073397837	CHIAPPE MADSEN SEBASTIAN	1988	MEDITER	50	28.00 28.00	100	58.55 30.55	16,0	58.55
34	076963585	SUAREZ FELGUEROSO EFREN	1989	NOVIEDO	50	27.80 27.80	100	58.59 30.79	15,0	58.59
35	045643144	RAMOS ALTET GUILLEM	1988	TARRASA	50	28.51 28.51	100	59.06 30.55	14,0	59.06
36	045771683	JORGE CRUZ MIGUEL ANGEL	1988	CIUALTA	50	27.93 27.93	100	59.21 31.28	13,0	59.21
37	071287130	RIBERAS HORTIGOSA JUAN	1989	CASTILB	50	28.43 28.43	100	59.30 30.87	12,0	59.30
38	038856211	VALLEJO VAZQUEZ EMILIO	1988	MATARO	50	28.65 28.65	100	59.46 30.81	11,0	59.46
39	074372154	CANDELA DE LA TORRE ANDRES	1988	CNELCHE	50	28.51 28.51	100	59.54 31.03	10,0	59.54
40	076922055	HORCAS HERRERA ALEJANDRO	1989	MOLIVAR	50	28.79 28.79	100	59.93 31.14	9,0	59.93
41	074243249	MARTIN FLORES ALBERTO	1988	CNELCHE	50	28.80 28.80	100	1:00.55 31.75	8,0	1:00.55
42	043158254	PICHS PIATOV PAVEL	1989	CNPALMA	50	29.37 29.37	100	1:01.41 32.04	7,0	1:01.41
43	071660657	LOPEZ RODRIGUEZ DAVID J.	1988	NOVIEDO	50	29.25 29.25	100	1:01.43 32.18	6,0	1:01.43
44	099075418	GOMEZ PEREZ ALBERT	1988	MATARO	50	29.93 29.93	100	1:01.67 31.74	5,0	1:01.67
45	005707270	GARCÍA MARTINEZ DAVID	1989	CIUREAL	50	30.00 30.00	100	1:03.01 33.01	4,0	1:03.01
46	076924717	GRACIA ACIN ALVARO	1989	STVENEK	50	30.04 30.04	100	1:03.22 33.18	3,0	1:03.22
47	076971668	PERIBAÑEZ NADAL JORGE	1988	STVENEK	50	30.08 30.08	100	1:03.62 33.54	2,0	1:03.62
48	030998349	MARTINEZ CASTILLA JESUS	1989	VALEGRE	50	30.17 30.17	100	1:04.03 33.86	1,0	1:04.03

RT: RETIRADO DES: DESCALIFICADO MMN: M.M. Nac. (Para Edades)  
 NP: NO PRESENTADO BAJ: BAJA RE: Record Pais

MSL SW.RESULTADOS\_PRUEBA.29-1 Información correcta a 17:47:19 28/03/2004

SPORTEC Sistemas de Información, MSL Software - www.msl.es



Junta de Castilla y León

Caja España





RESULTADOS

30 - 100 m. LIBRE FEMENINO



VI COPA DE ESPAÑA CLUBES INFANTIL, 27 Y 28 DE MARZO DE 2004

VALLADOLID

Datos técnicos: Piscina de 25 m., Cronometraje Electrónico

28/03/2004

MMN.13	59.70	ROCA MONTALA LAURA	BANYOLES	20/12/1993
MMN.14	58.22	ENRIQUEZ MATANZO CARMEN	MIJAS	05/06/1998

RK	Licencia	Nombre	Año	Club		Pts.	Resultado
1	070820943	SOTO MARFULL BLANCA	1990	GIMVALL	50' 29.82' 100' 1:00.97 29.82 31.15	51,0	1:00.97
2	099071118	GONZALEZ CRIVILLERS NEUS	1991	VIC-ETB	50' 29.94' 100' 1:01.33 29.94 31.39	48,0	1:01.33
3	046874803	GOMEZ RAMON ANAIS	1990	SABADEL	50' 29.79' 100' 1:01.38 29.79 31.59	46,0	1:01.38
4	012420830	BALLESTEROS NIETO DANIELA	1990	GIMVALL	50' 29.43' 100' 1:02.24 29.43 32.81	45,0	1:02.24
5	053307366	PAMPIN SAAVEDRA CARLOTA	1990	NCORUÑA	50' 30.36' 100' 1:02.32 30.36 31.96	44,0	1:02.32
6	036580734	ESTELLER SOTES IRIA	1990	C.N.B.	50' 30.53' 100' 1:02.56 30.53 32.03	43,0	1:02.56
7	043169597	BLEDA MARTIN Mª DEL CARMEN	1990	SALLE-P	50' 30.53' 100' 1:03.22 30.53 32.69	42,0	1:03.22
8	099070467	MARI HUERTA ANDREA	1990	SANDREU	50' 30.61' 100' 1:03.25 30.61 32.64	41,0	1:03.25
9	047178842	MARTINEZ PEREZ SANDRA	1990	SABADEL	50' 31.08' 100' 1:03.58 31.08 32.50	40,0	1:03.58
10	099071615	CRISTOBAL COPPULO GEMMA	1991	TARRASA	50' 30.97' 100' 1:03.77 30.97 32.80	39,0	1:03.77
11	099076096	MECA MORA ESTHER	1990	TARRASA	50' 30.77' 100' 1:03.80 30.77 33.03	38,0	1:03.80
12	050884187	DUEÑAS PINO ELENA	1990	COVIBAR	50' 30.88' 100' 1:04.18 30.88 33.30	37,0	1:04.18
13	044735177	GUERRA GONZALEZ IRIS MARIA	1990	LPALMAS	50' 31.49' 100' 1:04.50 31.49 33.01	36,0	1:04.50
14	045775041	GARCIA HERNANDEZ SONIA	1991	LPALMAS	50' 31.43' 100' 1:04.54 31.43 33.11	35,0	1:04.54
15	050984416	SANTOS MOLINERO CAROLINA	1990	COVIBAR	50' 31.59' 100' 1:04.57 31.59 32.98	34,0	1:04.57
16	047883411	HUMEDAS GONZALEZ LAIA	1990	GRANOLL	50' 30.88' 100' 1:04.58 30.88 33.70	33,0	1:04.58
17	079340609	MARTINEZ CANOSA RAQUEL	1991	NCORUÑA	50' 31.60' 100' 1:04.59 31.60 32.99	32,0	1:04.59
18	046977446	LLORCA ROY DIANA	1991	MEDITER	50' 31.48' 100' 1:04.77 31.48 33.29	31,0	1:04.77
19	053648411	RANCAÑO BENITEZ ALDANA	1990	S.OLAYA	50' 30.91' 100' 1:04.85 30.91 33.94	30,0	1:04.85
20	053554211	FERNANDEZ MARTINEZ MARTA	1990	S.OLAYA	50' 31.72' 100' 1:05.25 31.72 33.53	29,0	1:05.25
21	039434591	MARTINEZ ROCA MIRIAM	1991	SANDREU	50' 31.86' 100' 1:05.32 31.86 33.46	28,0	1:05.32
22	071666113	TRAPIELLO ALVAREZ EITA	1990	NOVIEDO	50' 31.76' 100' 1:05.42 31.76 33.66	27,0	1:05.42
23	046360742	BARRABINO PONCE ANNA	1990	CATALUN	50' 31.56' 100' 1:05.58 31.56 34.02	26,0	1:05.58
24	074731663	VENEGAS ALONSO ANA	1990	UNIVGRA	50' 31.71' 100' 1:05.59 31.71 33.88	25,0	1:05.59
25	075486222	SERVILLERA TORRES MIRIAM	1990	UNIVGRA	50' 31.63' 100' 1:05.67 31.63 34.04	24,0	1:05.67

RT: RETIRADO DES: DESCALIFICADO MMN: M.M. Nac. (Para Edades)  
 NP: NO PRESENTADO BAJ: BAJA RE: Record Pais

MSL SW.RESULTADOS\_PRUEBA.30-1 Información correcta a 17:47:49 28/03/2004

SPORTEC Sistemas de Información, MSL Software - www.msl.es



Junta de Castilla y León

Caja España





RESULTADOS

30 - 100 m. LIBRE FEMENINO



VI COPA DE ESPAÑA CLUBES INFANTIL, 27 Y 28 DE MARZO DE 2004

VALLADOLID

Datos técnicos: Piscina de 25 m., Cronometraje Electrónico

28/03/2004

MMN.13		59.70	ROCA MONTALA LAURA		BANYOLES		20/12/1993			
MMN.14		58.22	ENRIQUEZ MATANZO CARMEN		MIJAS		05/06/1998			
RK	Licencia	Nombre	Año	Club				Pts.	Resultado	
26	071662032	FONSECA VILLA SUSANA	1990	NOVIEDO	50	31.85	100	1:05.70	23,0	1:05.70
						31.85		33.85		
27	043181998	FERNANDEZ PALACIOS ADA	1990	CVOLTOR	50	32.65	100	1:05.72	22,0	1:05.72
						32.65		33.07		
28	038864023	ARBONES RUBIO MARTA	1990	MATARO	50	31.87	100	1:05.83	21,0	1:05.83
						31.87		33.96		
29	044739235	MARTIN ROMAN LORENA	1991	METPOLE	50	31.93	100	1:05.89	20,0	1:05.89
						31.93		33.96		
30	046462660	GARCIA RODENAS ANNA	1990	HOSPITA	50	31.94	100	1:05.98	19,0	1:05.98
						31.94		34.04		
31	046407169	CUCURULL GUARDIOLA LAURA	1990	CATALUN	50	31.81	100	1:06.06	17,5	1:06.06
						31.81		34.25		
31	076971919	MORANDO PEREZ MARTA	1991	MOLIVAR	50	32.42	100	1:06.06	17,5	1:06.06
						32.42		33.64		
33	044733600	GARCIA PARDAVILA IRIA	1991	METPOLE	50	31.71	100	1:06.47	16,0	1:06.47
						31.71		34.76		
34	074370890	ESPADAS MACIA LAURA	1990	CNELCHE	50	32.19	100	1:06.96	15,0	1:06.96
						32.19		34.77		
35	099071116	VILAMITJANA SADURN OLGA	1990	VIC-ETB	50	31.81	100	1:06.98	14,0	1:06.98
						31.81		35.17		
36	074244039	CAMPELLO LIDON LIDIA	1991	CNELCHE	50	31.95	100	1:07.05	13,0	1:07.05
						31.95		35.10		
37	038877760	MONTORO GONZALEZ ROCIO	1990	MATARO	50	32.06	100	1:07.08	12,0	1:07.08
						32.06		35.02		
38	047701715	RABASSA BLANCO NURIA	1990	GRANOLL	50	32.96	100	1:07.23	11,0	1:07.23
						32.96		34.27		
39	077419956	COUTO LOPEZ ANDREA	1990	GALAICO	50	31.85	100	1:07.29	10,0	1:07.29
						31.85		35.44		
40	076972330	REINAO CEGOÑINO VIRGINIA	1990	APSAGUS	50	32.64	100	1:07.41	9,0	1:07.41
						32.64		34.77		
41	025197718	CAMPOS CORREDERA RAQUEL	1990	MOLIVAR	50	32.91	100	1:07.49	8,0	1:07.49
						32.91		34.58		
42	053611088	ARIAS GARCIA UXIA	1991	GALAICO	50	32.48	100	1:07.52	7,0	1:07.52
						32.48		35.04		
43	043184301	FORTEZA PIERAS Mª DEL CARMEN	1990	SALLE-P	50	32.49	100	1:07.56	6,0	1:07.56
						32.49		35.07		
44	047658191	RODRIGUEZ LOPEZ MONTSERRAT	1990	C.N.B.	50	32.64	100	1:07.94	5,0	1:07.94
						32.64		35.30		
45	046452614	MERA RODRIGUEZ LORENA	1990	HOSPITA	50	32.99	100	1:09.31	4,0	1:09.31
						32.99		36.32		
46	046980052	SICART FIGUERAS LAURA	1991	MEDITER	50	33.49	100	1:09.36	3,0	1:09.36
						33.49		35.87		
47	076923917	VILLUENDAS BAZAN LETICIA	1991	APSAGUS	50	33.38	100	1:10.33	2,0	1:10.33
						33.38		36.95		
48	043184275	MOYA PELLICER Mª VICTORIA	1991	CVOLTOR	50	35.62	100	1:14.40	1,0	1:14.40
						35.62		38.78		

RT: RETIRADO DES: DESCALIFICADO MMN: M.M. Nac. (Para Edades)  
 NP: NO PRESENTADO BAJ: BAJA RE: Record Pais

MSL SW.RESULTADOS\_PRUEBA.30-1 Información correcta a 17:47:49 28/03/2004

SPORTEC Sistemas de Información, MSL Software - www.msl.es



Junta de Castilla y León

Caja España





RESULTADOS

31 - 200 m. ESTILOS MASCULINO



VI COPA DE ESPAÑA CLUBES INFANTIL, 27 Y 28 DE MARZO DE 2004

VALLADOLID

Datos técnicos: Piscina de 25 m., Cronometraje Electrónico

28/03/2004

MMN.15		2:09.17	RODRIGUEZ RUBEN			TRENTO (ITA)					23/03/1991	
MMN.16		2:06.24	BOTELLA ARJONA BORJA			BAD MERGENTHEIM					14/12/2003	
RK	Licencia	Nombre	Año	Club	50	100	150	200	250	300	Pts.	Resultado
1	038861647	CABELLO FORNS ALAN	1988	SANDREU	27.43	58.27	1:34.66	2:05.44	30.78	51,0	MMN	2:05.44
2	071266747	ALONSO DE SANTOCILDES NEB S.	1988	CASTILB	28.69	1:02.42	1:41.76	2:12.78	31.02	48,0		2:12.78
3	074373014	VIVES GOMIS CARLOS	1988	CNELCHE	29.33	1:03.35	1:43.79	2:14.15	30.36	46,0		2:14.15
4	072991108	LASANTA RICA DAVID	1988	STVENEK	28.99	1:04.19	1:45.53	2:15.67	30.14	45,0		2:15.67
5	051944472	SALAS BENAVENTE FERNANDO	1988	MARLINS	29.35	1:02.51	1:44.65	2:15.83	31.18	44,0		2:15.83
6	052892676	JIMENEZ BENEYTO DIEGO	1988	CANOENC	29.67	1:05.09	1:45.55	2:17.30	31.75	43,0		2:17.30
7	044984378	COSTA RUIZ RAUL	1988	SABADEL	28.73	1:04.71	1:45.87	2:18.19	32.32	42,0		2:18.19
8	045640214	MUÑOZ ILLANA VICTOR	1988	TARRASA	30.77	1:06.21	1:46.84	2:18.34	31.50	41,0		2:18.34
9	053553200	SAN MILLAN ALVAREZ DAVID	1988	S.OLAYA	29.98	1:06.73	1:48.19	2:19.41	31.22	40,0		2:19.41
10	053527496	QUINTANA MUÑOZ DIEGO	1988	S.OLAYA	30.27	1:06.02	1:49.28	2:20.39	31.11	39,0		2:20.39
11	020483933	MEDALL MELIA ROBERT	1988	CAZAHAR	30.05	1:05.80	1:47.85	2:20.79	32.94	38,0		2:20.79
12	046411536	PITARCH PORRAS MARC	1989	CATALUN	29.76	1:06.85	1:47.52	2:20.89	33.37	37,0		2:20.89
13	044718697	BLANCO MACHADO JOSE Mª	1988	METPOLE	31.23	1:07.54	1:51.34	2:21.73	30.39	36,0		2:21.73
14	046972487	GARCIA ALVAREZ OSCAR	1988	MEDITER	31.57	1:07.66	1:50.39	2:22.10	31.71	35,0		2:22.10
15	071291666	RUIZ MINGUEZ DANIEL	1988	CASTILB	31.30	1:06.80	1:49.29	2:22.52	33.23	34,0		2:22.52
16	047645418	SOTO BOTEY NELSON	1988	CATALUN	30.56	1:08.78	1:50.34	2:22.56	32.22	33,0		2:22.56
17	044730351	CURBELO BURGOS RUBEN	1988	METPOLE	30.43	1:06.34	1:50.10	2:22.96	32.86	32,0		2:22.96
18	050982648	RODRIGUEZ GONZALEZ JOSE	1988	CANOENC	30.24	1:05.24	1:50.19	2:23.14	32.95	31,0		2:23.14
19	071150623	SUAREZ CANELO CARLOS	1988	GIMVALL	29.88	1:05.91	1:50.40	2:23.82	33.42	30,0		2:23.82
20	044992918	DE CLARES RIVERO RAFAEL	1988	SABADEL	29.45	1:07.01	1:49.80	2:24.02	34.22	29,0		2:24.02
21	036153514	PEREZ ESTEVEZ BRUNO	1988	GALAICO	32.28	1:09.00	1:50.85	2:24.64	33.79	28,0		2:24.64
22	072992662	AGUILAR GALLAN PABLO	1988	MOLIVAR	31.35	1:08.00	1:51.95	2:24.92	32.97	27,0		2:24.92
23	046067280	MORAN BRANZUELO MARC	1988	MATARO	31.92	1:11.37	1:52.04	2:25.75	33.71	26,0		2:25.75
24	076971346	ALEGRE BAILO SERGIO	1988	STVENEK	30.75	1:06.98	1:53.27	2:25.85	32.58	25,0		2:25.85

RT: RETIRADO DES: DESCALIFICADO MMN: M.M. Nac. (Para Edades)  
 NP: NO PRESENTADO BAJ: BAJA RE: Record Pais

MSL SW.RESULTADOS\_PRUEBA.31-2 Información correcta a 18:56:19 28/03/2004

SPORTREC Sistemas de Información, MSL Software - www.msl.es



Junta de Castilla y León

Caja España





**RESULTADOS**

**31 - 200 m. ESTILOS MASCULINO**



**VI COPA DE ESPAÑA CLUBES INFANTIL, 27 Y 28 DE MARZO DE 2004**

**VALLADOLID**

Datos técnicos: Piscina de 25 m., Cronometraje Electrónico

**28/03/2004**

MMN.15		2:09.17	RODRIGUEZ RUBEN		TRENTO (ITA)						23/03/1991			
MMN.16		2:06.24	BOTELLA ARJONA BORJA		BAD MERGENTHEIM						14/12/2003			
RK	Licencia	Nombre	Año	Club							Pts.	Resultado		
25	045745818	NAVARRO MORALES VICENTE	1988	VALEGRE	50	31.11	100	1:08.05	150	1:52.99	200	2:25.92	24,0	2:25.92
						31.11		36.94		44.94		32.93		
26	005708671	BALLESTEROS MORA DAVID	1989	CIUREAL	50	30.28	100	1:08.64	150	1:52.73	200	2:26.27	23,0	2:26.27
						30.28		38.36		44.09		33.54		
27	034690286	MACIUNIAK BARTL IVAN	1989	CIUALTA	50	30.20	100	1:07.33	150	1:53.15	200	2:26.32	21,5	2:26.32
						30.20		37.13		45.82		33.17		
27	012340984	HERNANSANZ QUEVEDO JAIME	1989	SARABRI	50	31.88	100	1:09.13	150	1:53.50	200	2:26.32	21,5	2:26.32
						31.88		37.25		44.37		32.82		
29	071655844	VAZQUEZ LUEJE JULIAN	1988	NOVIEDO	50	31.37	100	1:08.87	150	1:52.38	200	2:26.42	20,0	2:26.42
						31.37		37.50		43.51		34.04		
30	099072850	ESPEJO GOMEZ ESTEBAN	1988	HOSPITA	50	30.45	100	1:10.32	150	1:52.95	200	2:26.89	19,0	2:26.89
						30.45		39.87		42.63		33.94		
31	099076176	CABALLERO PIMENTEL RUBEN	1989	HOSPITA	50	31.60	100	1:09.96	150	1:52.99	200	2:27.04	18,0	2:27.04
						31.60		38.36		43.03		34.05		
32	071148047	GUTIERREZ CALVO GONZALO	1988	GIMVALL	50	29.62	100	1:08.65	150	1:54.58	200	2:28.35	17,0	2:28.35
						29.62		39.03		45.93		33.77		
33	071661781	PERALTA ALVAREZ JOSE L.	1988	NOVIEDO	50	32.11	100	1:10.61	150	1:54.81	200	2:28.53	16,0	2:28.53
						32.11		38.50		44.20		33.72		
34	030976840	GARIJO DE LA FUENTE ALVARO	1988	VALEGRE	50	31.91	100	1:10.32	150	1:54.86	200	2:28.75	15,0	2:28.75
						31.91		38.41		44.54		33.89		
35	074364225	PUCHE TORRES ALBERTO	1988	CNELCHE	50	32.84	100	1:11.69	150	1:55.67	200	2:28.81	14,0	2:28.81
						32.84		38.85		43.98		33.14		
36	043564578	MARTINEZ MORALES CARMELO	1989	SANDREU	50	34.05	100	1:11.35	150	1:55.31	200	2:28.99	13,0	2:28.99
						34.05		37.30		43.96		33.68		
37	046985194	LOPEZ SUSMOZAS ROMAN	1988	MEDITER	50	33.24	100	1:10.33	150	1:54.59	200	2:29.77	12,0	2:29.77
						33.24		37.09		44.26		35.18		
38	017764969	BELSO GERMADAS JAIME	1989	MOLIVAR	50	32.09	100	1:09.63	150	1:53.52	200	2:29.81	11,0	2:29.81
						32.09		37.54		43.89		36.29		
39	045761752	PEREZ RODRIGUEZ DORIAN	1989	CIUALTA	50	31.16	100	1:12.06	150	1:57.97	200	2:30.51	10,0	2:30.51
						31.16		40.90		45.91		32.54		
40	043170516	RICO DEL CAMPO MANUEL	1989	CNPALMA	50	32.61	100	1:13.07	150	1:57.62	200	2:31.27	9,0	2:31.27
						32.61		40.46		44.55		33.65		
41	020487047	TARONGI MORCILLO FERNANDO	1989	CAZHAR	50	34.14	100	1:14.41	150	1:58.48	200	2:32.34	8,0	2:32.34
						34.14		40.27		44.07		33.86		
42	053174028	SEOANE LIBERATA ARTURO	1989	GALAICO	50	33.73	100	1:13.02	150	1:58.36	200	2:33.00	7,0	2:33.00
						33.73		39.29		45.34		34.64		
43	038877736	VALLS SEBASTIAN ALBERT	1988	MATARO	50	32.26	100	1:13.41	150	1:58.19	200	2:33.39	6,0	2:33.39
						32.26		41.15		44.78		35.20		
44	005705409	ALBI MURO CARLOS	1989	CIUREAL	50	32.71	100	1:11.25	150	1:58.33	200	2:34.25	5,0	2:34.25
						32.71		38.54		47.08		35.92		
45	044917021	SANCHEZ MARTIN ALEJANDRO	1989	SARABRI	50	33.20	100	1:15.74	150	2:00.20	200	2:36.46	4,0	2:36.46
						33.20		42.54		44.46		36.26		
46	043162159	JIMENEZ CORMENZANA HUGO	1989	CNPALMA	50	34.77	100	1:16.03	150	2:06.70	200	2:43.34	3,0	2:43.34
						34.77		41.26		50.67		36.64		
	050901308	PERDIGUERO AGUILERA PABLO	1988	MARLINS									0,0	DES

RT: RETIRADO      DES: DESCALIFICADO      MMN: M.M. Nac. (Para Edades)  
 NP: NO PRESENTADO      BAJ: BAJA      RE: Record Pais



Junta de Castilla y León

Caja España





RESULTADOS

32 - 200 m. ESTILOS FEMENINO



VI COPA DE ESPAÑA CLUBES INFANTIL, 27 Y 28 DE MARZO DE 2004

VALLADOLID

Datos técnicos: Piscina de 25 m., Cronometraje Electrónico

26/04/1997

25/04/1998

RK	Licencia	Nombre	Año	Club	50	100	150	200	Pts.	Resultado
1	043540480	BELMONTE GARCIA MIREIA	1990	HOSPITA	32.02	1:09.78	1:53.11	2:25.68	51,0	2:25.68
2	099071944	CAMPO CASAJUS CARLA	1991	TARRASA	32.75	1:10.50	1:55.01	2:28.16	48,0	2:28.16
3	047790997	NOVELLAS COMA JUDIT	1990	VIC-ETB	33.10	1:12.05	1:54.82	2:28.67	46,0	2:28.67
4	076421309	SANCHEZ JEREZ CLARA	1990	UNIVGRA	32.99	1:13.68	1:55.63	2:30.32	45,0	2:30.32
5	047179296	GALA GARCIA RAQUEL MARIA	1990	SABADEL	32.97	1:10.23	1:58.03	2:33.84	44,0	2:33.84
6	075901543	GALLEGOS RODRIGUEZ LAURA	1990	UNIVGRA	35.62	1:14.88	1:59.13	2:35.30	43,0	2:35.30
7	043559001	MAYOL ANDURELL MARTA	1991	SABADEL	35.13	1:15.54	1:59.59	2:35.59	41,5	2:35.59
7	043171296	QUETGLAS QUINTERO DAVINIA	1991	CVOLTOR	34.97	1:13.46	2:00.68	2:35.59	41,5	2:35.59
9	076923104	BALAGUER CALVO ANDREA	1990	APSAGUS	34.68	1:14.12	1:59.57	2:36.65	40,0	2:36.65
10	046990791	BENITEZ GRACIA LAURA	1991	MEDITER	35.12	1:16.39	2:01.43	2:37.05	39,0	2:37.05
11	071664075	CORTES FERNANDEZ MARIA	1990	NOVIEDO	33.08	1:14.09	2:01.76	2:37.20	38,0	2:37.20
12	043565679	PEREZ ARAU SONIA	1991	SANDREU	37.10	1:15.91	2:01.65	2:37.26	37,0	2:37.26
13	025200556	GONZALEZ ESPRESATI DE PAU P.	1990	MOLIVAR	34.26	1:14.57	2:01.00	2:37.61	36,0	2:37.61
14	070820943	SOTO MARFULL BLANCA	1990	GIMVALL	35.38	1:12.62	2:01.34	2:38.20	35,0	2:38.20
15	047876705	VERGES BUESO MARTA	1990	GRANOLL	35.95	1:17.37	2:02.05	2:39.18	34,0	2:39.18
16	047950304	COBO Tuset NADIA	1990	CATALUN	34.01	1:12.49	2:02.74	2:39.60	32,5	2:39.60
16	043171708	MORENO REDONDO ANTEA	1991	SALLE-P	35.05	1:16.37	2:05.23	2:39.60	32,5	2:39.60
18	053304409	CARBALLO REY LARA	1991	NCORUÑA	36.25	1:15.30	2:03.08	2:39.91	31,0	2:39.91
19	053540367	BARRIOS VINCELLE YAIZA	1991	S.OLAYA	35.00	1:16.85	2:04.67	2:39.94	30,0	2:39.94
20	046067976	JURADO LAGUNA ANDREA	1990	SANDREU	34.65	1:14.70	2:01.60	2:40.03	29,0	2:40.03
21	038851444	CORDOBA NAVARRO SARA	1990	MATARO	34.70	1:17.07	2:04.67	2:40.30	28,0	2:40.30
22	053556038	BARTOLOME FERNANDEZ PAULA	1990	S.OLAYA	34.14	1:15.49	2:03.81	2:40.31	27,0	2:40.31
23	077419886	BARROS GARCÍA ARANTXA	1990	GALAICO	35.87	1:16.80	2:04.01	2:40.39	26,0	2:40.39
24	072991088	SISON RUIZ ANA CRISTINA	1990	MOLIVAR	35.39	1:18.88	2:04.57	2:40.67	25,0	2:40.67

RT: RETIRADO DES: DESCALIFICADO MMN: M.M. Nac. (Para Edades)  
 NP: NO PRESENTADO BAJ: BAJA RE: Record Pais

MSL SW.RESULTADOS\_PRUEBA.32-2 Información correcta a 18:56:47 28/03/2004

SPORTec Sistemas de Información, MSL Software - www.msl.es



Junta de Castilla y León

Caja España





RESULTADOS

32 - 200 m. ESTILOS FEMENINO



VI COPA DE ESPAÑA CLUBES INFANTIL, 27 Y 28 DE MARZO DE 2004

VALLADOLID

Datos técnicos: Piscina de 25 m., Cronometraje Electrónico

28/03/2004

MMN.13		2:22.40	VIVES MOYA ROSER		PALMA M.		26/04/1997							
MMN.14		2:19.26	VIVES MOYA ROSER		PALMA M.		25/04/1998							
RK	Licencia	Nombre	Año	Club					Pts.	Resultado				
25	047924254	RIBERA LLEONART ANDREA	1991	CATALUN	50	33.69 33.69	100	1:15.00 41.31	150	2:03.60 48.60	200	2:40.76 37.16	24,0	2:40.76
26	044740086	GEBAUER CAMPOS MARIA	1991	METPOLE	50	34.49 34.49	100	1:14.96 40.47	150	2:03.81 48.85	200	2:41.35 37.54	23,0	2:41.35
27	047724365	SAEZ QUINTANAL MARTA	1991	C.N.B.	50	34.32 34.32	100	1:14.96 40.64	150	2:04.92 49.96	200	2:41.98 37.06	22,0	2:41.98
28	043293536	FERNANDEZ TONOGAMI CRISTINA	1991	LPALMAS	50	36.67 36.67	100	1:17.39 40.72	150	2:05.69 48.30	200	2:42.28 36.59	21,0	2:42.28
29	043170547	HERNANDEZ AMOROS CRISTINA	1990	SALLE-P	50	35.54 35.54	100	1:18.41 42.87	150	2:06.66 48.25	200	2:42.74 36.08	20,0	2:42.74
30	044736653	NALDA GONZALEZ MARIA	1990	METPOLE	50	37.54 37.54	100	1:17.97 40.43	150	2:06.96 48.99	200	2:43.23 36.27	19,0	2:43.23
31	071665544	AMANTEGUI PHUMIPHA JUNKAL A.	1991	NOVIEDO	50	37.70 37.70	100	1:18.55 40.85	150	2:06.58 48.03	200	2:43.42 36.84	18,0	2:43.42
32	046997188	ARMENGOL RUIZ CRISTINA	1991	MEDITER	50	35.59 35.59	100	1:19.16 43.57	150	2:06.74 47.58	200	2:43.96 37.22	17,0	2:43.96
33	012418892	RODRIGUEZ GARCIA MARIA ANGELES	1990	GIMVALL	50	35.28 35.28	100	1:16.80 41.52	150	2:08.10 51.30	200	2:44.44 36.34	16,0	2:44.44
34	045766254	RODRIGUEZ TEJERA DELIOMA	1990	LPALMAS	50	37.21 37.21	100	1:19.10 41.89	150	2:08.00 48.90	200	2:44.64 36.64	15,0	2:44.64
35	074371664	ALONSO RIVERA MARIA ANGELES	1990	CNELCHE	50	34.55 34.55	100	1:18.47 43.92	150	2:06.90 48.43	200	2:45.43 38.53	14,0	2:45.43
36	047384985	MARTINEZ COUTO CAROLINA	1990	NCORUÑA	50	35.43 35.43	100	1:17.68 42.25	150	2:05.86 48.18	200	2:45.62 39.76	13,0	2:45.62
37	038872354	NIETO AGIS MIRIAM	1991	MATARO	50	35.73 35.73	100	1:19.62 43.89	150	2:08.25 48.63	200	2:46.17 37.92	12,0	2:46.17
38	051999060	MENA SECILIA EVA	1991	COVIBAR	50	37.26 37.26	100	1:19.17 41.91	150	2:07.93 48.76	200	2:46.32 38.39	11,0	2:46.32
39	051999011	HERNANDEZ MARTIN MONICA	1991	COVIBAR	50	38.26 38.26	100	1:24.10 45.84	150	2:09.15 45.05	200	2:47.01 37.86	10,0	2:47.01
40	047846764	FARRES FONT LAURA	1991	VIC-ETB	50	37.94 37.94	100	1:17.76 39.82	150	2:09.37 51.61	200	2:47.60 38.23	9,0	2:47.60
41	077420795	VILARIÑO GARCÍA XENIA	1991	GALAICO	50	36.70 36.70	100	1:19.41 42.71	150	2:10.70 51.29	200	2:47.62 36.92	8,0	2:47.62
42	076923917	VILLUENDAS BAZAN LETICIA	1991	APSAGUS	50	36.68 36.68	100	1:18.75 42.07	150	2:08.99 50.24	200	2:47.76 38.77	7,0	2:47.76
43	047920169	ARROYO BARRUFET MARIA	1991	GRANOLL	50	37.99 37.99	100	1:21.03 43.04	150	2:09.76 48.73	200	2:48.82 39.06	6,0	2:48.82
44	099071225	JIMENEZ MAMANI ANABEL	1990	HOSPITA	50	37.66 37.66	100	1:19.26 41.60	150	2:11.45 52.19	200	2:50.32 38.87	5,0	2:50.32
45	014268705	RIBAS OLIVA SILVIA	1990	C.N.B.	50	36.57 36.57	100	1:21.99 45.42	150	2:14.26 52.27	200	2:53.12 38.86	4,0	2:53.12
46	099070836	LIETO MARTIN ISABEL	1991	TARRASA	50	38.80 38.80	100	1:23.79 44.99	150	2:15.51 51.72	200	2:53.51 38.00	3,0	2:53.51
47	043158802	GARCIA GUILLEN ANA ALICIA	1990	CVOLTOR	50	39.40 39.40	100	1:26.61 47.21	150	2:19.77 53.16	200	3:03.41 43.64	2,0	3:03.41
	074371906	HERRERO GARCIA RUTH	1990	CNELCHE									0,0	DES

RT: RETIRADO DES: DESCALIFICADO MMN: M.M. Nac. (Para Edades)  
 NP: NO PRESENTADO BAJ: BAJA RE: Record Pais

MSL SW.RESULTADOS\_PRUEBA.32-2 Información correcta a 18:56:47 28/03/2004

SPORTREC Sistemas de Información, MSL Software - www.msl.es



Junta de Castilla y León

Caja España







## VI COPA DE ESPAÑA CLUBES INFANTIL, 27 Y 28 DE MARZO DE 2004

VALLADOLID

Datos técnicos: Piscina de 25 m., Cronometraje Electrónico

28/03/2004

RK	Club	Nombre	Club		Pts.	Resultado
1	00746	<b>A.D.N. VISTA ALEGRE</b>	VALEGRE		102,0	4:07.35
		1 NAVARRO MORALES VICENTE	1988	50 - 31.57   100 - 1:05.28 31.57   33.71		
		2 ROJAS ARJONA PABLO	1988	150 - 1:37.17   200 - 2:13.46 31.89   36.29		
		3 MUÑOZ PEREZ RAFAEL	1988	250 - 2:40.40   300 - 3:11.42 26.94   31.02		
		4 DE LA HABA ALBA ANTONIO	1989	350 - 3:38.27   400 - 4:07.35 26.85   29.08		
2	00058	<b>C.N. SABADELL</b>	SABADEL		96,0	4:09.25
		1 MAYOL ANDURELL MARC	1988	50 - 31.46   100 - 1:05.28 31.46   33.82		
		2 MAS LEON ARNAU	1989	150 - 1:37.83   200 - 2:14.41 32.55   36.58		
		3 DE CLARES RIVERO RAFAEL	1988	250 - 2:41.28   300 - 3:12.95 26.87   31.67		
		4 LOPEZ ROT AARON	1988	350 - 3:39.90   400 - 4:09.25 26.95   29.35		
3	00183	<b>CST-CST COSTA AZAHAR</b>	CAZAHAR		92,0	4:09.64
		1 BENAGES SIMO VICTOR	1988	50 - 29.61   100 - 1:00.29 29.61   30.68		
		2 MONDRAGON PERIS ALEJANDRO	1988	150 - 1:32.95   200 - 2:09.45 32.66   36.50		
		3 MEDALL MELIA ROBERT	1988	250 - 2:38.62   300 - 3:13.33 29.17   34.71		
		4 GONZALEZ JUAREZ VICTOR	1988	350 - 3:40.15   400 - 4:09.64 26.82   29.49		
4	00574	<b>CN.MARLINS MORATALAZ</b>	MARLINS		90,0	4:11.90
		1 SALAS BENAVENTE FERNANDO	1988	50 - 30.75   100 - 1:02.85 30.75   32.10		
		2 LOPEZ-PLAZA PALOMO DANIEL	1988	150 - 1:35.44   200 - 2:13.63 32.59   38.19		
		3 PASCUAL LOPEZ JUAN MANUEL	1989	250 - 2:41.57   300 - 3:15.12 27.94   33.55		
		4 PERDIGUERO AGUILERA PABLO	1988	350 - 3:41.74   400 - 4:11.90 26.62   30.16		
5	00135	<b>C.N. SANTA OLAYA</b>	S.OLAYA		88,0	4:12.97
		1 CARBAJAL CARBALLEIRA F.J.	1988	50 - 30.35   100 - 1:02.77 30.35   32.42		
		2 GARCIA FAZA VICTOR	1988	150 - 1:36.87   200 - 2:15.09 34.10   38.22		
		3 SAN MILLAN ALVAREZ DAVID	1988	250 - 2:43.41   300 - 3:17.27 28.32   33.86		
		4 PARADIÑEIRO ALVAREZ HECTOR	1988	350 - 3:43.52   400 - 4:12.97 26.25   29.45		

RT: RETIRADO  
NP: NO PRESENTADODES: DESCALIFICADO  
BAJ: BAJAMMN: M.M. Nac. (Para Edades)  
RE: Record Pais

SW.RES\_RELEVOS\_PRUEBA.33- Información correcta a 18:57:26 28/03/2004

1 / 5

Sistemas de Información, MSL Software - www.msl.es



Junta de Castilla y León

Caja España





## VI COPA DE ESPAÑA CLUBES INFANTIL, 27 Y 28 DE MARZO DE 2004

VALLADOLID

Datos técnicos: Piscina de 25 m., Cronometraje Electrónico

28/03/2004

RK	Club	Nombre	Club					Pts.	Resultado
6	00843	<b>A.D. SARABRIS</b>	SARABRI					86,0	4:14.21
	1	JIMENEZ HERRAEZ ANTONIO	1988	50	31.37 31.37	100	1:03.94 32.57		
	2	CALVO SANCHEZ ADRIAN	1988	150	1:36.93 32.99	200	2:14.25 37.32		
	3	ALONSO TELLEZ JOSE ANTONIO	1988	250	2:43.31 29.06	300	3:15.70 32.39		
	4	HERNANSANZ QUEVEDO JAIME	1989	350	3:43.39 27.69	400	4:14.21 30.82		
7	00727	<b>C.N. CASTILLA-BURGOS</b>	CASTILB					84,0	4:14.69
	1	RUIZ MINGUEZ DANIEL	1988	50	31.99 31.99	100	1:05.80 33.81		
	2	ALONSO DE SANTOCILDES NEB S.	1988	150	1:37.62 31.82	200	2:14.18 36.56		
	3	REY RENEDO ALBERTO	1988	250	2:42.60 28.42	300	3:15.89 33.29		
	4	DEL VAL OLALLA RODRIGO	1989	350	3:44.48 28.59	400	4:14.69 30.21		
8	00062	<b>C.N. CATALUNYA</b>	CATALUN					82,0	4:14.71
	1	PONS CRESPO ARNAU	1989	50	31.35 31.35	100	1:04.18 32.83		
	2	VILANOVA LAGUNA JOAN	1989	150	1:38.14 33.96	200	2:16.30 38.16		
	3	SOTO BOTEY NELSON	1988	250	2:46.05 29.75	300	3:19.81 33.76		
	4	CATALAN PEREA AARON	1988	350	3:46.33 26.52	400	4:14.71 28.38		
9	00053	<b>REAL CANOE N.C.</b>	CANOENC					80,0	4:14.96
	1	LOPEZ NIETO MARCOS	1988	50	31.08 31.08	100	1:03.30 32.22		
	2	JIMENEZ BENEYTO DIEGO	1988	150	1:36.72 33.42	200	2:14.57 37.85		
	3	GARCIA ZALOÑA ALEJANDRO	1988	250	2:43.34 28.77	300	3:19.07 35.73		
	4	JIMENEZ MARTIN ADRIAN	1988	350	3:45.60 26.53	400	4:14.96 29.36		
10	00057	<b>C.N. TERRASSA</b>	TARRASA					78,0	4:15.18
	1	RAMOS ALTET GUILLEM	1988	50	30.94 30.94	100	1:03.02 32.08		
	2	MUÑOZ ILLANA VICTOR	1988	150	1:37.87 34.85	200	2:16.49 38.62		
	3	UROZ MUÑOZ VICTOR	1989	250	2:44.82 28.33	300	3:17.91 33.09		
	4	PASCUAL MERINO ALEIX	1988	350	3:45.45 27.54	400	4:15.18 29.73		

RT: RETIRADO  
NP: NO PRESENTADODES: DESCALIFICADO  
BAJ: BAJAMMN: M.M. Nac. (Para Edades)  
RE: Record PaisMSL SW.RES\_RELEVOS\_PRUEBA.33- Información correcta a 18:57:26 28/03/2004  
SPORTEC Sistemas de Información, MSL Software - www.msl.es

2 / 5



Junta de Castilla y León

Caja España





VI COPA DE ESPAÑA CLUBES INFANTIL, 27 Y 28 DE MARZO DE 2004

VALLADOLID

Datos técnicos: Piscina de 25 m., Cronometraje Electrónico

28/03/2004

RK	Club	Nombre	Club					Pts.	Resultado
11	00054	<b>C.N. METROPOLE</b>	METPOLE					76,0	4:16.49
	1	BLANCO MACHADO JOSE Mª	1988	50	33.06 33.06	100	1:06.82 33.76		
	2	AMAT DEL PAZO JAVIER	1988	150	1:41.14 34.32	200	2:20.56 39.42		
	3	BELINCHON BEUN PEDRO	1988	250	2:49.17 28.61	300	3:21.78 32.61		
	4	MARIÑO SANTANA JAVIER	1988	350	3:47.75 25.97	400	4:16.49 28.74		
12	00378	<b>C.N. CIUDAD REAL</b>	CIUREAL					74,0	4:17.41
	1	MONTEALEGRE SANTIAGO VICTOR	1988	50	33.39 33.39	100	1:09.31 35.92		
	2	MONTEAGUDO ESPINOSA HECTOR	1989	150	1:41.95 32.64	200	2:19.61 37.66		
	3	BALLESTEROS MORA DAVID	1989	250	2:48.82 29.21	300	3:21.58 32.76		
	4	DEL CERRO MARTÍN-ONDARZA JAIME	1988	350	3:48.63 27.05	400	4:17.41 28.78		
13	00061	<b>C.N. SANT ANDREU</b>	SANDREU					72,0	4:18.39
	1	MARTINEZ MORALES CARMELO	1989	50	34.77 34.77	100	1:11.08 36.31		
	2	CABELLO FORNS ALAN	1988	150	1:42.41 31.33	200	2:16.85 34.44		
	3	SAN MARTIN TRESOLS LUIS	1988	250	2:46.72 29.87	300	3:21.26 34.54		
	4	PERALTA SABATE MARC	1988	350	3:47.85 26.59	400	4:18.39 30.54		
14	00114	<b>STADIUM VENECIA</b>	STVENEC					70,0	4:19.39
	1	ALEGRE BAILO SERGIO	1988	50	32.45 32.45	100	1:06.19 33.74		
	2	SANCHEZ MONTERDE GABRIEL	1989	150	1:39.87 33.68	200	2:20.69 40.82		
	3	LASANTA RICA DAVID	1988	250	2:48.75 28.06	300	3:20.82 32.07		
	4	CALAIZA PERIBAÑEZ RUBEN	1988	350	3:48.70 27.88	400	4:19.39 30.69		
15	00069	<b>C.N. HOSPITALET</b>	HOSPITA					68,0	4:19.44
	1	GARCIA RODENAS CARLES	1988	50	31.69 31.69	100	1:06.42 34.73		
	2	LORENTE TRENADO ALBERT	1988	150	1:40.99 34.57	200	2:19.09 38.10		
	3	MARTINEZ JURADO RUBEN	1988	250	2:48.12 29.03	300	3:22.42 34.30		
	4	ARACIL HERRERO MARC	1989	350	3:49.87 27.45	400	4:19.44 29.57		

RT: RETIRADO DES: DESCALIFICADO MMN: M.M. Nac. (Para Edades)  
 NP: NO PRESENTADO BAJ: BAJA RE: Record Pais





VI COPA DE ESPAÑA CLUBES INFANTIL, 27 Y 28 DE MARZO DE 2004

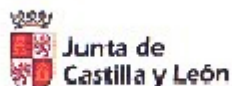
VALLADOLID

Datos técnicos: Piscina de 25 m., Cronometraje Electrónico

28/03/2004

RK	Club	Nombre	Club					Pts.	Resultado
16	00076	<b>C.E. MEDITERRANI</b>	MEDITER					66,0	4:19.99
	1	GARCIA EGEA SERGIO	1989	50	32.84	100	1:07.55		
					32.84		34.71		
	2	CODINA EGUILEOR ALEX	1989	150	1:40.32	200	2:17.34		
					32.77		37.02		
	3	GARCIA ALVAREZ OSCAR	1988	250	2:46.91	300	3:21.55		
					29.57		34.64		
	4	CHIAPPE MADSEN SEBASTIAN	1988	350	3:48.72	400	4:19.99		
					27.17		31.27		
17	00553	<b>C.N. ELCHE</b>	CNELCHE					64,0	4:21.14
	1	VIVES GOMIS CARLOS	1988	50	30.19	100	1:02.16		
					30.19		31.97		
	2	TRIVES MARTINEZ MANUEL	1988	150	1:36.14	200	2:14.99		
					33.98		38.85		
	3	VAZQUEZ MUÑOZ JUAN MANUEL	1988	250	2:45.60	300	3:21.92		
					30.61		36.32		
	4	CANDELA DE LA TORRE ANDRES	1988	350	3:49.76	400	4:21.14		
					27.84		31.38		
18	00784	<b>C.N. GALAICO</b>	GALAICO					62,0	4:22.88
	1	GULÍAS PARGA MANUEL	1989	50	33.15	100	1:08.22		
					33.15		35.07		
	2	PEREZ ESTEVEZ BRUNO	1988	150	1:43.80	200	2:24.24		
					35.58		40.44		
	3	PORTELA ÁLVAREZ IAGO	1988	250	2:52.72	300	3:26.34		
					28.48		33.62		
	4	VILLAVERDE PARADA YAGO	1989	350	3:53.37	400	4:22.88		
					27.03		29.51		
19	00157	<b>C.N.GIMN. VALLADOLID</b>	GIMVALL					60,0	4:24.65
	1	SUAREZ CANCELO CARLOS	1988	50	31.72	100	1:05.39		
					31.72		33.67		
	2	GARCIA MARTINEZ JORGE A.	1988	150	1:41.41	200	2:21.82		
					36.02		40.41		
	3	GUTIERREZ CALVO GONZALO	1988	250	2:51.98	300	3:26.99		
					30.16		35.01		
	4	VICO ABAD JOSE	1988	350	3:53.78	400	4:24.65		
					26.79		30.87		
20	00137	<b>C.N. CIUDAD ALTA</b>	CIUALTA					58,0	4:25.56
	1	JORGE CRUZ MIGUEL ANGEL	1988	50	32.15	100	1:07.04		
					32.15		34.89		
	2	SANTANA LOPEZ YOSIAS	1989	150	1:42.13	200	2:23.08		
					35.09		40.95		
	3	MACIUNIAK BARTL IVAN	1989	250	2:52.33	300	3:29.15		
					29.25		36.82		
	4	RODRIGUEZ MONTESDEOCA KEVIN	1989	350	3:55.87	400	4:25.56		
					26.72		29.69		

RT: RETIRADO DES: DESCALIFICADO MMN: M.M. Nac. (Para Edades)  
 NP: NO PRESENTADO BAJ: BAJA RE: Record Pais





VI COPA DE ESPAÑA CLUBES INFANTIL, 27 Y 28 DE MARZO DE 2004

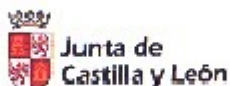
VALLADOLID

Datos técnicos: Piscina de 25 m., Cronometraje Electrónico

28/03/2004

RK	Club	Nombre	Club					Pts.	Resultado
21	00106	<b>C.N. MATARO</b>	MATARO					56,0	4:26.08
	1	VALLEJO VAZQUEZ EMILIO	1988	50	34.42	100	1:10.99		
					34.42		36.57		
	2	MORAN BRANZUELO MARC	1988	150	1:44.59	200	2:22.23		
					33.60		37.64		
	3	CORDOBA NAVARRO YERAI	1988	250	2:51.06	300	3:25.71		
					28.83		34.65		
	4	VALLS SEBASTIAN ALBERT	1988	350	3:54.24	400	4:26.08		
					28.53		31.84		
22	00056	<b>CN.PALMA DE MALLORCA</b>	CNPALMA					54,0	4:26.57
	1	BESALDUCH LÓPEZ RAUL	1989	50	32.79	100	1:06.73		
					32.79		33.94		
	2	REBASSA GIMENEZ JOAN	1988	150	1:43.46	200	2:24.17		
					36.73		40.71		
	3	RICO DEL CAMPO MANUEL	1989	250	2:54.75	300	3:29.78		
					30.58		35.03		
	4	RODRIGUEZ PULIDO JUAN LUIS	1989	350	3:57.57	400	4:26.57		
					27.79		29.00		
23	00003	<b>C.N.CIUDAD DE OVIEDO</b>	NOVIEDO					52,0	4:28.33
	1	VAZQUEZ LUEJE JULIAN	1988	50	33.99	100	1:10.34		
					33.99		36.35		
	2	GARCIA SUAREZ JOSE A.	1989	150	1:44.39	200	2:25.22		
					34.05		40.83		
	3	FERNANDEZ FERNANDEZ JOSE M.	1988	250	2:54.03	300	3:28.82		
					28.81		34.79		
	4	SUAREZ FELGUEROSO EFREN	1989	350	3:56.54	400	4:28.33		
					27.72		31.79		
	00136	<b>E.M. EL OLIVAR</b>	MOLIVAR					0,0	DES
	1	REQUENO SOLER CARLOS	1988	50	29.35	100	1:01.25		
					29.35		31.90		
	2	SORO ARROYO MARIO	1989						
	3	HORCAS HERRERA ALEJANDRO	1989						
	4	GARCIA BAJO MIGUEL	1988						

RT: RETIRADO      DES: DESCALIFICADO      MMN: M.M. Nac. (Para Edades)  
 NP: NO PRESENTADO      BAJ: BAJA      RE: Record Pais





## VI COPA DE ESPAÑA CLUBES INFANTIL, 27 Y 28 DE MARZO DE 2004

VALLADOLID

Datos técnicos: Piscina de 25 m., Cronometraje Electrónico

28/03/2004

RK	Club	Nombre	Club		Pts.	Resultado
1	00058	<b>C.N. SABADELL</b>	SABADEL		102,0	4:34.25
		1 GALA GARCIA RAQUEL MARIA	1990	50 33.21   100 1:08.65 33.21   35.44		
		2 MARTINEZ BLAZQUEZ MIRIAM	1990	150 1:44.82   200 2:25.62 36.17   40.80		
		3 MARTINEZ PEREZ SANDRA	1990	250 2:56.84   300 3:32.48 31.22   35.64		
		4 GOMEZ RAMON ANAIS	1990	350 4:01.90   400 4:34.25 29.42   32.35		
2	00057	<b>C.N. TERRASSA</b>	TARRASA		96,0	4:42.40
		1 CRISTOBAL COPPULO GEMMA	1991	50 34.43   100 1:11.11 34.43   36.68		
		2 ALVAREZ JURADO JESSICA	1990	150 1:49.01   200 2:31.90 37.90   42.89		
		3 CAMPO CASAJUS CARLA	1991	250 3:03.72   300 3:39.63 31.82   35.91		
		4 MECA MORA ESTHER	1990	350 4:09.49   400 4:42.40 29.86   32.91		
3	00062	<b>C.N. CATALUNYA</b>	CATALUN		92,0	4:43.17
		1 COBO TUSET NADIA	1990	50 34.27   100 1:11.26 34.27   36.99		
		2 MEDINA RIEDER CRISTINA	1990	150 1:47.80   200 2:29.30 36.54   41.50		
		3 RIBERA LLEONART ANDREA	1991	250 3:02.19   300 3:40.83 32.89   38.64		
		4 VIZCAINO BADIA BERTA	1990	350 4:10.41   400 4:43.17 29.58   32.76		
4	00157	<b>C.N.GIMN. VALLADOLID</b>	GIMVALL		90,0	4:48.13
		1 SOTO MARFULL BLANCA	1990	50 33.13   100 1:07.92 33.13   34.79		
		2 PEREZ FERNANDEZ DE CORDOB A.	1991	150 1:45.85   200 2:29.30 37.93   43.45		
		3 HIDALHO LARIZ LETICIA	1990	250 3:03.19   300 3:44.77 33.89   41.58		
		4 BALLESTEROS NIETO DANIELA	1990	350 4:14.45   400 4:48.13 29.68   33.68		
5	00602	<b>C.D.U. GRANADA</b>	UNIVGRA		88,0	4:49.42
		1 GALLEGOS RODRIGUEZ LAURA	1990	50 34.98   100 1:13.78 34.98   38.80		
		2 GARCIA VALVERDE MARTA	1991	150 1:51.66   200 2:33.26 37.88   41.60		
		3 SANCHEZ JEREZ CLARA	1990	250 3:05.58   300 3:44.13 32.32   38.55		
		4 SERVILLERA TORRES MIRIAM	1990	350 4:14.78   400 4:49.42 30.65   34.64		

RT: RETIRADO  
NP: NO PRESENTADODES: DESCALIFICADO  
BAJ: BAJAMMN: M.M. Nac. (Para Edades)  
RE: Record PaisMSL SW.RES\_RELEVOS\_PRUEBA.34- Información correcta a 18:57:57 28/03/2004  
SPORTEC Sistemas de Información, MSL Software - www.msl.es

1 / 5



Junta de Castilla y León

Caja España





VI COPA DE ESPAÑA CLUBES INFANTIL, 27 Y 28 DE MARZO DE 2004

VALLADOLID

Datos técnicos: Piscina de 25 m., Cronometraje Electrónico

28/03/2004

RK	Club	Nombre	Club					Pts.	Resultado
6	00135	<b>C.N. SANTA OLAYA</b>	S.OLAYA					86,0	4:51.72
	1	CALVO GARCIA LLARA	1991	50	36.11	100	1:13.66		
					36.11		37.55		
	2	COLINO VILLAZON CORAL	1991	150	1:51.16	200	2:36.42		
					37.50		45.26		
	3	BARTOLOME FERNANDEZ PAULA	1990	250	3:09.74	300	3:48.01		
					33.32		38.27		
	4	RANCAÑO BENITEZ ALDANA	1990	350	4:18.21	400	4:51.72		
					30.20		33.51		
7	00061	<b>C.N. SANT ANDREU</b>	SANDREU					84,0	4:52.55
	1	PEREZ ARAU SONIA	1991	50	36.33	100	1:13.90		
					36.33		37.57		
	2	MARTINEZ DE DIEGO PATRICIA	1990	150	1:53.52	200	2:37.74		
					39.62		44.22		
	3	MARI HUERTA ANDREA	1990	250	3:10.13	300	3:47.65		
					32.39		37.52		
	4	MARTINEZ ROCA MIRIAM	1991	350	4:18.68	400	4:52.55		
					31.03		33.87		
8	00069	<b>C.N. HOSPITALET</b>	HOSPITA					82,0	4:52.78
	1	JIMENEZ MAMANI ANABEL	1990	50	37.39	100	1:17.03		
					37.39		39.64		
	2	AYALA BURGOS SHEILA	1990	150	1:56.19	200	2:41.25		
					39.16		45.06		
	3	BELMONTE GARCIA MIREIA	1990	250	3:12.34	300	3:47.31		
					31.09		34.97		
	4	GARCIA RODENAS ANNA	1990	350	4:18.88	400	4:52.78		
					31.57		33.90		
9	00848	<b>C.N. LA SALLE-PALMA</b>	SALLE-P					80,0	4:53.07
	1	LUCENA ROMERO LAURA	1990	50	35.66	100	1:14.15		
					35.66		38.49		
	2	GAMEZ HORNOS ELENA	1991	150	1:52.97	200	2:36.91		
					38.82		43.94		
	3	MORENO REDONDO ANTEA	1991	250	3:11.30	300	3:50.30		
					34.39		39.00		
	4	BLEDA MARTIN Mª DEL CARMEN	1990	350	4:20.62	400	4:53.07		
					30.32		32.45		
10	00250	<b>C.N. VIC-ETB</b>	VIC-ETB					78,0	4:53.24
	1	GONZALEZ CRIVILLERS NEUS	1991	50	34.32	100	1:10.58		
					34.32		36.26		
	2	NOVELLAS COMA JUDIT	1990	150	1:48.05	200	2:31.19		
					37.47		43.14		
	3	VILAMITJANA SADURNI OLGA	1990	250	3:03.99	300	3:43.04		
					32.80		39.05		
	4	FARRES FONT LAURA	1991	350	4:17.30	400	4:53.24		
					34.26		35.94		

RT: RETIRADO DES: DESCALIFICADO MMN: M.M. Nac. (Para Edades)  
 NP: NO PRESENTADO BAJ: BAJA RE: Record Pais





## VI COPA DE ESPAÑA CLUBES INFANTIL, 27 Y 28 DE MARZO DE 2004

VALLADOLID

Datos técnicos: Piscina de 25 m., Cronometraje Electrónico

28/03/2004

RK	Club	Nombre	Club					Pts.	Resultado
11	00186	<b>C.N. CORUÑA</b>	NCORUÑA					76,0	4:53.35
	1	CARBALLO REY LARA	1991	50	36.02	100	1:15.04		
					36.02		39.02		
	2	BARJA MARTINEZ SARA	1990	150	1:52.96	200	2:35.52		
					37.92		42.56		
	3	MARTINEZ CANOSA RAQUEL	1991	250	3:10.59	300	3:50.99		
					35.07		40.40		
	4	PAMPIN SAAVEDRA CARLOTA	1990	350	4:21.32	400	4:53.35		
					30.33		32.03		
12	00136	<b>E.M. EL OLIVAR</b>	MOLIVAR					74,0	4:53.73
	1	GONZALEZ ESPRESATI DE PAU P.	1990	50	36.05	100	1:14.98		
					36.05		38.93		
	2	HIJAR JIMENEZ MARIA	1990	150	1:53.48	200	2:36.94		
					38.50		43.46		
	3	MORANDO PEREZ MARTA	1991	250	3:10.68	300	3:48.42		
					33.74		37.74		
	4	ALBERO RUIZ BLANCA	1990	350	4:19.74	400	4:53.73		
					31.32		33.99		
13	00051	<b>C.N. BARCELONA</b>	C.N.B.					72,0	4:54.23
	1	SAEZ QUINTANAL MARTA	1991	50	34.97	100	1:12.83		
					34.97		37.86		
	2	ESTELLER SOTES IRIA	1990	150	1:48.93	200	2:30.21		
					36.10		41.28		
	3	RIBAS OLIVA SILVIA	1990	250	3:05.33	300	3:46.79		
					35.12		41.46		
	4	RODRIGUEZ LOPEZ MONTSERRAT	1990	350	4:18.80	400	4:54.23		
					32.01		35.43		
14	00106	<b>C.N. MATARO</b>	MATARO					70,0	4:54.80
	1	SERRAS ROBERT MARTA	1991	50	35.44	100	1:13.61		
					35.44		38.17		
	2	SAINZ AIZPURUA ANE	1990	150	1:53.20	200	2:36.78		
					39.59		43.58		
	3	CORDOBA NAVARRO SARA	1990	250	3:11.28	300	3:50.90		
					34.50		39.62		
	4	JIMENEZ GARCIA AINA	1990	350	4:21.14	400	4:54.80		
					30.24		33.66		
15	00003	<b>C.N. CIUDAD DE OVIEDO</b>	NOVIEDO					68,0	4:54.92
	1	TRAPIELLO ALVAREZ EITA	1990	50	35.66	100	1:13.15		
					35.66		37.49		
	2	CHAN DIEZ TSU-YEN	1990	150	1:53.48	200	2:39.41		
					40.33		45.93		
	3	CORTES FERNANDEZ MARIA	1990	250	3:12.18	300	3:50.67		
					32.77		38.49		
	4	FERNANDEZ GARCIA MARIA	1990	350	4:21.88	400	4:54.92		
					31.21		33.04		

RT: RETIRADO  
NP: NO PRESENTADODES: DESCALIFICADO  
BAJ: BAJAMMN: M.M. Nac. (Para Edades)  
RE: Record PaisMSL SW.RES\_RELEVOS\_PRUEBA.34- Información correcta a 18:57:58 28/03/2004  
SPORTEC Sistemas de Información, MSL Software - www.msl.es

3 / 5



Junta de Castilla y León

Caja España







## VI COPA DE ESPAÑA CLUBES INFANTIL, 27 Y 28 DE MARZO DE 2004

VALLADOLID

Datos técnicos: Piscina de 25 m., Cronometraje Electrónico

28/03/2004

RK	Club	Nombre	Club					Pts.	Resultado
16	00784	<b>C.N. GALAICO</b>	GALAICO					66,0	4:54.97
	1	BARROS GARCÍA ARANTXA	1990	50	37.26	100	1:16.08		
					37.26		38.82		
	2	CRESPO GONZALEZ MIRIAM	1990	150	1:54.09	200	2:36.75		
					38.01		42.66		
	3	ARIAS GARCIA UXIA	1991	250	3:10.45	300	3:49.84		
					33.70		39.39		
	4	VILARIÑO GARCÍA XENIA	1991	350	4:21.22	400	4:54.97		
					31.38		33.75		
17	00076	<b>C.E. MEDITERRANI</b>	MEDITER					64,0	4:56.88
	1	CAMPA RIERA MARIONA	1991	50	37.24	100	1:17.32		
					37.24		40.08		
	2	DIAGO MIRAVET ANNA	1990	150	1:56.05	200	2:40.15		
					38.73		44.10		
	3	LLORCA ROY DIANA	1991	250	3:13.58	300	3:50.88		
					33.43		37.30		
	4	BENITEZ GRACIA LAURA	1991	350	4:23.06	400	4:56.88		
					32.18		33.82		
18	00060	<b>C.N. LAS PALMAS</b>	LPALMAS					62,0	4:57.86
	1	FERNANDEZ TONOGAMI CRISTINA	1991	50	36.63	100	1:16.51		
					36.63		39.88		
	2	ORTEGA PEREZ NEITH	1990	150	1:55.89	200	2:41.57		
					39.38		45.68		
	3	GUERRA GONZALEZ IRIS MARIA	1990	250	3:15.14	300	3:53.75		
					33.57		38.61		
	4	GARCIA HERNANDEZ SONIA	1991	350	4:24.43	400	4:57.86		
					30.68		33.43		
19	00054	<b>C.N. METROPOLE</b>	METPOLE					60,0	4:57.92
	1	NALDA GONZALEZ MARIA	1990	50	36.18	100	1:14.13		
					36.18		37.95		
	2	ROMERO GARCIA IRIA	1990	150	1:52.23	200	2:36.00		
					38.10		43.77		
	3	GEBAUER CAMPOS MARIA	1991	250	3:10.41	300	3:52.01		
					34.41		41.60		
	4	MARTIN ROMAN LORENA	1991	350	4:23.70	400	4:57.92		
					31.69		34.22		
20	00826	<b>C.D. COVIBAR</b>	COVIBAR					58,0	4:59.46
	1	NUÑEZ SORIANO CARLA	1991	50	36.70	100	1:16.26		
					36.70		39.56		
	2	HERNANDEZ MARTIN MONICA	1991	150	1:56.18	200	2:41.89		
					39.92		45.71		
	3	PEREZ DE BLAS LAURA	1990	250	3:15.63	300	3:54.52		
					33.74		38.89		
	4	SANTOS MOLINERO CAROLINA	1990	350	4:25.52	400	4:59.46		
					31.00		33.94		

RT: RETIRADO  
NP: NO PRESENTADODES: DESCALIFICADO  
BAJ: BAJAMMN: M.M. Nac. (Para Edades)  
RE: Record PaisMSL SW.RES\_RELEVOS\_PRUEBA.34- Información correcta a 18:57:58 28/03/2004  
SPORTEC Sistemas de Información, MSL Software - www.msl.es

4 / 5



Junta de Castilla y León

Caja España





## VI COPA DE ESPAÑA CLUBES INFANTIL, 27 Y 28 DE MARZO DE 2004

VALLADOLID

Datos técnicos: Piscina de 25 m., Cronometraje Electrónico

28/03/2004

RK	Club	Nombre	Club					Pts.	Resultado
21	00460	<b>P. SAN AGUSTIN</b>	APSAGUS					56,0	5:00.47
	1	BALAGUER CALVO ANDREA	1990	50	34.30	100	1:10.86		
					34.30		36.56		
	2	AZNAR GALVE LORENA	1991	150	1:50.41	200	2:35.62		
					39.55		45.21		
	3	FERRER GAMERO ALBA	1991	250	3:11.65	300	3:53.42		
					36.03		41.77		
	4	REINAO CEGOÑINO VIRGINIA	1990	350	4:25.63	400	5:00.47		
					32.21		34.84		
22	00877	<b>C.N. VOLTOR BALEAR</b>	CVOLTOR					54,0	5:02.63
	1	QUETGLAS QUINTERO DAVINIA	1991	50	35.92	100	1:13.69		
					35.92		37.77		
	2	MARQUES LOCKITT CAROLINA	1990	150	1:50.53	200	2:32.24		
					36.84		41.71		
	3	FERNANDEZ PALACIOS ADA	1990	250	3:08.05	300	3:48.05		
					35.81		40.00		
	4	MOYA PELLICER Mª VICTORIA	1991	350	4:23.42	400	5:02.63		
					35.37		39.21		
23	00099	<b>C.N. GRANOLLERS</b>	GRANOLL					52,0	5:04.08
	1	LLOBET COLOMER ROCIO	1991	50	36.35	100	1:15.69		
					36.35		39.34		
	2	VERGES BUESO MARTA	1990	150	1:55.85	200	2:39.78		
					40.16		43.93		
	3	SERRA VILAR BERTA	1991	250	3:16.45	300	3:58.19		
					36.67		41.74		
	4	HUMEDAS GONZALEZ LAIA	1990	350	4:29.81	400	5:04.08		
					31.62		34.27		
24	00553	<b>C.N. ELCHE</b>	CNELCHE					50,0	5:04.87
	1	AGULLO GONZALVEZ ALBA	1990	50	36.00	100	1:13.68		
					36.00		37.68		
	2	FAJARDO MARTINEZ ANDREA	1991	150	1:54.10	200	2:40.04		
					40.42		45.94		
	3	ALONSO RIVERA MARIA ANGELES	1990	250	3:14.63	300	3:56.89		
					34.59		42.26		
	4	CAMPELLO LIDON LIDIA	1991	350	4:28.84	400	5:04.87		
					31.95		36.03		

RT: RETIRADO  
NP: NO PRESENTADODES: DESCALIFICADO  
BAJ: BAJAMMN: M.M. Nac. (Para Edades)  
RE: Record PaisMSL SW.RES\_RELEVOS\_PRUEBA.34- Información correcta a 18:57:58 28/03/2004  
SPORTEC Sistemas de Información, MSL Software - www.msl.es

5 / 5

Junta de  
Castilla y León

Caja España





VI COPA DE ESPAÑA CLUBES INFANTIL, 27 Y 28 DE MARZO DE 2004

VALLADOLID

Datos técnicos: Piscina de 25 m., Cronometraje Electrónico

INFATIL

Rank.	Club	Pts.
1	C.N. SABADELL	1.317,0
2	REAL CANOE N.C.	1.269,0
3	C.N. CATALUNYA	1.194,0
4	C.N. SANTA OLAYA	1.192,0
5	CST-CST COSTA AZAHAR	1.170,0
6	C.N. METROPOLE	1.145,0
7	A.D.N. VISTA ALEGRE	1.026,0
8	A.D. SARABRIS	956,0
9	CN.MARLINS MORATALAZ	946,5
10	C.N. CASTILLA-BURGOS	937,0
11	C.N.GIMN. VALLADOLID	933,0
12	E.M. EL OLIVAR	857,5
13	C.N. SANT ANDREU	834,0
14	C.N. HOSPITALET	833,5
15	C.N. TERRASSA	821,5
16	C.E. MEDITERRANI	820,0
17	C.N. GALAICO	802,0
18	C.N. ELCHE	791,0
19	STADIUM VENECIA	789,0
20	C.N. CIUDAD REAL	786,5
21	CN.PALMA DE MALLORCA	729,0
22	C.N. CIUDAD ALTA	719,5
23	C.N.CIUDAD DE OVIEDO	711,0
24	C.N. MATARO	639,0



VI COPA DE ESPAÑA CLUBES INFANTIL, 27 Y 28 DE MARZO DE 2004

VALLADOLID

Datos técnicos: Piscina de 25 m., Cronometraje Electrónico

INFANTIL

Rank.	Club	Pts.
1	C.N. SABADELL	1.549,0
2	C.N. CATALUNYA	1.314,5
3	C.N. TERRASSA	1.133,5
4	C.N. SANT ANDREU	1.133,0
5	C.D.U. GRANADA	1.132,5
6	C.N. SANTA OLAYA	1.114,5
7	C.N. LA SALLE-PALMA	1.075,5
8	C.N. CORUÑA	1.047,5
9	C.N. MATARO	1.046,0
10	C.N.GIMN. VALLADOLID	1.001,0
11	C.N. GALAICO	916,0
12	C.N. VIC-ETB	894,0
13	C.N.CIUDAD DE OVIEDO	868,0
14	E.M. EL OLIVAR	867,5
15	C.N. HOSPITALET	822,0
16	C.E. MEDITERRANI	809,0
17	C.N. LAS PALMAS	794,5
18	C.N. METROPOLE	757,0
19	C.N. GRANOLLERS	749,0
20	C.D. COVIBAR	735,0
21	C.N. BARCELONA	695,0
22	P. SAN AGUSTIN	671,5
23	C.N. VOLTOR BALEAR	639,5
24	C.N. ELCHE	596,0



# FICHA TECNICA



VALLADOLID

**VI COPA DE ESPAÑA CLUBES INFANTIL, 27 Y 28 DE MARZO DE 2004**

Datos técnicos: Piscina de 25 m., Cronometraje Electrónico

<b>COMPETICIÓN</b>	VI Copa de España Infantil de Clubes de Natación
<b>FECHAS</b>	27 y 28 de Marzo de 2003
<b>LUGAR DE CELEBRACIÓN</b>	Valladolid
<b>ENTIDAD ORGANIZADORA</b>	Federación Territorial Castilla-León Real Federación Española de Natación
<b>PISCINA</b>	Parquesol - 25 m. 8 calles
<b>TEMPERATURA DEL AGUA</b>	26,5° C. Agua dulce.
<b>COMPOSICIÓN DEL JURADO</b>	Según hoja adjunta.
<b>EQUIPOS PARTICIPANTES</b>	Según hoja adjunta.

Certifico la veracidad de los datos reflejados en la mencionada competición.

Fdo.: Carmen Lestón  
Juez Arbitro pruebas masculinas.

Fdo.: José Manuel García  
Juez Arbitro pruebas femeninas.



Junta de  
Castilla y León

Caja España





# FICHA TECNICA



VI COPA DE ESPAÑA CLUBES INFANTIL, 27 Y 28 DE MARZO DE 2004

Datos técnicos: Piscina de 25 m., Cronometraje Electrónico

VALLADOLID

## COMPOSICIÓN DEL JURADO

<b>JUEZ ARBITRO PRUEBAS MASC.</b>	Carmen Lestón Alvé	
<b>JUEZ ARBITRO PRUEBAS FEM.</b>	José Manuel García Larroza	
<b>JUEZ SALIDAS PRUEBAS MASC.</b>	Juan Díez Zamarreño	
<b>JUEZ SALIDAS PRUEBAS FEM.</b>	Gema Osete García	
<b>JUECES CARRERA</b>	Antonio García Carbajo	
	Victor Daniel Guerra Estupiñán	
<b>JUECES DE VIRAJES</b>	M <sup>a</sup> Luisa Liébana Viñuela Marina Bueno Domínguez	Yolanda Alvarez-Campana Gallo Marina Posada Bueno
<b>MEGAFONIA</b>	José Luis Tarazona	
<b>JEFE DE CRONOMETRADORES</b>	Robustiano Cano Sanz	Antonio Rivas Vega
<b>CRONOMETRADORES</b>	Ana Posada Bueno Gema Caminero Cantero Manuel Cilleros Gil M <sup>a</sup> Carmen García Merino	Marta Díez Amo Estilita Miguel Herguedas Nicolás Cifuentes Garmón José Luis Lizano López
<b>CRONO VOLANTE</b>	Vicente Labanda Alverdi Estefanía Díez Amo	Antonio Hurtado Morejón María Cano Saldaña
<b>CAMARA DE SALIDAS</b>	Verónica García Barón	M <sup>a</sup> Angeles Sanz Ortega
<b>SECRETARIA DE RESULTADOS</b>	Fernando Alonso Maite Gallego	Eva Alonso
<b>SECRETARIA DE COMPETICIÓN</b>	Julia Escudero Blanco	
<b>CRONOMETRAJE ELECTRÓNICO</b>	Manuel Cano Saldaña	Juan Carlos Martín Viera
<b>SOPORTE INFORMATICO</b>	José Manuel Almarza	Mercedes Gomez
<b>DIRECTOR DE COMPETICIÓN</b>	J. Jordi Cadens	

Valladolid, 28 de Marzo de 2004



Junta de  
Castilla y León

Caja España

